


SHIRE OF CUBALLING



*A progressive, diverse and caring community,
with access to modern services and infrastructure,
in a unique part of the world*

AGENDA

for the

Ordinary Meeting of Council

to be held

2PM, WEDNESDAY 16th FEBRUARY 2022

Shire of Cuballing
Council Chambers
Campbell Street, Cuballing

COUNCIL MEETING PROCEDURES

1. All Council meetings are open to the public, except for matters raised by Council under “Confidential Matters”.
2. Members of the public may ask a question at an ordinary Council meeting at “Public Question Time”.
3. Members of the public who are unfamiliar with meeting procedures are invited to seek advice at the meeting. If unsure about proceedings, just raise your hand when the Presiding Member announces Public Question Time.
4. All other arrangements are in accordance with the Council’s standing orders, policies and decisions of the town.

DISCLAIMER

No responsibility whatsoever is implied or accepted by the Shire of Cuballing for any act, omission or statement or intimation occurring during Council/Committee meetings or during formal/informal conversations with staff. The Shire of Cuballing disclaims any liability for any loss whatsoever and howsoever caused arising out of reliance by any person or legal entity on any such act, omission or statement or intimation occurring during Council/Committee meetings or discussions. Any person or legal entity who acts or fails to act in reliance upon any statement does so at that person’s or legal entity’s own risk.

In particular, and without derogating in any way from the broad disclaimer above, in any discussion regarding any planning application or application for a licence, any statement or limitation of approval made by a member or officer of the Shire of Cuballing during the course of any meeting is not intended to be and is not taken as notice or approval from the Shire of Cuballing. The Shire of Cuballing warns that anyone who has an application lodged with the Shire of Cuballing must obtain and only should rely on WRITTEN CONFIRMATION of the outcome of that application and any conditions attaching to the decision made by the Shire of Cuballing in respect of the application.

1.	DECLARATION OF OPENING:	2
2.	ATTENDANCE/APOLOGIES/LEAVE OF ABSENCE:	2
2.1.1	Attendance	2
2.1.2	Apologies	2
2.1.3	Leave of Absence	2
3.	STANDING ORDERS:	2
4.	PUBLIC QUESTION TIME:	2
4.1	RESPONSE TO PREVIOUS QUESTIONS TAKEN ON NOTICE:	2
4.2	WRITTEN QUESTIONS PROVIDED IN ADVANCE:	2
4.3	PUBLIC QUESTIONS FROM THE GALLERY:	3
5.	APPLICATIONS FOR LEAVE OF ABSENCE:	3
6.	CONFIRMATION OF MINUTES:	3
6.1.1	Ordinary Meeting of Council held on Thursday 16 th December 2021	3
6.1.2	Special Meeting of Council held on Monday 31 st January 2022	3
7.	PETITIONS/DEPUTATIONS/PRESENTATIONS/ SUBMISSIONS:	3
8.	DISCLOSURE OF FINANCIAL INTEREST:	3
9.	REPORTS OF OFFICERS AND COMMITTEES:	4
9.1	DEPUTY CHIEF EXECUTIVE OFFICER:	4
9.1.1	List of Payments – December 2021	4
9.1.2	List of Payments – January 2022	12
9.1.3	Statement of Financial Activity – December 2021	17
9.1.4	Statement of Financial Activity – January 2022	39
9.1.5	2021 Compliance Audit Return	61
9.1.6	Budget Review 2021/2022	78
9.2	CHIEF EXECUTIVE OFFICER:	93
9.2.1	Application for Telecommunications Infrastructure – Lot 10060 (No. 1395) Cuballing East Road, Commodine	93
9.2.2	Proposed Subdivision – Lot 14917 Dixons Road, Townsendale	110
9.2.3	Proposed Subdivision – Lots 2 and 3027 Great Southern Highway, Popanyinning	120
9.3	MANAGER OF WORKS AND SERVICES:	133
10.	ELECTED MEMBERS’ MOTION OF WHICH PREVIOUS NOTICE HAS BEEN GIVEN:	133
11.	URGENT BUSINESS WITHOUT NOTICE WITH THE APPROVAL OF THE PRESIDENT OR MEETING:	133
12.	CONFIDENTIAL MATTERS:	133
13.	NEXT MEETING:	133
14.	CLOSURE OF MEETING:	133

1. DECLARATION OF OPENING:

2. ATTENDANCE/APOLOGIES/LEAVE OF ABSENCE:

2.1.1 Attendance

Cr Eliza Dowling	President
Cr Robert Harris	Deputy President
Cr Dawson Bradford	
Cr Julie Christensen	
Cr Adrian Kowald	
Cr Pete Dowdell	
Mr Stan Scott	Chief Executive Officer
Ms Bronwyn Dew	Deputy Chief Executive Officer
Mr Bruce Brennan	Manager of Works and Services

2.1.2 Apologies

Nil at this time

2.1.3 Leave of Absence

Nil

3. STANDING ORDERS:

OFFICER'S RECOMMENDATION:

That Standing Orders be suspended for the duration of the meeting to allow for greater debate on items.

4. PUBLIC QUESTION TIME:

4.1 RESPONSE TO PREVIOUS QUESTIONS TAKEN ON NOTICE:

Nil

4.2 WRITTEN QUESTIONS PROVIDED IN ADVANCE:

Nil

4.3 PUBLIC QUESTIONS FROM THE GALLERY:

Nil at this time.

5. APPLICATIONS FOR LEAVE OF ABSENCE:

Nil at this time.

6. CONFIRMATION OF MINUTES:

6.1.1 Ordinary Meeting of Council held on Thursday 16th December 2021

OFFICER'S RECOMMENDATION:

That the Minutes of the Ordinary Meeting of Council held on Thursday 16th December 2021 be confirmed as a true record of proceedings.

6.1.2 Special Meeting of Council held on Monday 31st January 2022

OFFICER'S RECOMMENDATION:

That the Minutes of the Special Meeting of Council held on Monday 31st January 2022 be confirmed as a true record of proceedings.

7. PETITIONS/DEPUTATIONS/PRESENTATIONS/ SUBMISSIONS:

Nil at this time.

8. DISCLOSURE OF FINANCIAL INTEREST:

DISCLOSURE OF FINANCIAL INTEREST AND PROXIMITY INTEREST

Members must disclose the nature of their interest in matters to be discussed at the meeting.

Employees must disclose the nature of their interest in reports or advice when giving the report or advice to the meeting.

DISCLOSURE OF INTEREST AFFECTING IMPARTIALITY

Members and staff must disclose their interest in matters to be discussed at the meeting in respect of which the Member or employee has given or will give advice.

9. REPORTS OF OFFICERS AND COMMITTEES:

9.1 DEPUTY CHIEF EXECUTIVE OFFICER:

9.1.1 List of Payments – December 2021

File Ref. No:	NA
Disclosure of Interest:	Nil
Date:	
Author:	Nichole Gould
Attachments:	9.1.1A List of December Municipal Accounts 9.1.1B Credit Card Transactions

Summary

Council is to review payments made under delegation in December 2021.

Background – Nil

Comment

Council is provided at Attachments 9.1.1A with a list of payments made from Council's bank account during the month of December 2021.

Strategic Implications – Nil

Statutory Environment – Nil

Policy Implications – Nil

Financial Implications – Nil

Economic Implication – Nil

Environmental Considerations – Nil

Consultation – Nil

Options

Council may resolve:

1. the Officer's Recommendation; or
2. to not note the list of accounts.

Voting Requirements – Simple Majority

OFFICER'S RECOMMENDATION:

That Council receives:

1. **the List of Accounts paid in December 2021 under delegated authority in accordance with Regulation 13(1) of the Local Government (Financial Management) Regulations 1996, including payments from Council's Municipal Fund totalling \$357,933.41 included at Attachment 9.1.1A; and**
2. **a summary of transactions completed on Credit Cards by Council Staff for the period ending 30th November 2021 included at Attachment 9.1.1B.**
3. **a summary of transactions completed on Coles Cards by Council Staff for the period ending 30th November 2021 included at Attachment 9.1.1C.**

LIST OF DECEMBER 2021 MUNICIPAL FUND ACCOUNTS

Chq/EFT	Name	Description	Amount
02/12/2021	Police Licensing	Police Licensing Payments	6,176.45
07/12/2021	Interest On Graders	Interest On Graders	40.65
07/12/2021	Loan Repayment No. 63 Graders	Loan Repayment No. 63 Graders	3,673.63
08/12/2021	Police Licensing	Police Licensing Payments	219.25
09/12/2021	Police Licensing	Police Licensing Payments	200.00
10/12/2021	Police Licensing	Police Licensing Payments	624.35
14/12/2021	Police Licensing	Police Licensing Payments	916.50
15/12/2021	Police Licensing	Police Licensing Payments	5,722.80
16/12/2021	Police Licensing	Police Licensing Payments	4,135.95
17/12/2021	Police Licensing	Police Licensing Payments	304.55
20/12/2021	Police Licensing	Police Licensing Payments	679.00
24/12/2021	Police Licensing	Police Licensing Payments	318.25
29/12/2021	Police Licensing	Police Licensing Payments	936.20
31/12/2021	Police Licensing	Police Licensing Payments	36.60
31/12/2021	ATO Clearing Account BAS	ATO Clearing Account BAS	- 3,024.00
EFT6608	Allwork Civil	Line marking Parking bays	385.00
EFT6609	BMR Mechanical Pty Ltd	230,000km service UD truck Supply and install new brake booster	2,962.46
EFT6610	Builders Registration Board Building Commission	November 2021 Building Forms	248.65
EFT6611	Building & Construction Industry Training	BCITF Forms November 2021	111.75
EFT6612	Burgess Rawson (WA) Pty Ltd	Water consumption Cuballing War Memorial	42.03
EFT6613	Best Office Systems	Monthly Copier Charges	679.28
EFT6614	Bronwyn Dew	50% reimbursement electricity	281.10
EFT6615	C&D Cutri	Bridge Maintenance: Bridges 4865,4866	12,045.00
EFT6616	Cloud Payment Group	Debt Collection - November 2021	5,685.83
EFT6617	Cuballing Building Company	Replace door lock and handle	111.54
EFT6618	Cuby Roadhouse	Postage	252.40
EFT6619	Cuby Tavern	Catering	268.00
EFT6620	Department of Primary Industries and Regional Development	Repayment of unused grant funding	38,500.00
EFT6621	Edwards Motors	87,000km service CN1	1,282.90
EFT6622	Earl Street Surgery	Pre-Employment Medical	220.00
EFT6623	Farmworks Narrogin	15 x 175mm x 1.5 Dome Timber Bollards	659.18

Chq/EFT	Name	Description	Amount
EFT6624	Great Southern Fuel Supplies	Bulk Diesel Fuel Delivery	8,459.03
EFT6625	Great Southern Waste Disposal	Rubbish Removal	6,396.16
EFT6626	Hersey Safety Pty Ltd	1 x pack Rehydration sticks 2 x packs icemax 1 x drum pump 3 x scavander brooms 3 x handles 2 x boxes latex gloves 1 x hose clamp kit 12 x stinga gloves 12 x sunscreen 1 x cotton hat 1 x string line	1,544.92
EFT6627	J & D Rural Fencing	Repairs to Fence	1,255.87
EFT6628	Kalexpress & Quality Transport	Freight Charges - Fulton Hogan	469.98
EFT6629	Keeling Electrical Group Pty Ltd	replace lights @ Cuballing Recreation Centre due to water damage	1,113.75
EFT6630	Makit Narrogin Hardware	Monthly Account - Cement	85.50
EFT6631	Marindust Sales	2 x 6m Flag Poles MS	3,440.14
EFT6632	Marketforce	CEO Search - Professional Appointments Section Western Australian	2,871.63
EFT6633	Narrogin Agricultural Repairs	Supply 1 x New TS142T Ride on Mower	5,031.00
EFT6634	Narrogin Auto Electrics	Replace blower fan and fit new condenser fan in UD Truck	1,259.61
EFT6635	Narrogin Earthmoving and Concrete	Supply and lay Cement - Cuballing transfer station shed floor	7,370.00
EFT6636	Narrogin Packaging and Motorcycles & Accessories	2 x Purrell auto Dispensers	130.00
EFT6637	Narrogin Country Fresh Meats	Catering	142.08
EFT6638	Narrogin Hire Service and Reticulation	5 x 25mm x 6m class 9 PVC 1 x 200m x 25mm Blue line 6 x 25 x 3/4 female metric tees 8 x director 19mm x 3/4 2 25x3/4 female metric elbows	394.90
EFT6639	Office of the Auditor General	LRCI Audit	2,112.00
EFT6640	Peter John Denton	Gift for former Cr Mark Conley as per Gift Policy 3.8	250.00
EFT6641	Pingelly Tyre Service	8 x 11r 22.5 Drive Tyres for UD Truck	6,242.50
EFT6642	Shire Of Narrogin	Disposal of Cuballing Transfer Station Waste - October 2021	2,525.56
EFT6643	South West Fire Units	CN1991 Repairs & Major Service Cuballing 2x4	27,522.56

Chq/EFT	Name	Description	Amount
EFT6644	Sportspower Narrogin	Commodine Tennis Club Award 2021	100.00
EFT6645	The Workwear Group Pty Ltd	Staff Uniform	179.78
EFT6646	Unique Strokes WA	Painting to Recreation Centre Changerooms	4,180.00
EFT6647	WA Local Government Association	Local Government Week Attendance	4,800.00
EFT6648	Zircodate Pty Ltd	Monthly Archive Storage fees - 26/10/21 to 25/11/21	16.55
EFT6649	AC & EJ Fulford & Co	Pushing of 8,000 meters gravel at Parsons pit	7,744.00
EFT6650	Adrian James Kowald	Adrian Kowald Council Sitting Fee October to December 2021	761.22
EFT6651	Ashley Blyth Tree Lopping	Cherry picker to prune several dangerous trees	2,090.00
EFT6652	Asphalt In A Bag	20 bags Red Asphalt 15kg bags	880.00
EFT6653	Bill & Bens Hot Bread Shop	50x dinner rolls- no seeds 20x apple slice	59.40
EFT6654	BKS Electrical	Hire of Vacuum sucker and operator to clean drainage liners	1,137.07
EFT6655	BMR Mechanical Pty Ltd	service 115 000 km	2,171.11
EFT6656	Best Office Systems	Monthly Copier Charges - 20/11/21 to 20/12/21	618.25
EFT6657	Cuby Tavern	Rates Incentive Prize 21/22 - Gift Voucher Redemption	161.00
EFT6658	Dews Mini Excavations	Excavator and Bobcat hire Popanyinning main St upgrade	12,936.00
EFT6659	Dawson Robert Bradford	Dawson Bradford Council Sitting Fees July to December 2021	930.00
EFT6660	Elisa Alice Dowling	President Allowance October to December 2021	3,095.00
EFT6661	Edge Planning & Property	Town Planning Service	281.60
EFT6662	Fulton Hogan Industries Pty Ltd	1 x Pallet 60 bags EZ Street Asphalt	1,881.00
EFT6663	Fairway Carriers	Freight charges - Reinforced Concrete Pipes	1,147.61
EFT6664	Farmworks Narrogin	4 x bundles of 45 steel droppers	691.00
EFT6665	Great Southern Fuel Supplies	Bulk Diesel Fuel Delivery - 2,500 Litres	3,812.66
EFT6666	Hanson Construction Materials	45 ton 7mm Washed granite as per MRD spec delivered to Popanyinning Oval	4,332.78
EFT6667	Julie A Christensen	Council Sitting Fee October to December 2021	465.00
EFT6668	Komatsu Australia Pty Limited	Repairs to Komatsu Grader as per Quote Q002389013-2	6,316.11

Chq/EFT	Name	Description	Amount
EFT6669	LG Corporate Solutions Pty Ltd	Assist with auditor requests	1,287.00
EFT6670	LGIS Risk Management	Regional Risk Coordinator - 1st instalments @ \$2636.20	2,636.21
EFT6671	McPest Pest Control	Spray shed for pests	330.00
EFT6672	Melchiorre Plumbing and Gas	Backflow testing on all standpipes and tank	1,712.70
EFT6673	Narrogin Earthmoving and Concrete	Supply and lay concrete cross overs, Pram and toilet ramps Popanyinning main st upgrade	793.10
EFT6674	Narrogin Fruit Market	Catering – Thank a volunteer event	677.40
EFT6675	THE LJ & JD O'Connell Family Trust	Tilt tray CN1 from Turners Road to Edwards Holden Narrogin	242.00
EFT6676	North Star Transport	Freight Charges - Marindust Supplies	88.00
EFT6677	Narrogin Country Fresh Meats	Catering - thank a volunteer event	871.59
EFT6678	Narrogin Hire Service and Reticulation	Hire of Trenching Machine	435.00
EFT6679	Peter John Dowdell	Council Sitting Fees October-December 2021	772.32
EFT6680	Parrys Narrogin	1 x Boots	199.75
EFT6681	R J Smith Engineering	Stainless Steel Bolts, Nuts & Washes	14.80
EFT6682	Rylan Pty Ltd	Supply and lay Kerbing Popanyinning Main Street	20,328.00
EFT6683	St John Ambulance Western Australia Ltd	Service Defib Popanyinning	348.00
EFT6684	Security Man Pty Ltd	Security Monitoring 4 x \$110	110.00
EFT6685	Sportspower Narrogin	Staff Uniform	485.00
EFT6686	Stabilisation Technology Pty Ltd	Positrack soil stab Popanyinning Main St curb line	18,222.60
EFT6687	The Fresh Fish Van	Rates Incentive Prize 2021-22 - Gift Voucher Redeemed	50.00
EFT6688	Bitutek	Francis St Prima Seal	8,810.74
EFT6689	Caldwell Land Surveys	Amalgamation of Lot 7 & 90 Beeston Street - Stage 2C - Clearance, Plan Lodgement	618.75
EFT6690	Cuby Tavern	Catering	387.00
EFT6691	Melchiorre Plumbing and Gas	Replace Urinal	613.80
EFT6692	Narrogin Packaging and Motorcycles & Accessories	3 x rolls Builders Plastic	390.00
EFT6693	Narrogin Hire Service and Reticulation	13 x 25mm class 9 PVC pipe	208.00

Chq/EFT	Name	Description	Amount
EFT6694	R Munns Engineering Consulting Services	Engineering services and set out Project Management for Popanyinning main St	16,280.26
EFT6695	Rural Traffic Services Pty Ltd	Supply Traffic Management and Traffic control for Popanyinning main St upgrade	28,808.45
20104	Synergy	Electricity Charges - Council properties	2,486.49
20106	Water Corporation	Water Charges - Council Properties	827.14
20107	Department Of Transport	Vehicle Registration - 3 Months	335.85
20108	Shire of Cuballing	Groceries	441.50
20109	Synergy	Monthly Electricity Charge Street Lightning	713.42
20110	Water Corporation	Water Charges - Standpipe Ridley St Cuballing	3,277.64
DD2806.1	inet Limited	Monthly NBN Internet Service CEO Residence	89.99
DD2826.1	Hostplus Super	Superannuation contributions	316.31
DD2826.2	Aware Super Pty Ltd	Payroll deductions	5,897.31
DD2826.3	Matrix Superannuation	Superannuation contributions	230.46
DD2826.4	Australian Super	Superannuation contributions	909.77
DD2826.5	CBUS	Superannuation contributions	572.19
DD2826.6	MLC	Superannuation contributions	151.20
DD2826.7	Colonial First State	Superannuation contributions	218.58
DD2835.1	inet Limited	Monthly NBN Internet Service CEO Residence	89.99
DD2842.1	National Australia Bank	MWS Credit Card - Steelo's Gun & Outdoors - Gear bag, Recovery Hitch, Snatch Strap, Bushmans, Bow Shackle	2,791.24
DD2843.1	Telstra	Service Charge - Shire Office	265.25
DD2843.2	Telstra	Mobile Charge - CEO Mobile	269.53
DD2848.1	Hostplus Super	Superannuation contributions	303.22
DD2848.2	Aware Super Pty Ltd	Payroll deductions	5,938.71
DD2848.3	Matrix Superannuation	Superannuation contributions	197.85
DD2848.4	Australian Super	Superannuation contributions	1,008.04
DD2848.5	CBUS	Superannuation contributions	563.05
DD2848.6	Colonial First State	Superannuation contributions	218.58
			357,933.41

CREDIT CARD TRANSACTIONS

Supplier	DETAIL OF PURCHASE	TOTAL
Pump	CEO Fuel	64.30
Crown Promenade	LG Conference Accommodation	604.16
Damowest Plastics Aust	Sneeze Guard Front Disable Counter	220.00
Crown Promenade	LG Conference Accommodation	293.48
Seton Greystances	Height Indicator Tape Coloured Bar	57.64
Trinity on Hampden	Report Writing Training Accommodation	140.00
Officeworks	Phone Lead, Calculator, Drawer Tidy, Metal Mag File	69.87
Trinity on Hampden	Report Writing Training Accommodation	140.00
Thing-A-Me-Bobs	Bell for Front Counter	5.99
Irene Chen Pty Ltd	Meals - Report Writing Training	36.80
Aussie Broadband	Monthly NBN Internet Subscription	79.00
Steele's Guns & Outdoors	Gear Bag, Recovery Hitch, Snatch Strap, Bow Shackle	900.00
Brandos Automotive	Vehicle Inspection	180.00
	TOTALS	2,791.24

COLES CARD

Item details	Refreshments 04105	Office Main J4114	Stationary 1042310	Event J132C	GST10%	Total
Groceries	213.65			139.90	24.13	353.55
Misc (Cleaning supplies)		39.00			3.55	39.00
Stationery/Postage			48.95		4.45	48.95
	213.65	87.95	0.00		32.13	441.50

9.1.2 List of Payments – January 2022

File Ref. No: NA
Disclosure of Interest: Nil
Date:
Author: Nichole Gould
Attachments: 9.1.1A List of January 2022 Municipal Accounts
9.1.1B Credit Card Transactions

Summary

Council is to review payments made under delegation in January 2022.

Background – Nil

Comment

Council is provided at Attachments 9.1.2A with a list of payments made from Council's bank account during the month of January 2022.

Strategic Implications – Nil

Statutory Environment – Nil

Policy Implications – Nil

Financial Implications – Nil

Economic Implication – Nil

Environmental Considerations – Nil

Consultation – Nil

Options

Council may resolve:

1. the Officer's Recommendation; or
2. to not note the list of accounts.

Voting Requirements – Simple Majority

OFFICER'S RECOMMENDATION:

That Council receives:

4. the List of Accounts paid in January 2022 under delegated authority in accordance with Regulation 13(1) of the Local Government (Financial Management) Regulations 1996, including payments from Council's Municipal Fund totalling \$95,905.51 included at Attachment 9.1.2A; and
5. a summary of transactions completed on Credit Cards by Council Staff for the period ending 31st December 2021 included at Attachment 9.1.2B.

LIST OF JANUARY 2022 MUNICIPAL FUND ACCOUNTS

Chq/EFT	Name	Description	Amount
06/01/2022	Police Licensing	Police Licensing Payments	3,255.90
07/01/2022	Police Licensing	Police Licensing Payments	955.75
10/01/2022	Police Licensing	Police Licensing Payments	967.35
11/01/2022	Police Licensing	Police Licensing Payments	353.80
12/01/2022	Police Licensing	Police Licensing Payments	415.15
13/01/2022	Police Licensing	Police Licensing Payments	521.15
14/01/2022	Police Licensing	Police Licensing Payments	963.85
17/01/2022	Police Licensing	Police Licensing Payments	210.95
18/01/2022	Police Licensing	Police Licensing Payments	989.55
19/01/2022	Police Licensing	Police Licensing Payments	780.80
20/01/2022	Police Licensing	Police Licensing Payments	482.85
EFT6696	Air & Power	2 x Air dryer inspection report and service	1,712.89
EFT6697	BMR Mechanical Pty Ltd	Inspect and replace axle seals on Isuzu Giga	1,738.13
EFT6698	Builders Registration Board Building Commission	December 2021 Building Forms	169.95
EFT6699	Cloud Payment Group	Debt Collection	103.18
EFT6700	Dews Mini Excavations	Hire of Bobcat and excavator	9,141.00
EFT6701	Earl Street Surgery	Pre-Employment Medical	220.00
EFT6702	Great Southern Fuel Supplies	Bulk Diesel Fuel Delivery	5,443.46
EFT6703	H+H Architects	Design Services for Independent Aged Living Units	2,134.00
EFT6704	IT Vision	Reverse assets disposed of during the 2020/21 year	1,100.00
EFT6705	J & D Rural Fencing	Kanga Hire for digging postholes	297.00
EFT6706	Kalexpress & Quality Transport	Monthly Freight Charges	155.54
EFT6707	Komatsu Australia Pty Limited	4000hr Service	5,779.65
EFT6708	Landgate	New Titles for Amalgamated Block	54.40
EFT6709	Makit Narrogin Hardware	Monthly Account	103.80
EFT6710	McDougall Weldments	Repairs tree Rake	5,851.44
EFT6711	Narrogin Packaging and Motorcycles & Accessories	4 x Boxes Toilet Rolls 2 x Boxes hand Towels	609.80
EFT6712	Narrogin Smash Repairs	Excess on truck repairs CN272.	1,000.00
EFT6713	Narrogin Hire Service and Reticulation	Elbows, Joiners, Tees and Vortex Spikes Hire of Floor Saw concrete Hire of Trencher machine 13 x 25mm class 9 PVC pipe	1,212.05
EFT6714	Narrogin Pumps Solar and Spraying	Pipe Fittings for Cuballing and Popanyinning fire sheds	349.87
EFT6715	One Music Australia	Licence Fees	86.31

Chq/EFT	Name	Description	Amount
EFT6716	Shire of Narrogin	Ranger Services	777.00
EFT6717	Toll Ipec (Courier Australia)	Monthly Freight Charges	30.47
EFT6718	WA Local Government Association	Elected Member Training - Understanding Local Government	858.00
EFT6719	Winc Australia Pty Limited	Stationary	64.02
EFT6720	Zircodate Pty Ltd	Monthly Archive Storage fees	16.55
EFT6721	Department of Local Government, Sport & Cultural Industries	LGSP Fees for 2020-2021	897.60
EFT6722	Cuby Roadhouse	Catering	1,458.80
EFT6723	Hancocks Home Hardware	Monthly account for six months	131.25
EFT6724	Harwood Contracting Services	Supply of Garden Bed Soil - 24.5 Cubic Metres	2,695.00
EFT6725	Narrogin Earthmoving and Concrete	Supply and lay concrete cross overs, Pram and toilet ramps Popanyinning main Street upgrade	10,352.10
EFT6726	Pingelly Tyre Service	Repair two loader tyres on Cat Loader	545.60
EFT6727	Whitford Fertilisers Narrogin	Weighbridge - Waste Management	88.00
EFT6728	Allan's Bobcat & Truck Hire	Excavator Truck and Bobcat Hire	1,925.00
EFT6729	Bronwyn Dew	Reimbursement of internet service	134.99
EFT6730	Fire & Safety WA	15 pairs Fire Boots	2,645.22
EFT6731	Industrial Automation Group Pty Ltd	Replace card reader - Popo standpipe	645.04
EFT6732	Landgate	Monthly Interim UV & GRV scheduled Roll	70.40
EFT6733	Parrys Narrogin	1 x Pair of Safety Boots	294.10
EFT6734	Westrac	1 x 205lt Cat engine oil 1 x 205 Cat hydraulic oil 1 x right hand mirror 3 x 20lt radiator coolant	1,462.60
EFT6735	Winc Australia Pty Limited	Stationary	10.80
20111	Water Corporation	Water Charges/Standpipe Cuballing East Road	47.77
20114	Synergy	Street Lighting	661.16
20115	Shire of Cuballing	Standpipe Charges	1,085.30
20117	Synergy	Electricity Charge Lot 20 Howard Street	226.70
20118	Water Corporation	Popanyinning Standpipe Usage	2,343.21
DD2852.1	Hostplus Super	Superannuation contributions	310.82
DD2852.2	Aware Super Pty Ltd	Payroll deductions	6,105.99
DD2852.3	Matrix Superannuation	Superannuation contributions	181.93
DD2852.4	Australian Super	Superannuation contributions	812.94

Chq/EFT	Name	Description	Amount
DD2852.5	CBUS	Superannuation contributions	572.19
DD2852.6	Colonial First State	Superannuation contributions	218.58
DD2860.1	inet Limited	Monthly NBN Internet Service CEO Residence	89.99
DD2868.1	National Australia Bank	December Credit Card Payment	1,380.30
DD2875.1	Telstra	Phone Charges - Landlines	269.82
DD2878.1	Hostplus Super	Superannuation contributions	298.05
DD2878.2	Aware Super Pty Ltd	Payroll deductions	6,463.31
DD2878.3	Matrix Superannuation	Superannuation contributions	197.85
DD2878.4	Australian Super	Superannuation contributions	1,007.77
DD2878.5	CBUS	Superannuation contributions	490.41
DD2878.6	Colonial First State	Superannuation contributions	218.58
20220107	Telstra	SMS Message Harvest Ban Service	324.18
20220111	Telstra	Phone Charges - Mobiles	336.55
			95,905.51

CREDIT CARD TRANSACTIONS

Supplier	DETAIL OF PURCHASE	TOTAL
WA News	Death Notice - Newspaper	93.85
Narrogin Newsagency	Farewell Card - Gary	12.99
Home Hardware	Step Ladder Administration Office	82.00
Aussie Broadband	Monthly NBN Internet Subscription	79.00
Waterwise Water Trucks Australia	Solenoid & valve for water tank	542.50
Bunnings	Temporary Fence Mould	494.00
Home Hardware	Keys Cut	16.00
Bunnings	Lawn Fertiliser CEO House	59.96
	TOTALS	1,380.30

9.1.3 Statement of Financial Activity – December 2021

Applicant:	N/A
File Ref. No:	ADM214
Disclosure of Interest:	Nil
Date:	17 th January 2022
Author:	Bronwyn Dew, Deputy Chief Executive Officer
Attachments:	9.1.3A Statement of Financial Activity

Summary

Council is to consider the Statement of Financial Activity for December 2021.

Background

As per the Financial Management Regulation 34 each Local Government is to prepare each month a statement of financial activity reporting on the sources and applications of funds, as set out in the annual budget under regulation 22(1) (d), for that month with the following detail

- The annual budget estimates,
- The operating revenue, operating income, and all other income and expenses,
- Any significant variations between year to date income and expenditure and the relevant budget provisions to the end of the relevant reporting period,
- Identify any significant areas where activities are not in accordance with budget estimates for the relevant reporting period,
- Provide likely financial projections to 30 June for those highlighted significant variations and their effect on the end of year result,
- Include an operating statement, and
- Any other required supporting notes.

Comment

Operating Revenue key points include.

- General Purpose Funding – Rates were raised on 28th July 2021;
- Transport – MRWA Direct Grant amount received \$87,145;
- Transport – First 40% of Regional Road Group claims have been received;
- Transport – 100% of Roads to Recovery funding for 2021/22 has been received;
- Financial Assistance Grants – second quarterly payment has been received;
- FESA – ESL grant funding – second quarterly payment has been received;
- CBH Grass Roots grant funding received;
- Fire Mitigation – 2nd claim has been received; and
- Youth Traineeship Grant Funding for 2021/22 has been refunded.

Operating Expenses – The key items of variance include:

- Plant repairs overbudget due to repairs to fire vehicles annual service;
- Road maintenance overbudget due to repairs to roads damaged by rain;
- Administration Salaries underbudget due to not engaging Trainee or Project Officer;
- Capital acquisitions are underbudget – due to timing of major projects.

Detailed breakdown of all variances provided in Note 2 of the Statement of Financial Activity.

Administration Allocations have been calculated to 31st December 2021.

Depreciation expense is calculated to 31st December 2021.

Strategic Implications – Nil
Statutory Environment – Nil
Policy Implications – Nil
Financial Implications – Nil
Economic Implication – Nil
Environmental Considerations – Nil
Consultation – Nil

Options

Council may resolve:

1. the Officer's Recommendation; or
2. not to receive the Statement of Financial Activity.

Voting Requirements – Simple Majority

OFFICER'S RECOMMENDATION:

That the Statement of Financial Activity, as included at Attachment 9.1.2A for the Shire of Cuballing for period ending 31st December 2021 be received.

SHIRE OF CUBALLING

MONTHLY FINANCIAL REPORT
(Containing the Statement of Financial Activity)
For the Period Ended 31 December 2021

LOCAL GOVERNMENT ACT 1995
LOCAL GOVERNMENT (FINANCIAL MANAGEMENT) REGULATIONS 1996

TABLE OF CONTENTS

Monthly Summary Information	2-4
Statement of Financial Activity by Program	5
Statement of Financial Activity by Nature or Type	7
Note 1 Net Current Assets	9
Note 2 Explanation of Material Variances	10
Note 3 Cash and Investments	11
Note 4 Receivables	12
Note 5 Rating Revenue	13
Note 6 Disposal of Assets	14
Note 7 Capital Acquisitions	15-17
Note 8 Borrowings	18
Note 9 Reserves	19
Note 10 Grants and Contributions	20
Note 11 Trust Fund	21
Note 12 Budget Amendments	22

MONTHLY FINANCIAL REPORT FOR THE PERIOD ENDED 31 DECEMBER 2021

INFORMATION

PREPARATION TIMING AND REVIEW

Date prepared: All known transactions up to 31 December 2021

Prepared by: Bronwyn Dew, Deputy Chief Executive Officer

Reviewed by: Gary Sherry, Chief Executive Officer

BASIS OF PREPARATION

REPORT PURPOSE

This report is prepared to meet the requirements of Local Government (Financial Management) Regulations 1996, Regulation 34. Note: The Statements and accompanying notes are prepared based on all transactions recorded at the time of preparation and may vary due to transactions being processed for the reporting period after the date of preparation.

BASIS OF ACCOUNTING

This statement comprises a special purpose financial report which has been prepared in accordance with Australian Accounting Standards (as they apply to local governments and not-for-profit entities), Australian Accounting Interpretations, other authoritative pronouncements of the Australian Accounting Standards Board, the Local Government Act 1995 and accompanying regulations. Material accounting policies which have been adopted in the preparation of this statement are presented below and have been consistently applied unless stated otherwise. Except for cash flow and rate setting information, the report has also been prepared on the accrual basis and is based on historical costs, modified, where applicable, by the measurement at fair value of selected non-current assets, financial assets and liabilities.

THE LOCAL GOVERNMENT REPORTING ENTITY

All Funds through which the Council controls resources to carry on its functions have been included in this statement. In the process of reporting on the local government as a single unit, all transactions and balances between those funds (for example, loans and transfers between Funds) have been eliminated. All monies held in the Trust Fund are excluded from the statement, but a separate statement of those monies appears at Note 12.

SIGNIFICANT ACCOUNTING POLICES

GOODS AND SERVICES TAX

Revenues, expenses and assets are recognised net of the amount of GST, except where the amount of GST incurred is not recoverable from the Australian Taxation Office (ATO). Receivables and payables are stated inclusive of GST receivable or payable. The net amount of GST recoverable from, or payable to, the ATO is included with receivables or payables in the statement of financial position. Cash flows are presented on a gross basis. The GST components of cash flows arising from investing or financing activities which are recoverable from, or payable to, the ATO are presented as operating cash flows.

CRITICAL ACCOUNTING ESTIMATES

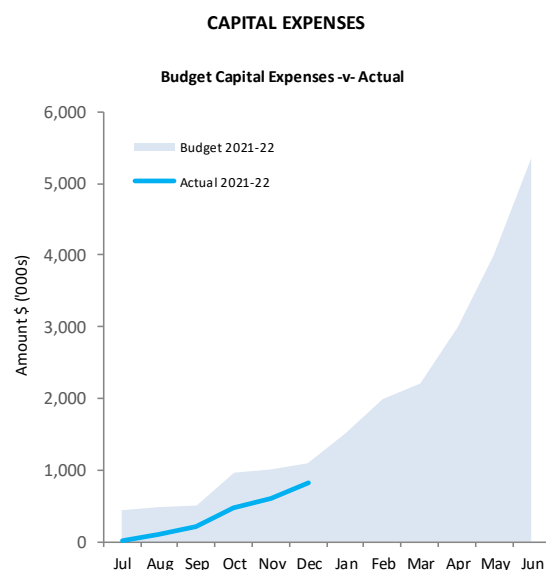
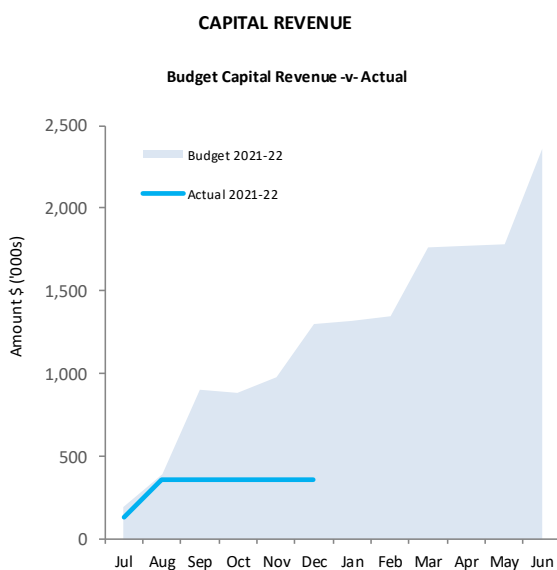
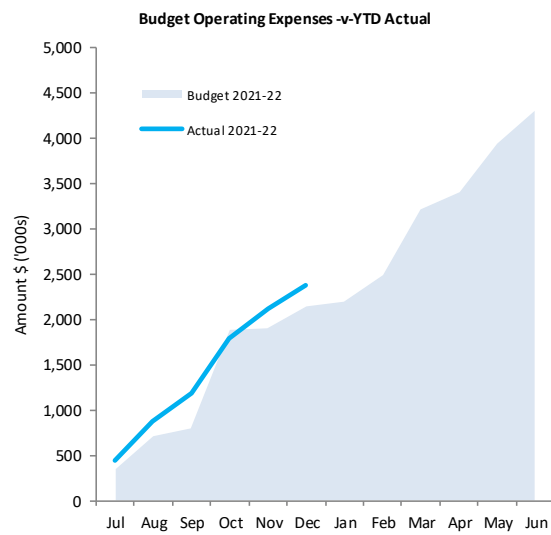
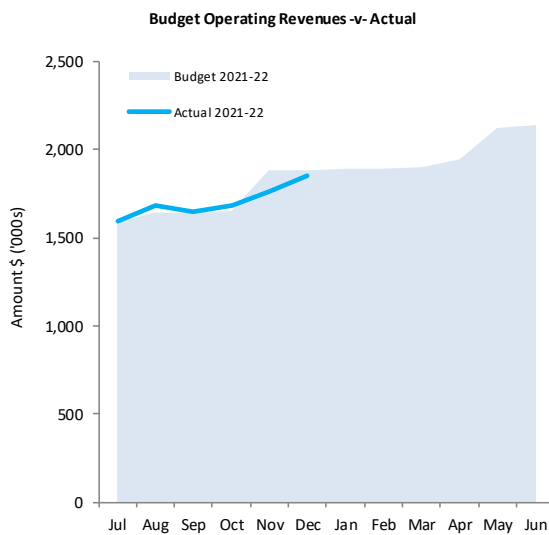
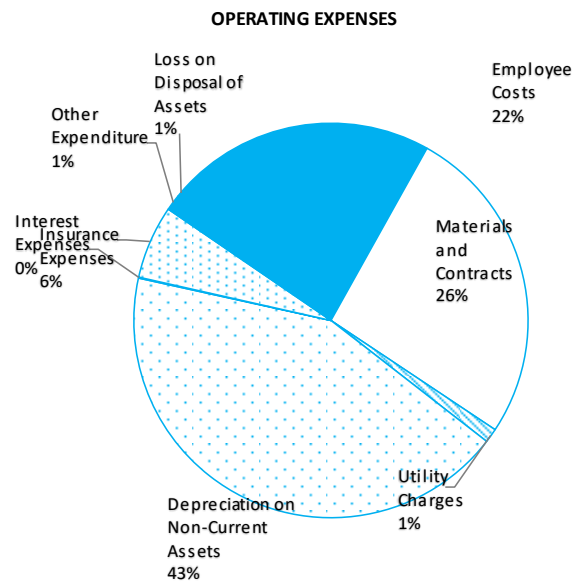
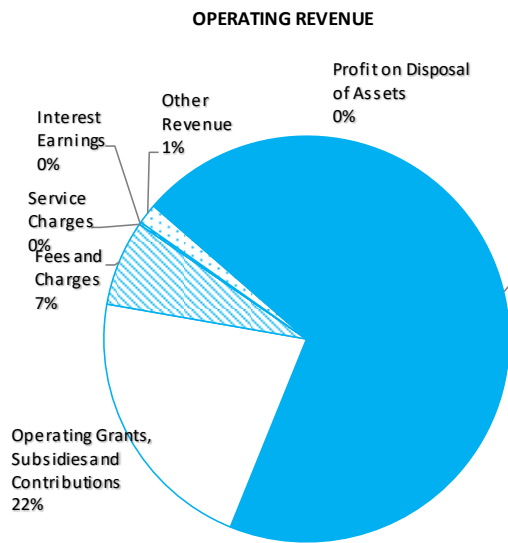
The preparation of a financial report in conformity with Australian Accounting Standards requires management to make judgements, estimates and assumptions that effect the application of policies and reported amounts of assets and liabilities, income and expenses. The estimates and associated assumptions are based on historical experience and various other factors that are believed to be reasonable under the circumstances; the results of which form the basis of making the judgements about carrying values of assets and liabilities that are not readily apparent from other sources. Actual results may differ from these estimates.

ROUNDING OFF FIGURES

All figures shown in this statement are rounded to the nearest dollar.

**MONTHLY FINANCIAL REPORT
FOR THE PERIOD ENDED 31 DECEMBER 2021**

SUMMARY GRAPHS



This information is to be read in conjunction with the accompanying Financial Statements and Notes.

KEY TERMS AND DESCRIPTIONS

FOR THE PERIOD ENDED 31 DECEMBER 2021

STATUTORY REPORTING PROGRAMS

Shire operations as disclosed in these financial statements encompass the following service orientated activities/programs.

PROGRAM NAME	OBJECTIVE	ACTIVITIES
GOVERNANCE	Administration and operation of facilities and services to members of council, other costs that relate to tasks of elected members and ratepayers on matters which do not concern specific council activities	Complete Council meetings, Complete all Administration activities, Lobby other levels of government to support the aims of the Shire of Cuballing
GENERAL PURPOSE FUNDING	Rates, general purpose government grants and interest revenue	Manage Rates and collection. Maintain Property Data
LAW, ORDER, PUBLIC SAFETY	Supervision of various local laws, fire prevention, emergency services and animal control.	Provide ranger service, bush fire and emergency management
HEALTH	Inspections of septic and food control	Inspect food premises.
EDUCATION AND WELFARE	Support school activities	Provide activities of support of local schools
HOUSING	Provision and maintenance of staff housing	Provide staff & other housing
COMMUNITY AMENITIES	Operation of refuse sites, noise control and administration of Town Planning Scheme	Provision of waste & recycling services including the operation of the Cuballing & Popanyinning transfer stations. Also includes the provision of town planning services.
RECREATION AND CULTURE	Maintenance of halls, recreation centre and various reserves. Support library services in Narrogin.	Maintain halls & Civic buildings, parks and gardens and recreational facilities including managing the Dryandra Equestrian Centre lease.
TRANSPORT	Construction and maintenance of streets, roads, bridges, footpaths, drainage works, traffic signs, bus shelters and depot maintenance.	Maintain and protect local environmentally significant areas including the maintenance of Council roads and footpaths. Also includes the provision of vehicle licensing services.
ECONOMIC SERVICES	The regulation and provision of tourism, area promotion, building control, noxious weeds, vermin control and standpipes.	Control of noxious weeds on council property, DrumMuster and provision of building registration services. Includes tourism and promotion and supporting the Dryandra Country Visitors Centre.
OTHER PROPERTY AND SERVICES	Private works operation, plant repairs and operation costs.	Includes private works, overhead and plant allocations and the provision of building surveying services.

STATEMENT OF FINANCIAL ACTIVITY
FOR THE PERIOD ENDED 31 DECEMBER 2021

STATUTORY REPORTING PROGRAMS

	Ref Note	Annual Budget	YTD Budget	YTD Actual	Variance (\$)	Variance (%)	
		\$	\$	\$	\$	%	
Opening Funding Surplus(Deficit)	1(b)	1,904,205	1,904,205	1,934,840	30,635	2%	
Revenue from operating activities							
General Purpose Funding	5	1,539,977	1,435,971	1,441,686	5,714	0%	
Governance		44,950	39,968	12,769	(27,199)	(68%)	▼
Law, Order and Public Safety		133,112	102,465	86,460	(16,005)	(16%)	▼
Health		800	396	731	335	85%	
Education and Welfare		2,500	2,500	0	(2,500)	(100%)	
Housing		0	0	0	0		
Community Amenities		75,516	74,864	80,346	5,482	7%	
Recreation and Culture		12,773	10,019	8,689	(1,329)	(13%)	
Transport		249,755	168,443	185,265	16,822	10%	
Economic Services		38,700	13,082	9,620	(3,462)	(26%)	
Other Property and Services		45,000	19,996	29,246	9,250	46%	▲
		2,143,083	1,867,704	1,854,813			
Expenditure from operating activities							
General Purpose Funding		(88,500)	(36,744)	(36,976)	(232)	(1%)	
Governance		(138,957)	(175,623)	(134,775)	40,848	23%	▲
Law, Order and Public Safety		(298,263)	(206,356)	(221,380)	(15,024)	(7%)	
Health		(45,907)	(22,938)	(21,172)	1,766	8%	
Education and Welfare		(45,708)	(22,832)	(9,004)	13,828	61%	▲
Housing		(40,711)	(21,108)	(14,148)	6,960	33%	▲
Community Amenities		(353,068)	(171,838)	(151,896)	19,942	12%	▲
Recreation and Culture		(378,844)	(210,129)	(212,357)	(2,228)	(1%)	
Transport		(2,715,046)	(1,504,299)	(1,470,025)	34,274	2%	
Economic Services		(162,367)	(88,703)	(77,889)	10,814	12%	▲
Other Property and Services		(34,500)	(56,040)	(36,960)	19,080	34%	▲
		(4,301,871)	(2,516,609)	(2,386,581)			
Operating activities excluded from budget							
Add Back Depreciation		2,060,628	1,030,254	1,024,945	(5,309)	(1%)	
Adjust (Profit)/Loss on Asset Disposal	6	42,073	42,073	12,633	(29,440)	(70%)	▼
Adjust Provisions and Accruals		0	0	0	0		
Amount attributable to operating activities		(56,086)	423,422	505,809			
Investing Activities							
Non-operating Grants, Subsidies and Contributions	10	2,360,758	1,177,289	362,772	(814,517)	(69%)	▼
Proceeds from Disposal of Assets	6	115,000	115,000	26,518	(88,482)	(77%)	▼
Land Held for Resale		0	0	0	0		
Capital Acquisitions	7	(5,353,726)	(1,377,427)	(818,210)	559,217	41%	▲
Amount attributable to investing activities		(2,877,968)	(85,138)	(428,920)			
Financing Activities							
Proceeds from New Debentures		850,000	850,000	0	(850,000)	(100%)	▼
Repayment of Debentures	8	(77,812)	(29,365)	(29,365)	0	0%	
Transfer from Reserves	9	353,507	83,139	83,139	0	0%	
Transfer to Reserves	9	(93,911)	(83,189)	(83,189)	0	0%	
Amount attributable to financing activities		1,031,784	820,585	(29,415)			
Closing Funding Surplus(Deficit)	1(b)	1,935	3,063,074	1,982,315			

KEY INFORMATION

▲▼ Indicates a variance between Year to Date (YTD) Budget and YTD Actual data as per the adopted materiality threshold. Refer to Note 2 for an explanation of the reasons for the variance.

The material variance adopted by Council for the 2021/22 year is \$5,000 or 10% whichever is the greater.

This statement is to be read in conjunction with the accompanying Financial Statements and notes.

KEY TERMS AND DESCRIPTIONS FOR THE PERIOD ENDED 31 DECEMBER 2021

NATURE OR TYPE DESCRIPTIONS

REVENUE

RATES

All rates levied under the Local Government Act 1995. Includes general, differential, specific area rates, minimum rates, interim rates, back rates, ex-gratia rates, less discounts offered. Exclude administration fees, interest on instalments, interest on arrears and service charges.

OPERATING GRANTS, SUBSIDIES AND CONTRIBUTIONS

Refer to all amounts received as grants, subsidies and contributions that are not non-operating grants.

NON-OPERATING GRANTS, SUBSIDIES AND CONTRIBUTIONS

Amounts received specifically for the acquisition, construction of new or the upgrading of non-current assets paid to a local government, irrespective of whether these amounts are received as capital grants, subsidies, contributions or donations.

PROFIT ON ASSET DISPOSAL

Profit on the disposal of assets including gains on the disposal of long term investments. Losses are disclosed under the expenditure classifications.

FEES AND CHARGEES

Revenues (other than service charges) from the use of facilities and charges made for local government services, sewerage rates, rentals, hire charges, fee for service, photocopying charges, licences, sale of goods or information, fines, penalties and administration fees. Local governments may wish to disclose more detail such as rubbish collection fees, rental of property, fines and penalties, other fees and charges.

SERVICE CHARGES

Service charges imposed under Division 6 of Part 6 of the Local Government Act 1995. Regulation 54 of the Local Government (Financial Management) Regulations 1996 identifies these as television and radio broadcasting, underground electricity and neighbourhood surveillance services. Exclude rubbish removal charges. Interest and other items of a similar nature received from bank and investment accounts, interest on rate instalments, interest on rate arrears and interest on debtors.

INTEREST EARNINGS

Interest and other items of a similar nature received from bank and investment accounts, interest on rate instalments, interest on rate arrears and interest on debtors.

OTHER REVENUE / INCOME

Other revenue, which can not be classified under the above headings, includes dividends, discounts, rebates etc.

EXPENSES

EMPLOYEE COSTS

All costs associate with the employment of person such as salaries, wages, allowances, benefits such as vehicle and housing, superannuation, employment expenses, removal expenses, relocation expenses, worker's compensation insurance, training costs, conferences, safety expenses, medical examinations, fringe benefit tax, etc.

MATERIALS AND CONTRACTS

All expenditures on materials, supplies and contracts not classified under other headings. These include supply of goods and materials, legal expenses, consultancy, maintenance agreements, communication expenses, advertising expenses, membership, periodicals, publications, hire expenses, rental, leases, postage and freight etc. Local governments may wish to disclose more detail such as contract services, consultancy, information technology, rental or lease expenditures.

UTILITIES (GAS, ELECTRICITY, WATER, ETC.)

Expenditures made to the respective agencies for the provision of power, gas or water. Exclude expenditures incurred for the reinstatement of roadwork on behalf of these agencies.

INSURANCE

All insurance other than worker's compensation and health benefit insurance included as a cost of employment.

LOSS ON ASSET DISPOSAL

Loss on the disposal of fixed assets.

DEPRECIATION ON NON-CURRENT ASSETS

Depreciation expense raised on all classes of assets.

INTEREST EXPENSES

Interest and other costs of finance paid, including costs of finance for loan debentures, overdraft accommodation and refinancing expenses.

OTHER EXPENDITURE

Statutory fees, taxes, provision for bad debts, member's fees or State taxes. Donations and subsidies made to community groups.

**STATEMENT OF FINANCIAL ACTIVITY
FOR THE PERIOD ENDED 31 DECEMBER 2021**

BY NATURE OR TYPE

	Ref Note	Annual Budget	YTD Budget	YTD Actual	Variance (\$)	Variance (%)	
		\$	\$	\$	\$	%	
Opening Funding Surplus (Deficit)	1(b)	1,904,205	1,904,205	1,934,840	30,635	2%	
Revenue from operating activities							
Rates	5	1,241,412	1,285,959	1,293,617	7,658	1%	
Operating Grants, Subsidies and Contributions	10	702,067	446,774	401,097	(45,677)	(10%)	▼
Fees and Charges		143,279	106,081	126,472	20,391	19%	▲
Interest Earnings		10,575	5,274	3,533	(1,741)	(33%)	
Other Revenue		45,750	23,616	30,094	6,478	27%	▲
Profit on Disposal of Assets	6	0	0	0	0		
		2,143,083	1,867,704	1,854,813			
Expenditure from operating activities							
Employee Costs		(1,027,922)	(560,442)	(518,259)	42,183	8%	
Materials and Contracts		(865,829)	(651,398)	(626,109)	25,289	4%	
Utility Charges		(62,565)	(31,182)	(27,791)	3,391	11%	
Depreciation on Non-Current Assets		(2,060,628)	(1,030,254)	(1,024,945)	5,309	1%	
Interest Expenses		(23,708)	(11,844)	(1,863)	9,981	84%	▲
Insurance Expenses		(159,902)	(159,809)	(143,575)	16,234	10%	▲
Other Expenditure		(59,245)	(29,608)	(31,408)	(1,800)	(6%)	
Loss on Disposal of Assets	6	(42,073)	(42,073)	(12,633)	29,440		
		(4,301,871)	(2,516,609)	(2,386,581)			
Operating activities excluded from budget							
Add back Depreciation		2,060,628	1,030,254	1,024,945	(5,309)	(1%)	
Adjust (Profit)/Loss on Asset Disposal	6	42,073	42,073	12,633	(29,440)	(70%)	▼
Adjust Provisions and Accruals		0	0	0	0		
Amount attributable to operating activities		(56,086)	423,422	505,809			
Investing activities							
Non-operating grants, subsidies and contributions	10	2,360,758	1,177,289	362,772	(814,517)	(69%)	▼
Proceeds from Disposal of Assets	6	115,000	115,000	26,518	(88,482)	(77%)	▼
Land held for resale		0	0	0	0		
Capital acquisitions	7	(5,353,726)	(1,377,427)	(818,210)	559,217	41%	▲
Amount attributable to investing activities		(2,877,968)	(85,138)	(428,920)			
Financing Activities							
Proceeds from New Debentures		850,000	850,000	0	(850,000)	(100%)	▼
Repayment of Debentures	8	(77,812)	(29,365)	(29,365)	0	0%	
Transfer from Reserves	9	353,507	83,139	83,139	0	0%	
Transfer to Reserves	9	(93,911)	(83,189)	(83,189)	0	0%	
Amount attributable to financing activities		1,031,784	820,585	(29,415)			
Closing Funding Surplus (Deficit)	1(b)	1,935	3,063,074	1,982,315			

KEY INFORMATION

▲ ▼ Indicates a variance between Year to Date (YTD) Budget and YTD Actual data as per the adopted materiality threshold. Refer to Note 2 for an explanation of the reasons for the variance.

This statement is to be read in conjunction with the accompanying Financial Statements and Notes.

**NOTES TO THE STATEMENT OF FINANCIAL ACTIVITY
FOR THE PERIOD ENDED 31 DECEMBER 2021**

SIGNIFICANT ACCOUNTING POLICIES

CURRENT AND NON-CURRENT CLASSIFICATION

In the determination of whether an asset or liability is current or non-current, consideration is given to the time when each asset or liability is expected to be settled. The asset or liability is classified as current if it is expected to be settled within the next 12 months, being the Council's operational cycle. In the case of liabilities where Council does not have the unconditional right to defer settlement beyond 12 months, such as vested long service leave, the liability is classified as current even if not expected to be settled within the next 12 months. Inventories held for trading are classified as current even if not expected to be realised in the next 12 months except for land held for resale where it is held as non current based on Council's intentions to release for sale.

EMPLOYEE BENEFITS

The provisions for employee benefits relates to amounts expected to be paid for long service leave, annual leave, wages and salaries and are calculated as follows:

(i) Wages, Salaries, Annual Leave and Long Service Leave
(Short-term Benefits)

The provision for employees' benefits to wages, salaries, annual leave and long service leave expected to be settled within 12 months represents the amount the City has a present obligation to pay resulting from employees services provided to balance date. The provision has been calculated at nominal amounts based on remuneration rates the City expects to pay and includes related on-costs.

(ii) *Annual Leave and Long Service Leave (Long-term Benefits)*

The liability for long service leave is recognised in the provision for employee benefits and measured as the present value of expected future payments to be made in respect of services provided by employees up to the reporting date using the project unit credit method. Consideration is given to expected future wage and salary levels, experience of employee departures and periods of service. Expected future payments are discounted using market yields at the reporting date on national government bonds with terms to maturity and currency that match as closely as possible, the estimated future cash outflows. Where the City does not have the unconditional right to defer settlement beyond 12 months, the liability is recognised as a current liability.

PROVISIONS

Provisions are recognised when: The council has a present legal or constructive obligation as a result of past events; it is more likely than not that an outflow of resources will be required to settle the obligation; and the amount has been reliably estimated. Provisions are not recognised for future operating losses. Where there are a number of similar obligations, the likelihood that an outflow will be required in settlement is determined by considering the class of obligations as a whole. A provision is recognised even if the likelihood of an outflow with respect to any one of item included in the same class of obligations may be small.

INVENTORIES

Inventories are measured at the lower of cost and net realisable value. Net realisable value is the estimated selling price in the ordinary course of business less the estimated costs of completion and the estimated costs necessary to make the sale.

NOTES TO THE STATEMENT OF FINANCIAL ACTIVITY
FOR THE PERIOD ENDED 31 DECEMBER 2021

OPERATING ACTIVITIES
NOTE 1(b)
ADJUSTED NET CURRENT ASSETS

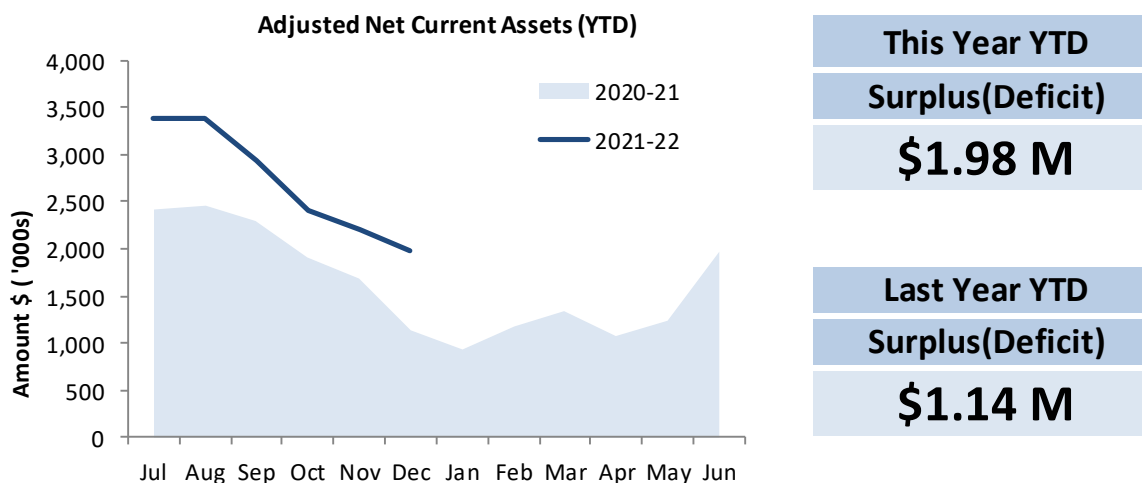
		Last Years Closing	This Time Last Year	Year to Date Actual
	Re Note	30 June 2021	31 Dec 2020	31 Dec 2021
		\$	\$	\$
Adjusted Net Current Assets				
Current Assets				
Cash Unrestricted	3	1,821,111	1,009,500	1,741,290
Cash Restricted	3	1,076,895	1,319,714	1,076,945
Receivables - Rates	4	122,255	156,769	225,257
Receivables - Other	4	92,407	9,863	18,898
Loans receivable		0	0	0
ATO Receivable		0	0	19,111
Inventories		5,613	6,061	5,613
		3,118,282	2,501,907	3,087,114
Less: Current Liabilities				
Payables		(116,110)	(44,941)	(15,121)
ATO Payables		0	0	(22,430)
Provisions - employee		(260,765)	(196,543)	(260,765)
Long term borrowings		(44,358)	(28,809)	(14,992)
Bonds & Deposits		9,563	(2,080)	9,697
		(411,669)	(270,293)	(303,611)
Unadjusted Net Current Assets		2,706,613	2,231,614	2,783,503
Adjustments and exclusions permitted by FM Reg 32				
Less: Cash reserves	3	(1,076,895)	(1,319,714)	(1,076,945)
Less: Loans receivable		0	0	0
Add: Provisions - employee		260,765	196,543	260,765
Add: Long term borrowings		44,358	28,809	14,992
Adjusted Net Current Assets		1,934,840	1,137,252	1,982,315

SIGNIFICANT ACCOUNTING POLICIES

Please see Note 1(a) for information on significant accounting policies relating to Net Current Assets.

KEY INFORMATION

The amount of the adjusted net current assets at the end of the period represents the actual surplus (or deficit if the figure is a negative) as presented on the Rate Setting Statement.



**NOTES TO THE STATEMENT OF FINANCIAL ACTIVITY
FOR THE PERIOD ENDED 31 DECEMBER 2021**

**NOTE 2
EXPLANATION OF MATERIAL VARIANCES**

The material variance thresholds are adopted annually by Council as an indicator of whether the actual expenditure or revenue varies from the year to date budget materially.

The material variance adopted by Council for the 2021/22 year is \$5,000 or 10% whichever is the greater.

Reporting Program	Var. \$	Var. %	Variance	Timing/ Permanent	Explanation of Variance
	\$	%			
Revenue from operating activities					
Governance	(27,199)	(68%)	▼	Permanent	Refund of traineeship grant funding
General Purpose Funding	5,714	0%		Permanent	Received CBH Grass Roots grant (unbudgeted)
	(16,005)	(16%)	▼	Permanent	Fire Mitigation grant less than budgeted, offset by lower costs.
Law, Order and Public Safety					
Health	335	85%		Timing	Not Material
Education and Welfare	(2,500)	(100%)		Timing	Grant funding not received
Housing	0			Timing	Not Material
Community Amenities	5,482	7%		Permanent	Cemetery income & waste income higher than budgeted
Recreation and Culture	(1,329)	(13%)		Timing	Not Material
Transport	16,822	10%		Permanent	Local road grant higher than budgeted & sale of scrap
Economic Services	(3,462)	(26%)		Timing	Standpipe charges lower than budgeted
Other Property and Services	9,250	46%	▲	Timing	Workers Compensation Claims
Expenditure from operating activities					
Governance	40,848	23%	▲	Timing	Administration salaries lower than budgeted.
General Purpose Funding	(232)	(1%)		Timing	Not Material
Law, Order and Public Safety	(15,024)	(7%)		Permanent	Repairs to fire vehicles overbudget (recoverable cost)
Health	1,766	8%		Timing	Not Material
Education and Welfare	13,828	61%	▲	Permanent	Aged persons accommodation loan not drawn down so no repayments made for 2021/22.
Housing	6,960	33%	▲	Timing	CEO housing maintenance
Community Amenities	19,942	12%	▲	Timing	Refuse site & public toilet maintenance expenses below budget
Recreation and Culture	(2,228)	(1%)		Timing	Oval maintenance
Transport	34,274	2%		Timing	Timing on disposal of assets
Economic Services	10,814	12%	▲	Timing	Standpipe costs & Noxious weeds control underbudget
Other Property and Services	19,080	34%	▲	Timing	Allocation of Works Supervisors wages to capital projects
Investing Activities					
Non-operating Grants, Subsidies and Contributions	(814,517)	(69%)	▼	Timing	Timing of project progress - unable to claim grants as per Note 10
Proceeds from Disposal of Assets	(88,482)	(77%)	▼	Timing	Timing on sale of assets
Land Held for Resale	0				
Capital Acquisitions	559,217	41%	▲	Timing	Timing of capital works program
Financing Activities					
Proceeds from New Debentures	(850,000)	(100%)	▼	Timing	Aged Persons Accommodation
Transfer from Reserves	0	0%		Timing	Not material
Repayment of Debentures	0	0%		Timing	Not material
Transfer to Reserves	0	0%		Timing	Not material

NOTES TO THE STATEMENT OF FINANCIAL ACTIVITY
FOR THE PERIOD ENDED 31 DECEMBER 2021

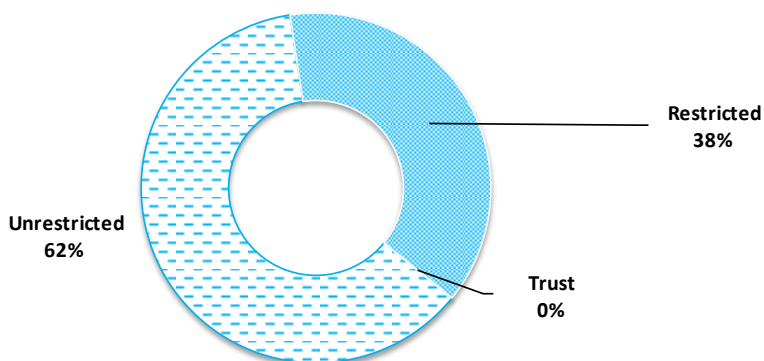
Cash and Investments	Unrestricted	Restricted	Trust	Total	Institution	Interest Rate	Maturity Date
				YTD Actual			
	\$	\$	\$	\$			
Cash on Hand							
Petty Cash and Floats	700			700	NAB	0.00%	At Call
At Call Deposits							
Municipal Fund	1,740,590			1,740,590	NAB	0.00%	At Call
Term Deposits							
Reserve Funds		1,076,945		1,076,945	NAB	0.20%	08-Feb-22
Total	1,741,290	1,076,945	0	2,818,235			

SIGNIFICANT ACCOUNTING POLICIES

Cash and cash equivalents include cash on hand, cash at bank, deposits available on demand with banks and other short term highly liquid investments that are readily convertible to known amounts of cash and which are subject to an insignificant risk of changes in value and bank overdrafts. Bank overdrafts are reported as short term borrowings in current liabilities in the statement of financial position.

KEY INFORMATION

Cash and cash equivalents include cash on hand, cash at bank, deposits available on demand with banks and other short term highly liquid investments that are readily convertible to known amounts of cash and which are subject to an insignificant risk of changes in value and bank overdrafts. Bank overdrafts are reported as short term borrowings in current liabilities in the statement of financial position.



Total Cash	Unrestricted
\$2.82 M	\$1.74 M

NOTES TO THE STATEMENT OF FINANCIAL ACTIVITY
FOR THE PERIOD ENDED 31 DECEMBER 2021

OPERATING ACTIVITIES
NOTE 4
RECEIVABLES

Rates Receivable	30 June 2020	31 Dec 21
	\$	\$
Opening Arrears Previous Year	84,880	122,255
Levied this year	1,258,745	1,386,062
Less Collections to date	(1,221,370)	1,283,060
Equals Current Outstanding	122,255	225,257
Net Rates Collectable	122,255	225,257
% Collected	90.29%	83.75%

Receivables - General	Current	30 Days	60 Days	90+ Days	Total
	\$	\$	\$	\$	\$
Receivables - General	13,831	289	11	4,767	18,898
Percentage	73%	2%	0%	25%	
Balance per Trial Balance					
Sundry debtors					18,898
GST receivable					19,111
Total Receivables General Outstanding					38,009

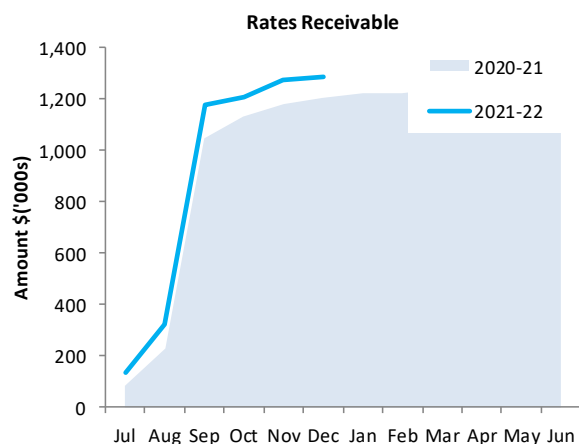
Amounts shown above include GST (where applicable)

KEY INFORMATION

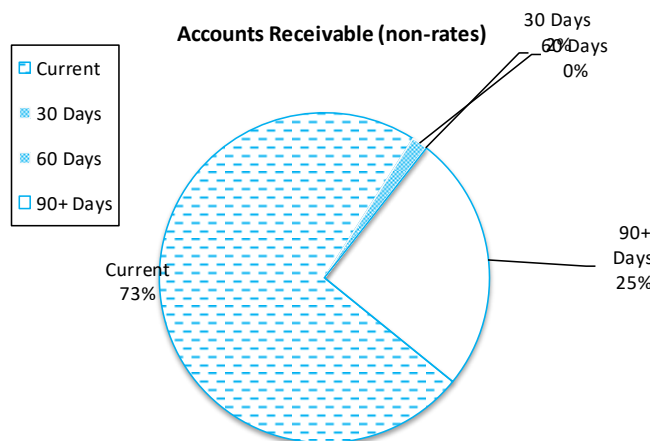
Trade and other receivables include amounts due from ratepayers for unpaid rates and service charges and other amounts due from third parties for goods sold and services performed in the ordinary course of business.

SIGNIFICANT ACCOUNTING POLICIES

Trade and other receivables include amounts due from ratepayers for unpaid rates and service charges and other amounts due from third parties for goods sold and services performed in the ordinary course of business. Receivables expected to be collected within 12 months of the end of the reporting period are classified as current assets. All other receivables are classified as non-current assets. Collectability of trade and other receivables is reviewed on an ongoing basis. Debts that are known to be uncollectible are written off when identified. An allowance for doubtful debts is raised when there is objective evidence that they will not be collectible.



Collected	Rates Due
84%	\$225,257



Debtors Due
\$38,009
Over 30 Days
27%
Over 90 Days
25%

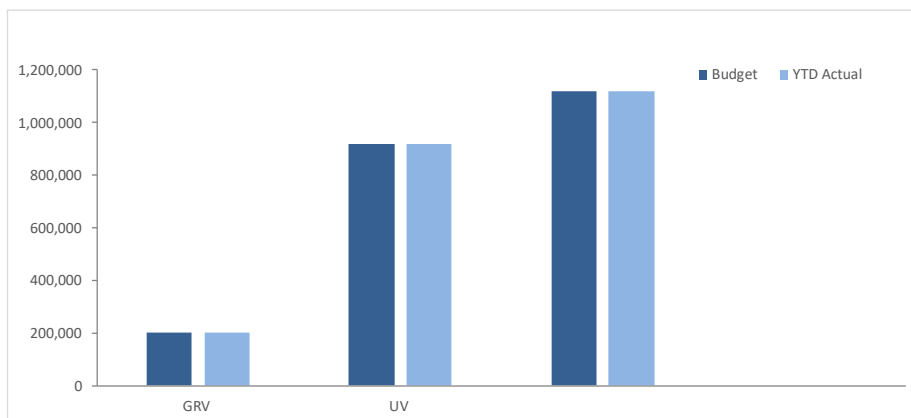
NOTES TO THE STATEMENT OF FINANCIAL ACTIVITY
FOR THE PERIOD ENDED 31 DECEMBER 2021

OPERATING ACTIVITIES
NOTE 5
RATE REVENUE

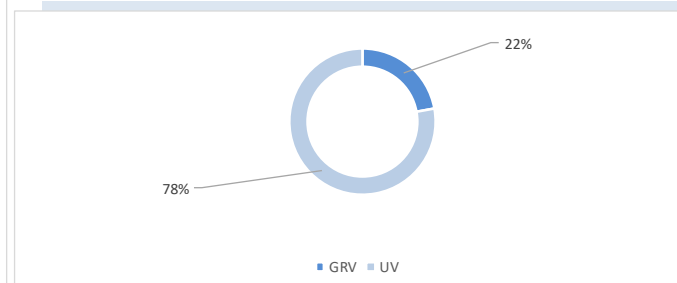
General Rate Revenue	Annual Budget							YTD Actual			
	Rate in	Number of Properties	Rateable Value	Rate Revenue	Interim Rate	Back Rate	Total Revenue	Rate Revenue	Interim Rates	Back Rates	Total Revenue
RATE TYPE	\$			\$	\$	\$	\$	\$	\$	\$	\$
Differential General Rate											
GRV	0.083965	188	2,369,718	198,973	0	0	198,973	198,973	0	0	198,973
UV	0.006846	182	134,494,000	920,746	0	0	920,746	920,746	0	0	920,746
Sub-total		370	136,863,718	1,119,719	0	0	1,119,719	1,119,719	0	0	1,119,719
Minimum											
	\$										0
GRV	759	142		107,778	0	0	107,778	107,778	0	0	107,778
UV	1,023.00	155		158,565	0	0	158,565	158,565	0	0	158,565
		297	0	266,343	0	0	266,343	266,343	0	0	266,343
Sub-Totals		667	136,863,718	1,386,062	0	0	1,386,062	1,386,062	0	0	1,386,062
Discount							(85,000)				(90,799)
Concession / Write Offs							(58,900)				(90)
COVID Subsidy							(1,000)				(545)
Interim Rates							250				(1,011)
Ex-Gratia Rates							490				0
Amount from General Rates							1,241,412				1,293,617
Ex-Gratia Rates											0
Total General Rates							1,241,412				1,293,617

SIGNIFICANT ACCOUNTING POLICIES

Rates, grants, donations and other contributions are recognised as revenues when the local government obtains control over the assets comprising the contributions. Control over assets acquired from rates is obtained at the commencement of the rating period or, where earlier, upon receipt of the rates.



General Rates		
Budget	YTD Actual	%
\$1.24 M	\$1.29 M	104%

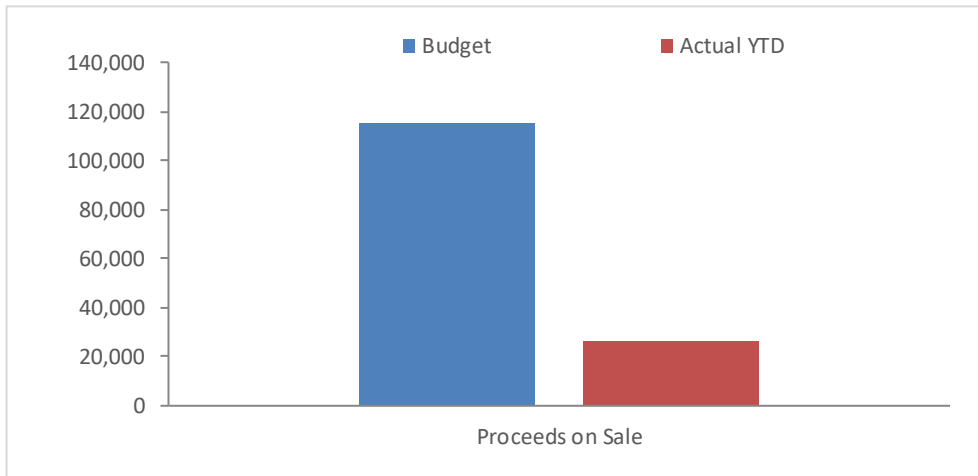


NOTES TO THE STATEMENT OF FINANCIAL ACTIVITY
FOR THE PERIOD ENDED 31 DECEMBER 2021

Attachment 9.1.3A
OPERATING ACTIVITIES
NOTE 6
DISPOSAL OF ASSETS

Asset Ref.	Asset Description	Amended Budget				YTD Actual			
		Net Book Value	Proceeds	Profit	(Loss)	Net Book Value	Proceeds	Profit	(Loss)
		\$	\$	\$	\$	\$	\$	\$	
10089	Isuzu Giga	60,000	35,000		(25,000)				
10051	Bomag Roller	40,000	30,000		(10,000)	39,151	26,518	(12,633)	
16	CN0 Dual Cab Utility	27,058	25,000		(2,058)				
103	CN1 Dual Cab Utility	30,015	25,000		(5,015)				
		157,073	115,000	0	(42,073)	39,151	26,518	0	(12,633)

KEY INFORMATION



Proceeds on Sale		
Budget	YTD Actual	%
\$115,000	\$26,518	23%

NOTES TO THE STATEMENT OF FINANCIAL ACTIVITY
FOR THE PERIOD ENDED 31 DECEMBER 2021

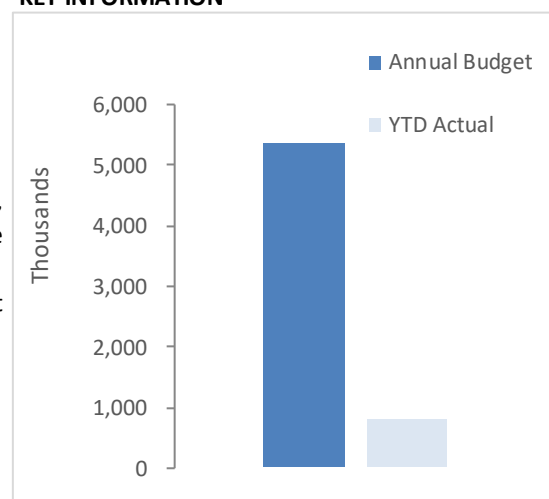
INVESTING ACTIVITIES
NOTE 7
CAPITAL ACQUISITIONS

Capital Acquisitions	Amended		YTD Actual Total	YTD Budget Variance
	Annual Budget	YTD Budget		
	\$	\$	\$	\$
Land & Buildings	2,549,561	230,935	378,184	(147,249)
Plant & Equipment	486,000	0	159,490	(159,490)
Furniture & Equipment	0	0	0	0
Roads	2,190,879	1,095,372	195,417	899,955
Recreation	0	0	0	0
Parks, Gardens, Recreation Facilities	72,286	36,126	71,509	(35,383)
Other Infrastructure	55,000	14,994	13,609	1,385
Capital Expenditure Totals	5,353,726	1,377,427	818,210	559,217
Capital Acquisitions Funded By:				
	\$	\$	\$	\$
Capital grants and contributions	2,360,758	1,177,289	362,772	(814,517)
Borrowings	850,000	850,000	0	(850,000)
Other (Disposals & C/Fwd)	115,000	115,000	26,518	(88,482)
Cash Backed Reserves				
Infrastructure Reserve	121,000	0	0	0
Pensioner Unit Maintenance Reserve	0	0	0	0
Plant Replacement Reserve	40,000	0	0	0
Contribution - operations	1,866,968	(764,862)	428,920	1,193,782
Capital Funding Total	5,353,726	1,377,427	818,210	(559,217)

SIGNIFICANT ACCOUNTING POLICIES

All assets are initially recognised at cost. Cost is determined as the fair value of the assets given as consideration plus costs incidental to the acquisition. For assets acquired at no cost or for nominal consideration, cost is determined as fair value at the date of acquisition. The cost of non-current assets constructed by the local government includes the cost of all materials used in the construction, direct labour on the project and an appropriate proportion of variable and fixed overhead. Certain asset classes may be revalued on a regular basis such that the carrying values are not materially different from fair value. Assets carried at fair value are to be revalued with sufficient regularity to ensure the carrying amount does not differ materially from that determined using fair value at reporting date.

KEY INFORMATION



Acquisitions	Annual Budget	YTD Actual	% Spent
	\$5.35 M	\$.82 M	15%
Capital Grant	Annual Budget	YTD Actual	% Received
	\$2.36 M	\$.36 M	15%

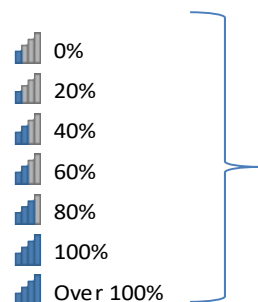
NOTES TO THE STATEMENT OF FINANCIAL ACTIVITY
FOR THE PERIOD ENDED 31 DECEMBER 2021

INVESTING ACTIVITIES
NOTE 7

CAPITAL ACQUISITIONS (CONTINUED)










Capital Expenditure Total






















Level of Completion Indicators



Percentage YTD Actual to Annual Budget

Expenditure over budget highlighted in red.

 Level of completion indicator	Acc / Job	Annual Budget	YTD Budget	YTD Actual	Variance
Capital Expenditure					
Land					
 Cuballing Railway Reserve Business Case	C201	35,000	14,580	625	13,955
Buildings					
 Administration Building Disabled Access	J4114C	62,833	62,833	67,844	(5,011)
 Building Renewal - Cuballing Memorial Park	C203	85,368	28,444	2,488	25,956
 Cuballing Transfer Station Shed Floor	C160	9,960	4,968	6,700	(1,732)
 Administration Building Refurbishment	J4114D	73,211	36,600	43,401	(6,801)
 Popanyinning Main Street Refurbishment	C204	200,465	83,510	183,031	(99,521)
 Aged Persons Accommodation	C084	1,587,188	0	74,096	(74,096)
 LRCI Phase 3 Projects	C300	495,536	0	0	0
Total Land & Buildings		2,549,561	230,935	378,184	(147,249)

Plant & Equipment						
	Prime Mover	12407	200,000	0	0	0
	Bomag Roller	12426	170,000	0	159,490	(159,490)
	Two Way System	12411	15,000	0	0	0
	MWS Vehicle	12406	53,000	0	0	0
	WS Vehicle	12417	48,000	0	0	0
Total Plant & Equipment			486,000	0	159,490	(159,490)
Furniture & Equipment						
	Nil		0	0	0	0
Total Furniture & Equipment			0	0	0	0
Infrastructure - Roads						
	RRG - Narrogin Wandering Road	R129E	352,151	176,070	15,192	160,878
	RRG - Stratherne Road 20/21	R001C	103,604	51,798	61,782	(9,984)
	RRG - Wandering Narrogin Road	R001D	160,343	80,160	79,951	209
	RTR - Popanyinning East Road Gravel Sheeting	RTR004	35,113	17,544	1,483	16,062
	RTR - Popanyinning West Widening	RTR002	215,044	107,502	0	107,502
	BS - Narrogin Wandering Road Black Spot	BS129	7,000	3,498	0	3,498
	WSFN - Cuballing East Road	WSF006	1,317,624	658,800	32,878	625,922
	WSFN - Cuballing East Road	WSF129	0	0	4,132	(4,132)
Total Road Infrastructure			2,190,879	1,095,372	195,417	278,165
Recreation						
	Nil		0	0	0	0
Total Recreation			0	0	0	0
Parks, Ovals & Playgrounds						
	Yornaning Dam - Stage 3	C189	66,079	33,036	62,612	(29,576)
	Yornaning Dam - Stage 4	C186	0	0	6,118	(6,118)
	Yornaning Dam - Mountain Bike Track	C197	6,207	3,090	2,779	311
Total Parks, Ovals & Playgrounds			72,286	36,126	71,509	(35,383)
Other Infrastructure						
	Bridge Improvements - Capital Upgrade	11214	30,000	14,994	10,950	4,044
	Transfer Station Bin Lids	C163	0	0	2,659	(2,659)
	Depot Fencing & Gates - Eastern Boundary	10744	25,000	12,498	0	12,498
Total Other Infrastructure			55,000	14,994	13,609	4,044
	TOTAL CAPITAL EXPENDITURE		5,353,726	1,377,427	818,210	(59,913)

NOTES TO THE STATEMENT OF FINANCIAL ACTIVITY
FOR THE PERIOD ENDED 31 DECEMBER 2021

FINANCING ACTIVITIES
NOTE 8
BORROWINGS

Information on Borrowings Particulars	2020/21	New Loans		Principal Repayments		Principal Outstanding		Interest Repayments	
		Actual	Annual Budget	Actual	Annual Budget	Actual	Annual Budget	Actual	Annual Budget
	\$	\$	\$	\$	\$	\$	\$	\$	\$
Transport									
Loan 63 - Graders	29,228	0	0	21,841	29,228	7,387	29,228	445	485
							0		
Economic Services									
Loan 64 - Lot 74 Austral St	130,702			7,524	15,130	123,178	130,702	1,418	2,755
Education and Welfare									
Loan 65 - Aged Persons Housing			850,000	0	33,454	0	850,000	0	20,468
Total	159,930	0	850,000	29,365	77,812	130,565	1,009,930	1,863	23,708

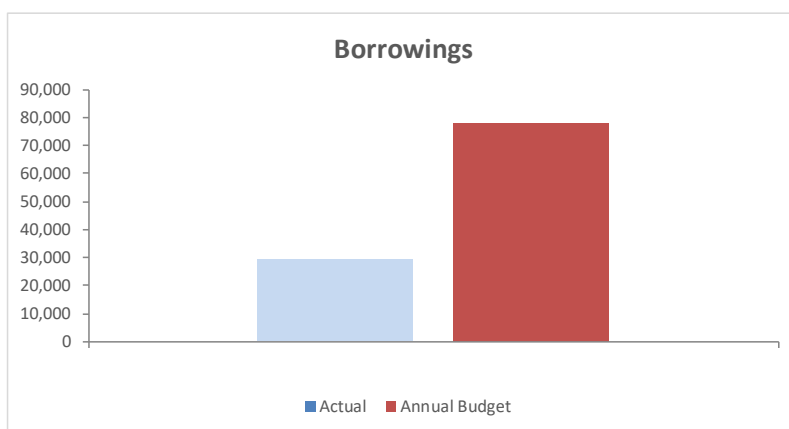
All debenture repayments were financed by general purpose revenue.

SIGNIFICANT ACCOUNTING POLICIES

All loans and borrowings are initially recognised at the fair value of the consideration received less directly attributable transaction costs. After initial recognition, interest-bearing loans and borrowings are subsequently measured at amortised cost using the effective interest method. Fees paid on the establishment of loan facilities that are yield related are included as part of the carrying amount of the loans and borrowings.

KEY INFORMATION

All loans and borrowings are initially recognised at the fair value of the consideration received less directly attributable transaction costs. After initial recognition, interest-bearing loans and borrowings are subsequently measured at amortised cost using the effective interest method. Fees paid on the establishment of loan facilities that are yield related are included as part of the carrying amount of the loans and borrowings.



Principal Repayments	\$29,365
Interest Earned	\$3,533
Interest Expense	\$1,863
Reserves Bal	\$1.08 M
Loans Due	\$1.13 M

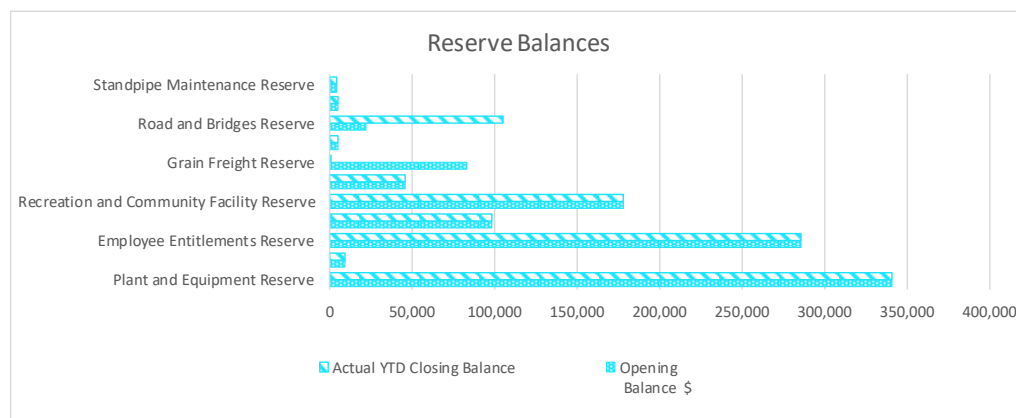
NOTES TO THE STATEMENT OF FINANCIAL ACTIVITY
FOR THE PERIOD ENDED 31 DECEMBER 2021

OPERATING ACTIVITIES
NOTE 9
CASH AND INVESTMENTS

Cash Backed Reserve

Reserve Name	Opening	Budget Interest	Actual Interest	Budget Transfers	Actual Transfers	Budget Transfers	Actual Transfers	Budget Closing	Actual YTD
	Balance	Earned	Earned	In (+)	In (+)	Out (-)	Out (-)	Balance	Closing Balance
	\$	\$	\$	\$	\$	\$	\$	\$	\$
Plant and Equipment Reserve	340,654	1,960	16		16	(121,000)	0	221,614	340,670
IT and Office Equipment Reserve	9,149	32	0		0	0	0	9,181	9,149
Employee Entitlements Reserve	286,072	1,067	13		13	(20,000)	0	267,139	286,085
Housing Reserve	98,208	367	5		5	(40,000)	0	58,575	98,213
Recreation and Community Facility Reserve	178,046	792	8		8	(85,368)	0	93,470	178,054
Refuse Site Reserve	45,422	205	2		2		0	45,627	45,424
Grain Freight Reserve	83,139	0	0		0	(83,139)	(83,139)	0	0
Equestrian Reserve	4,910	50	0	4,772	0	0	0	9,732	4,910
Road and Bridges Reserve	21,883	486	5	83,139	83,143	0	0	188,651	105,026
Community & Sporting Club Reserve	5,316	21	0	1,000	0	(4,000)	0	2,337	5,316
Standpipe Maintenance Reserve	4,096	20	0		0	0	0	4,116	4,096
	1,076,895	5,000	50	88,911	83,189	(353,507)	(83,139)	900,442	1,076,945

KEY INFORMATION



NOTES TO THE STATEMENT OF FINANCIAL ACTIVITY
FOR THE PERIOD ENDED 31 DECEMBER 2021

NOTE 10
GRANTS AND CONTRIBUTIONS

Grants and Contributions

Description	Annual Budget	YTD Budget	YTD Actual	Variance
Operating grants, subsidies and contributions				
General Purpose Funding				
Grants Commission - General Purpose	276,000	138,000	127,148	(10,853)
CBH - Grass Roots Funding	0	0	5,000	5,000
Governance				
Insurance & Other Reimbursements	0	0	0	0
Department Primary Industries & Regional Development	35,000	35,000	0	(35,000)
Law, Order & Public Safety				
DFES - Bush Fire Brigades	31,547	15,774	14,516	(1,258)
Fire Mitigation Grant	84,825	84,825	68,373	(16,452)
Fire Prevention	12,990	0	0	0
Education & Welfare				
Stay on your feet	2,500	2,500	0	(2,500)
Community Amenities				
Other Income - Reimbursements	0	0	0	0
Recreation & Culture				
Mountain Bike Track Income	4,000	2,000	444	(1,556)
Youth Week Funding	1,000	500	0	(500)
Transport				
Main Roads - Direct Grant	87,145	87,145	87,145	0
Grants Commission - Roads Component	152,360	76,180	86,631	10,451
Economic Services				
Community Events	4,700	2,350	3,500	1,150
Other Property & Services				
Workers Compensation	10,000	2,500	8,340	5,840
Operating grants, subsidies and contributions Total	702,067	446,774	401,097	(45,677)
Non-operating grants, subsidies and contributions				
Education & Welfare				
Recreation & Culture				
Yornaning Dam Stage 4	15,156	15,156	15,156	0
Transport				
Main Roads - RRG	361,790	144,716	136,664	(8,052)
Roads to Recovery (RTR)	210,951	210,951	210,952	1
Black Spot (BS)	0	0	0	0
Wheatbelt Secondary Freight Network	1,171,254	468,502	0	(468,502)
Other Infrastructure				
Community Infrastructure Grants	49,815	19,926	0	(19,926)
Community Infrastructure Grants Phase 2	56,256	22,502	0	(22,502)
Community Infrastructure Grants Phase 3	495,536	295,536	0	(295,536)
Non-operating grants, subsidies and contributions Total	2,360,758	1,177,289	362,772	(496,479)
Grand Total	3,062,825	1,624,063	763,869	(542,156)

KEY INFORMATION

Some reclassification between Operating & Capital grants, contributions & reimbursements is required

9.1.4 Statement of Financial Activity – January 2022

Applicant:	N/A
File Ref. No:	ADM214
Disclosure of Interest:	Nil
Date:	7 th February 2022
Author:	Bronwyn Dew, Deputy Chief Executive Officer
Attachments:	9.1.4A Statement of Financial Activity

Summary

Council is to consider the Statement of Financial Activity for January 2022.

Background

As per the Financial Management Regulation 34 each Local Government is to prepare each month a statement of financial activity reporting on the sources and applications of funds, as set out in the annual budget under regulation 22(1) (d), for that month with the following detail

- The annual budget estimates,
- The operating revenue, operating income, and all other income and expenses,
- Any significant variations between year to date income and expenditure and the relevant budget provisions to the end of the relevant reporting period,
- Identify any significant areas where activities are not in accordance with budget estimates for the relevant reporting period,
- Provide likely financial projections to 30 June for those highlighted significant variations and their effect on the end of year result,
- Include an operating statement, and
- Any other required supporting notes.

Comment

Operating Revenue key points include.

- General Purpose Funding – Rates were raised on 28th July 2021;
- Transport – MRWA Direct Grant amount received \$87,145;
- Transport – First 40% of Regional Road Group claims have been received;
- Transport – 100% of Roads to Recovery funding for 2021/22 has been received;
- Financial Assistance Grants – second quarterly payment has been received;
- FESA – ESL grant funding – third quarterly payment has been received;
- CBH Grass Roots grant funding received;
- Fire Mitigation – 2nd claim has been received; and
- Youth Traineeship Grant Funding for 2021/22 has been refunded.

Operating Expenses – The key items of variance include:

- Plant repairs overbudget due to repairs to fire vehicles annual service;
- Road maintenance overbudget due to repairs to roads damaged by rain;
- Administration Salaries underbudget due to not engaging Trainee or Project Officer;
- Loss on disposal on assets under budget due to the timing of plant purchases; and
- Capital acquisitions are underbudget – due to timing of major projects & plant purchases.

Detailed breakdown of all variances provided in Note 2 of the Statement of Financial Activity.

Administration Allocations have been calculated to 31st January 2022.

Depreciation expense is calculated to 31st January 2022.

Strategic Implications – Nil

Statutory Environment – Nil

Policy Implications – Nil

Financial Implications – Nil

Economic Implication – Nil

Environmental Considerations – Nil

Consultation – Nil

Options

Council may resolve:

3. the Officer's Recommendation; or
4. not to receive the Statement of Financial Activity.

Voting Requirements – Simple Majority

OFFICER'S RECOMMENDATION:

That the Statement of Financial Activity, as included at Attachment 9.1.4A for the Shire of Cuballing for period ending 31st January 2022 be received.

SHIRE OF CUBALLING

MONTHLY FINANCIAL REPORT
(Containing the Statement of Financial Activity)
For the Period Ended 31 January 2022

LOCAL GOVERNMENT ACT 1995
LOCAL GOVERNMENT (FINANCIAL MANAGEMENT) REGULATIONS 1996

TABLE OF CONTENTS

Monthly Summary Information	2-4
Statement of Financial Activity by Program	5
Statement of Financial Activity by Nature or Type	7
Note 1 Net Current Assets	9
Note 2 Explanation of Material Variances	10
Note 3 Cash and Investments	11
Note 4 Receivables	12
Note 5 Rating Revenue	13
Note 6 Disposal of Assets	14
Note 7 Capital Acquisitions	15-17
Note 8 Borrowings	18
Note 9 Reserves	19
Note 10 Grants and Contributions	20
Note 11 Trust Fund	21
Note 12 Budget Amendments	22

MONTHLY FINANCIAL REPORT FOR THE PERIOD ENDED 31 JANUARY 2022

INFORMATION

PREPARATION TIMING AND REVIEW

Date prepared: All known transactions up to 31 January 2021
Prepared by: Bronwyn Dew, Deputy Chief Executive Officer

BASIS OF PREPARATION

REPORT PURPOSE

This report is prepared to meet the requirements of Local Government (Financial Management) Regulations 1996, Regulation 34. Note: The Statements and accompanying notes are prepared based on all transactions recorded at the time of preparation and may vary due to transactions being processed for the reporting period after the date of preparation.

BASIS OF ACCOUNTING

This statement comprises a special purpose financial report which has been prepared in accordance with Australian Accounting Standards (as they apply to local governments and not-for-profit entities), Australian Accounting Interpretations, other authoritative pronouncements of the Australian Accounting Standards Board, the Local Government Act 1995 and accompanying regulations. Material accounting policies which have been adopted in the preparation of this statement are presented below and have been consistently applied unless stated otherwise. Except for cash flow and rate setting information, the report has also been prepared on the accrual basis and is based on historical costs, modified, where applicable, by the measurement at fair value of selected non-current assets, financial assets and liabilities.

THE LOCAL GOVERNMENT REPORTING ENTITY

All Funds through which the Council controls resources to carry on its functions have been included in this statement. In the process of reporting on the local government as a single unit, all transactions and balances between those funds (for example, loans and transfers between Funds) have been eliminated. All monies held in the Trust Fund are excluded from the statement, but a separate statement of those monies appears at Note 12.

SIGNIFICANT ACCOUNTING POLICES

GOODS AND SERVICES TAX

Revenues, expenses and assets are recognised net of the amount of GST, except where the amount of GST incurred is not recoverable from the Australian Taxation Office (ATO). Receivables and payables are stated inclusive of GST receivable or payable. The net amount of GST recoverable from, or payable to, the ATO is included with receivables or payables in the statement of financial position. Cash flows are presented on a gross basis. The GST components of cash flows arising from investing or financing activities which are recoverable from, or payable to, the ATO are presented as operating cash flows.

CRITICAL ACCOUNTING ESTIMATES

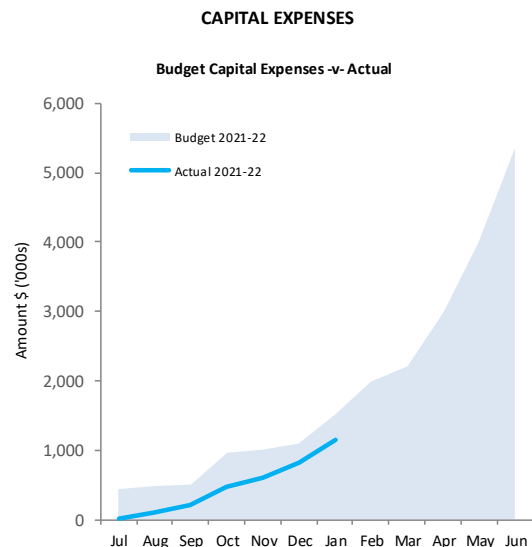
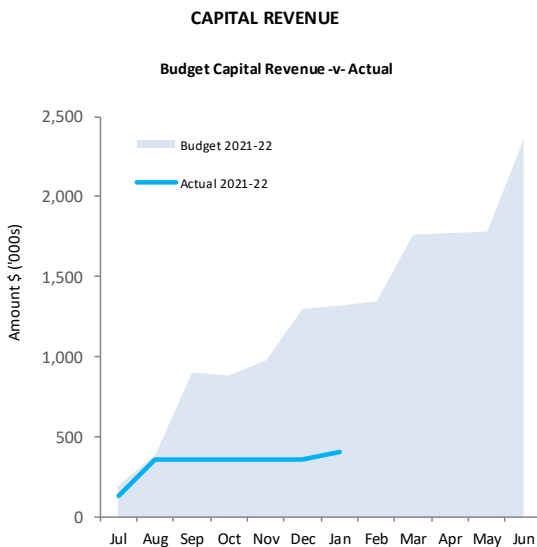
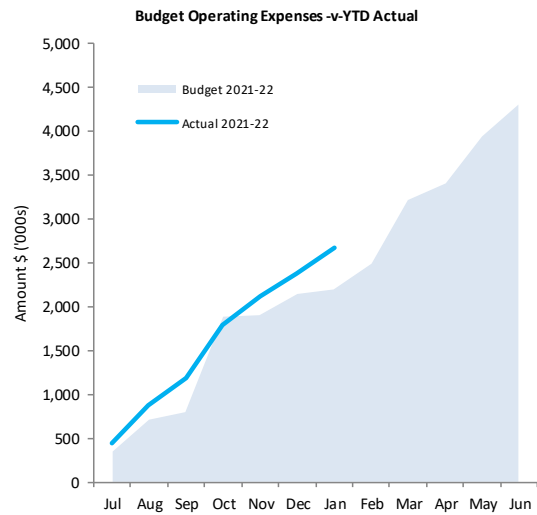
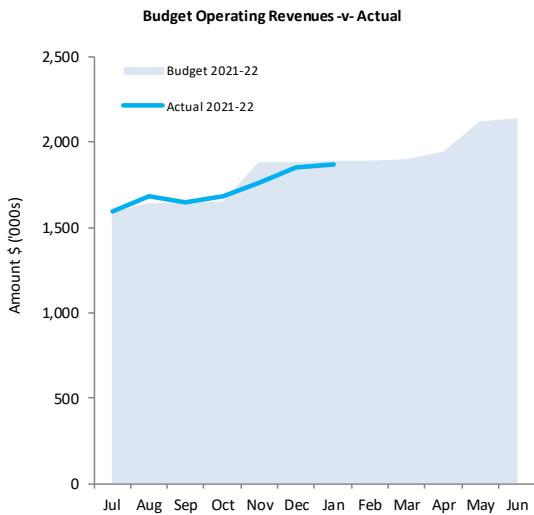
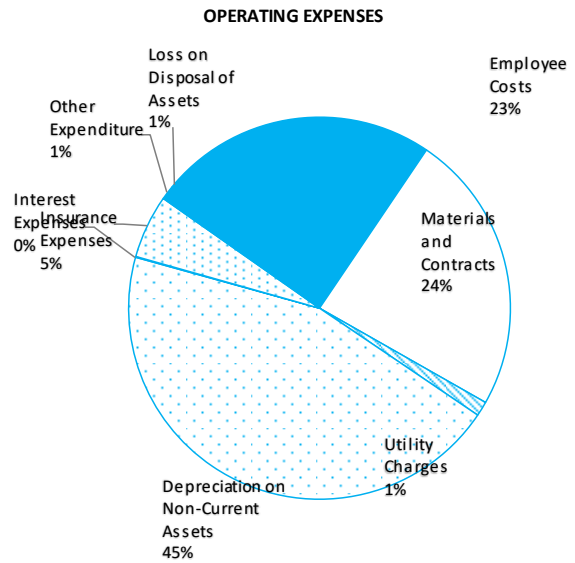
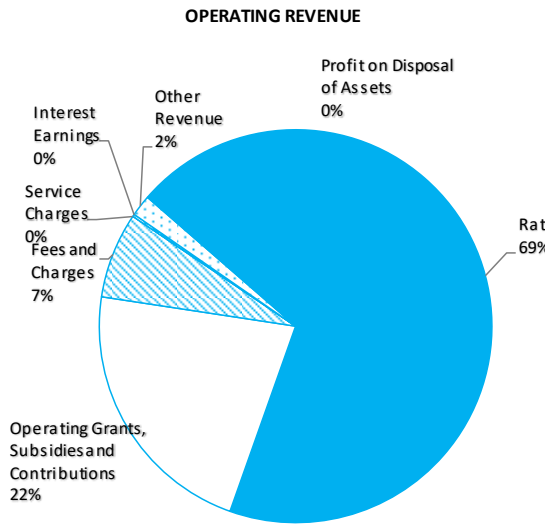
The preparation of a financial report in conformity with Australian Accounting Standards requires management to make judgements, estimates and assumptions that effect the application of policies and reported amounts of assets and liabilities, income and expenses. The estimates and associated assumptions are based on historical experience and various other factors that are believed to be reasonable under the circumstances; the results of which form the basis of making the judgements about carrying values of assets and liabilities that are not readily apparent from other sources. Actual results may differ from these estimates.

ROUNDING OFF FIGURES

All figures shown in this statement are rounded to the nearest dollar.

**MONTHLY FINANCIAL REPORT
FOR THE PERIOD ENDED 31 JANUARY 2022**

SUMMARY GRAPHS



This information is to be read in conjunction with the accompanying Financial Statements and Notes.

KEY TERMS AND DESCRIPTIONS FOR THE PERIOD ENDED 31 JANUARY 2022 STATUTORY REPORTING PROGRAMS

Shire operations as disclosed in these financial statements encompass the following service orientated activities/programs.

PROGRAM NAME	OBJECTIVE	ACTIVITIES
GOVERNANCE	Administration and operation of facilities and services to members of council, other costs that relate to tasks of elected members and ratepayers on matters which do not concern specific council activities	Complete Council meetings, Complete all Administration activities, Lobby other levels of government to support the aims of the Shire of Cuballing
GENERAL PURPOSE FUNDING	Rates, general purpose government grants and interest revenue	Manage Rates and collection. Maintain Property Data
LAW, ORDER, PUBLIC SAFETY	Supervision of various local laws, fire prevention, emergency services and animal control.	Provide ranger service, bush fire and emergency management
HEALTH	Inspections of septic and food control	Inspect food premises.
EDUCATION AND WELFARE	Support school activities	Provide activities of support of local schools
HOUSING	Provision and maintenance of staff housing	Provide staff & other housing
COMMUNITY AMENITIES	Operation of refuse sites, noise control and administration of Town Planning Scheme	Provision of waste & recycling services including the operation of the Cuballing & Popanyinning transfer stations. Also includes the provision of town planning services.
RECREATION AND CULTURE	Maintenance of halls, recreation centre and various reserves. Support library services in Narrogin.	Maintain halls & Civic buildings, parks and gardens and recreational facilities including managing the Dryandra Equestrian Centre lease.
TRANSPORT	Construction and maintenance of streets, roads, bridges, footpaths, drainage works, traffic signs, bus shelters and depot maintenance.	Maintain and protect local environmentally significant areas including the maintenance of Council roads and footpaths. Also includes the provision of vehicle licensing services.
ECONOMIC SERVICES	The regulation and provision of tourism, area promotion, building control, noxious weeds, vermin control and standpipes.	Control of noxious weeds on council property, DrumMuster and provision of building registration services. Includes tourism and promotion and supporting the Dryandra Country Visitors Centre.
OTHER PROPERTY AND SERVICES	Private works operation, plant repairs and operation costs.	Includes private works, overhead and plant allocations and the provision of building surveying services.

**STATEMENT OF FINANCIAL ACTIVITY
FOR THE PERIOD ENDED 31 JANUARY 2022**

STATUTORY REPORTING PROGRAMS

	Ref Note	Annual Budget	YTD Budget	YTD Actual	Variance (\$)	Variance (%)
Opening Funding Surplus(Deficit)	1(b)	\$ 1,904,205	\$ 1,904,205	\$ 1,934,871	\$ 30,666	2%
Revenue from operating activities						
General Purpose Funding	5	1,539,977	1,437,660	1,441,874	4,214	0%
Governance		44,950	40,796	14,912	(25,884)	(63%) ▼
Law, Order and Public Safety		133,112	102,776	97,126	(5,650)	(5%)
Health		800	462	731	269	58%
Education and Welfare		2,500	2,500	0	(2,500)	(100%)
Housing		0	0	0	0	
Community Amenities		75,516	74,972	80,640	5,668	8%
Recreation and Culture		12,773	10,060	9,223	(837)	(8%)
Transport		249,755	169,296	185,859	16,563	10%
Economic Services		38,700	20,079	14,095	(5,984)	(30%) ▼
Other Property and Services		45,000	21,662	29,246	7,584	35% ▲
		2,143,083	1,880,263	1,873,706		
Expenditure from operating activities						
General Purpose Funding		(88,500)	(43,118)	(43,603)	(485)	(1%)
Governance		(138,957)	(175,974)	(146,534)	29,439	17% ▲
Law, Order and Public Safety		(298,263)	(221,647)	(234,773)	(13,126)	(6%)
Health		(45,907)	(26,761)	(24,447)	2,314	9%
Education and Welfare		(45,708)	(26,304)	(10,495)	15,809	60% ▲
Housing		(40,711)	(24,366)	(15,451)	8,915	37% ▲
Community Amenities		(353,068)	(208,680)	(172,560)	36,120	17% ▲
Recreation and Culture		(378,844)	(238,126)	(233,328)	4,798	2%
Transport		(2,715,046)	(1,676,899)	(1,624,131)	52,768	3%
Economic Services		(162,367)	(99,956)	(89,132)	10,824	11% ▲
Other Property and Services		(34,500)	(68,719)	(78,017)	(9,298)	(14%) ▼
		(4,301,871)	(2,810,549)	(2,672,471)		
Operating activities excluded from budget						
Add Back Depreciation		2,060,628	1,201,963	1,198,440	(3,523)	(0%)
Adjust (Profit)/Loss on Asset Disposal	6	42,073	42,073	12,633	(29,440)	(70%) ▼
Adjust Provisions and Accruals		0	0	0	0	
Amount attributable to operating activities		(56,086)	313,750	412,307		
Investing Activities						
Non-operating Grants, Subsidies and Contributions	10	2,360,758	1,177,289	405,530	(771,759)	(66%) ▼
Proceeds from Disposal of Assets	6	115,000	115,000	26,518	(88,482)	(77%) ▼
Land Held for Resale		0	0	0	0	
Capital Acquisitions	7	(5,353,726)	(2,369,031)	(1,145,471)	1,223,560	52% ▲
Amount attributable to investing activities		(2,877,968)	(1,076,742)	(713,423)		
Financing Activities						
Proceeds from New Debentures		850,000	850,000	0	(850,000)	(100%) ▼
Repayment of Debentures	8	(77,812)	(29,365)	(29,365)	0	0%
Transfer from Reserves	9	353,507	83,139	83,139	0	0%
Transfer to Reserves	9	(93,911)	(83,189)	(83,189)	0	0%
Amount attributable to financing activities		1,031,784	820,585	(29,415)		
Closing Funding Surplus(Deficit)	1(b)	1,935	1,961,798	1,604,340		

KEY INFORMATION

▲ ▼ Indicates a variance between Year to Date (YTD) Budget and YTD Actual data as per the adopted materiality threshold. Refer to Note 2 for an explanation of the reasons for the variance.

The material variance adopted by Council for the 2021/22 year is \$5,000 or 10% whichever is the greater.

This statement is to be read in conjunction with the accompanying Financial Statements and notes.

KEY TERMS AND DESCRIPTIONS FOR THE PERIOD ENDED 31 JANUARY 2022

NATURE OR TYPE DESCRIPTIONS

REVENUE

RATES

All rates levied under the Local Government Act 1995. Includes general, differential, specific area rates, minimum rates, interim rates, back rates, ex-gratia rates, less discounts offered. Exclude administration fees, interest on instalments, interest on arrears and service charges.

OPERATING GRANTS, SUBSIDIES AND CONTRIBUTIONS

Refer to all amounts received as grants, subsidies and contributions that are not non-operating grants.

NON-OPERATING GRANTS, SUBSIDIES AND CONTRIBUTIONS

Amounts received specifically for the acquisition, construction of new or the upgrading of non-current assets paid to a local government, irrespective of whether these amounts are received as capital grants, subsidies, contributions or donations.

PROFIT ON ASSET DISPOSAL

Profit on the disposal of assets including gains on the disposal of long term investments. Losses are disclosed under the expenditure classifications.

FEES AND CHARGES

Revenues (other than service charges) from the use of facilities and charges made for local government services, sewerage rates, rentals, hire charges, fee for service, photocopying charges, licences, sale of goods or information, fines, penalties and administration fees. Local governments may wish to disclose more detail such as rubbish collection fees, rental of property, fines and penalties, other fees and charges.

SERVICE CHARGES

Service charges imposed under Division 6 of Part 6 of the Local Government Act 1995. Regulation 54 of the Local Government (Financial Management) Regulations 1996 identifies these as television and radio broadcasting, underground electricity and neighbourhood surveillance services. Exclude rubbish removal charges. Interest and other items of a similar nature received from bank and investment accounts, interest on rate instalments, interest on rate arrears and interest on debtors.

INTEREST EARNINGS

Interest and other items of a similar nature received from bank and investment accounts, interest on rate instalments, interest on rate arrears and interest on debtors.

OTHER REVENUE / INCOME

Other revenue, which can not be classified under the above headings, includes dividends, discounts, rebates etc.

EXPENSES

EMPLOYEE COSTS

All costs associate with the employment of person such as salaries, wages, allowances, benefits such as vehicle and housing, superannuation, employment expenses, removal expenses, relocation expenses, worker's compensation insurance, training costs, conferences, safety expenses, medical examinations, fringe benefit tax, etc.

MATERIALS AND CONTRACTS

All expenditures on materials, supplies and contracts not classified under other headings. These include supply of goods and materials, legal expenses, consultancy, maintenance agreements, communication expenses, advertising expenses, membership, periodicals, publications, hire expenses, rental, leases, postage and freight etc. Local governments may wish to disclose more detail such as contract services, consultancy, information technology, rental or lease expenditures.

UTILITIES (GAS, ELECTRICITY, WATER, ETC.)

Expenditures made to the respective agencies for the provision of power, gas or water. Exclude expenditures incurred for the reinstatement of roadwork on behalf of these agencies.

INSURANCE

All insurance other than worker's compensation and health benefit insurance included as a cost of employment.

LOSS ON ASSET DISPOSAL

Loss on the disposal of fixed assets.

DEPRECIATION ON NON-CURRENT ASSETS

Depreciation expense raised on all classes of assets.

INTEREST EXPENSES

Interest and other costs of finance paid, including costs of finance for loan debentures, overdraft accommodation and refinancing expenses.

OTHER EXPENDITURE

Statutory fees, taxes, provision for bad debts, member's fees or State taxes. Donations and subsidies made to community groups.

**STATEMENT OF FINANCIAL ACTIVITY
FOR THE PERIOD ENDED 31 JANUARY 2022**

BY NATURE OR TYPE

	Ref Note	Annual Budget	YTD Budget	YTD Actual	Variance (\$)	Variance (%)	
		\$	\$	\$	\$	%	
Opening Funding Surplus (Deficit)	1(b)	1,904,205	1,904,205	1,934,871	30,666	2%	
Revenue from operating activities							
Rates	5	1,241,412	1,285,896	1,293,572	7,675	1%	
Operating Grants, Subsidies and Contributions	10	702,067	446,774	411,612	(35,162)	(8%)	
Fees and Charges		143,279	114,138	132,125	17,987	16%	▲
Interest Earnings		10,575	6,153	3,567	(2,586)	(42%)	
Other Revenue		45,750	27,302	32,830	5,528	20%	▲
Profit on Disposal of Assets	6	0	0	0	0		
		2,143,083	1,880,263	1,873,706			
Expenditure from operating activities							
Employee Costs		(1,027,922)	(634,224)	(616,702)	17,522	3%	
Materials and Contracts		(865,829)	(689,732)	(634,692)	55,039	8%	
Utility Charges		(62,565)	(36,379)	(33,130)	3,249	9%	
Depreciation on Non-Current Assets		(2,060,628)	(1,201,963)	(1,198,440)	3,523	0%	
Interest Expenses		(23,708)	(13,818)	(1,863)	11,955	87%	▲
Insurance Expenses		(159,902)	(159,822)	(143,575)	16,247	10%	▲
Other Expenditure		(59,245)	(32,539)	(31,438)	1,101	3%	
Loss on Disposal of Assets	6	(42,073)	(42,073)	(12,633)	29,440		
		(4,301,871)	(2,810,549)	(2,672,471)			
Operating activities excluded from budget							
Add back Depreciation		2,060,628	1,201,963	1,198,440	(3,523)	(0%)	
Adjust (Profit)/Loss on Asset Disposal	6	42,073	42,073	12,633	(29,440)	(70%)	▼
Adjust Provisions and Accruals		0	0	0	0		
Amount attributable to operating activities		(56,086)	313,750	412,307			
Investing activities							
Non-operating grants, subsidies and contributions	10	2,360,758	1,177,289	405,530	(771,759)	(66%)	▼
Proceeds from Disposal of Assets	6	115,000	115,000	26,518	(88,482)	(77%)	▼
Land held for resale		0	0	0	0		
Capital acquisitions	7	(5,353,726)	(2,369,031)	(1,145,471)	1,223,560	52%	▲
Amount attributable to investing activities		(2,877,968)	(1,076,742)	(713,423)			
Financing Activities							
Proceeds from New Debentures		850,000	850,000	0	(850,000)	(100%)	▼
Repayment of Debentures	8	(77,812)	(29,365)	(29,365)	0	0%	
Transfer from Reserves	9	353,507	83,139	83,139	0	0%	
Transfer to Reserves	9	(93,911)	(83,189)	(83,189)	0	0%	
Amount attributable to financing activities		1,031,784	820,585	(29,415)			
Closing Funding Surplus (Deficit)	1(b)	1,935	1,961,798	1,604,340			

KEY INFORMATION

▲ ▼ Indicates a variance between Year to Date (YTD) Budget and YTD Actual data as per the adopted materiality threshold. Refer to Note 2 for an explanation of the reasons for the variance.

This statement is to be read in conjunction with the accompanying Financial Statements and Notes.

**NOTES TO THE STATEMENT OF FINANCIAL ACTIVITY
FOR THE PERIOD ENDED 31 JANUARY 2022**

SIGNIFICANT ACCOUNTING POLICIES

CURRENT AND NON-CURRENT CLASSIFICATION

In the determination of whether an asset or liability is current or non-current, consideration is given to the time when each asset or liability is expected to be settled. The asset or liability is classified as current if it is expected to be settled within the next 12 months, being the Council's operational cycle. In the case of liabilities where Council does not have the unconditional right to defer settlement beyond 12 months, such as vested long service leave, the liability is classified as current even if not expected to be settled within the next 12 months. Inventories held for trading are classified as current even if not expected to be realised in the next 12 months except for land held for resale where it is held as non current based on Council's intentions to release for sale.

EMPLOYEE BENEFITS

The provisions for employee benefits relates to amounts expected to be paid for long service leave, annual leave, wages and salaries and are calculated as follows:

(i) Wages, Salaries, Annual Leave and Long Service Leave
(Short-term Benefits)

The provision for employees' benefits to wages, salaries, annual leave and long service leave expected to be settled within 12 months represents the amount the City has a present obligation to pay resulting from employees services provided to balance date. The provision has been calculated at nominal amounts based on remuneration rates the City expects to pay and includes related on-costs.

(ii) *Annual Leave and Long Service Leave (Long-term Benefits)*

The liability for long service leave is recognised in the provision for employee benefits and measured as the present value of expected future payments to be made in respect of services provided by employees up to the reporting date using the project unit credit method. Consideration is given to expected future wage and salary levels, experience of employee departures and periods of service. Expected future payments are discounted using market yields at the reporting date on national government bonds with terms to maturity and currency that match as closely as possible, the estimated future cash outflows. Where the City does not have the unconditional right to defer settlement beyond 12 months, the liability is recognised as a current liability.

PROVISIONS

Provisions are recognised when: The council has a present legal or constructive obligation as a result of past events; it is more likely than not that an outflow of resources will be required to settle the obligation; and the amount has been reliably estimated. Provisions are not recognised for future operating losses. Where there are a number of similar obligations, the likelihood that an outflow will be required in settlement is determined by considering the class of obligations as a whole. A provision is recognised even if the likelihood of an outflow with respect to any one of item included in the same class of obligations may be small.

INVENTORIES

Inventories are measured at the lower of cost and net realisable value. Net realisable value is the estimated selling price in the ordinary course of business less the estimated costs of completion and the estimated costs necessary to make the sale.

NOTES TO THE STATEMENT OF FINANCIAL ACTIVITY
FOR THE PERIOD ENDED 31 JANUARY 2022

OPERATING ACTIVITIES
NOTE 1(b)
ADJUSTED NET CURRENT ASSETS

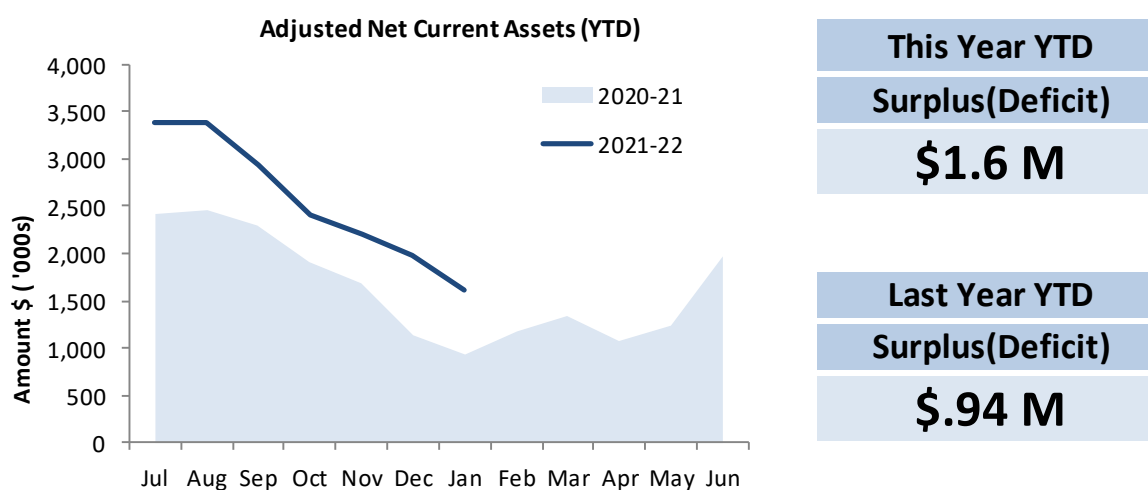
		Last Years Closing 30 June 2021	This Time Last Year 31 Jan 2021	Year to Date Actual 31 Jan 2022
	Note	\$	\$	\$
Adjusted Net Current Assets				
Current Assets				
Cash Unrestricted	3	1,831,039	794,098	1,624,424
Cash Restricted	3	1,076,895	1,321,346	1,076,945
Receivables - Rates	4	122,255	142,029	194,258
Receivables - Other	4	92,407	20,570	62,172
Loans receivable		0	0	0
ATO Receivable		0	0	47,402
Inventories		5,613	6,061	5,613
		3,128,210	2,284,105	3,010,814
Less: Current Liabilities				
Payables		(116,110)	(26,657)	(262,702)
ATO Payables		0	0	(62,846)
Provisions - employee		(260,765)	(196,543)	(260,765)
Long term borrowings		(44,358)	(25,280)	(14,992)
Bonds & Deposits		(334)	(4,371)	(3,982)
		(421,566)	(248,481)	(605,287)
Unadjusted Net Current Assets		2,706,643	2,035,625	2,405,528
Adjustments and exclusions permitted by FM Reg 32				
Less: Cash reserves	3	(1,076,895)	(1,321,346)	(1,076,945)
Less: Loans receivable		0	0	0
Add: Provisions - employee		260,765	196,543	260,765
Add: Long term borrowings		44,358	25,280	14,992
Adjusted Net Current Assets		1,934,871	936,102	1,604,340

SIGNIFICANT ACCOUNTING POLICIES

Please see Note 1(a) for information on significant accounting policies relating to Net Current Assets.

KEY INFORMATION

The amount of the adjusted net current assets at the end of the period represents the actual surplus (or deficit if the figure is a negative) as presented on the Rate Setting Statement.



**NOTES TO THE STATEMENT OF FINANCIAL ACTIVITY
FOR THE PERIOD ENDED 31 JANUARY 2022**

The material variance thresholds are adopted annually by Council as an indicator of whether the actual expenditure or revenue varies from the year to date budget materially.

The material variance adopted by Council for the 2021/22 year is \$5,000 or 10% whichever is the greater.

Reporting Program	Var. \$	Var. %	Var.	Timing/ Permane	Explanation of Variance
	\$	%			
Revenue from operating activities					
Governance	(25,884)	(63%)	▼	Permanent	Refund of traineeship grant funding
General Purpose Funding	4,214	0%		Permanent	Received CBH Grass Roots grant (unbudgeted)
	(5,650)	(5%)		Permanent	Fire Mitigation grant less than budgeted, offset by lower costs.
Law, Order and Public Safety					
Health	269	58%		Timing	Not Material
Education and Welfare	(2,500)	(100%)		Timing	Grant funding not received
Housing	0			Timing	Not Material
Community Amenities	5,668	8%		Permanent	Cemetery income & waste income higher than budgeted
Recreation and Culture	(837)	(8%)		Timing	Not Material
Transport	16,563	10%		Permanent	Local road grant higher than budgeted & sale of scrap
Economic Services	(5,984)	(30%)	▼	Timing	Standpipe charges lower than budgeted
Other Property and Services	7,584	35%	▲	Timing	Workers Compensation Claims
Expenditure from operating activities					
Governance	29,439	17%	▲	Timing	Administration salaries lower than budgeted. Due to timing of employing Project Officer
General Purpose Funding	(485)	(1%)		Timing	Not Material
Law, Order and Public Safety	(13,126)	(6%)		Permanent	Repairs to fire vehicles overbudget (recoverable cost)
Health	2,314	9%		Timing	Not Material
Education and Welfare	15,809	60%	▲	Permanent	Aged persons accommodation loan not drawn down so no repayments made for 2021/22.
Housing	8,915	37%	▲	Timing	CEO housing maintenance
Community Amenities	36,120	17%	▲	Timing	Refuse site & public toilet maintenance expenses below budget
Recreation and Culture	4,798	2%		Timing	Halls maintenance under budget
Transport	52,768	3%		Timing	Timing on disposal of assets
Economic Services	10,824	11%	▲	Timing	Standpipe costs & Noxious weeds control underbudget
Other Property and Services	(9,298)	(14%)	▼	Timing	Annual Leave payments & Staff training expenses over budget
Investing Activities					
Non-operating Grants, Subsidies and Contributions	(771,759)	(66%)	▼	Timing	Timing of project progress - unable to claim grants as per Note 10
Proceeds from Disposal of Assets	(88,482)	(77%)	▼	Timing	Timing on sale of assets
Land Held for Resale	0				
Capital Acquisitions	1,223,560	52%	▲	Timing	Timing of capital works program
Financing Activities					
Proceeds from New Debentures	(850,000)	(100%)	▼	Timing	Aged Persons Accommodation
Transfer from Reserves	0	0%		Timing	Not material
Repayment of Debentures	0	0%		Timing	Not material
Transfer to Reserves	0	0%		Timing	Not material

NOTES TO THE STATEMENT OF FINANCIAL ACTIVITY
FOR THE PERIOD ENDED 31 JANUARY 2022

OPERATING ACTIVITIES
NOTE 3
CASH AND INVESTMENTS

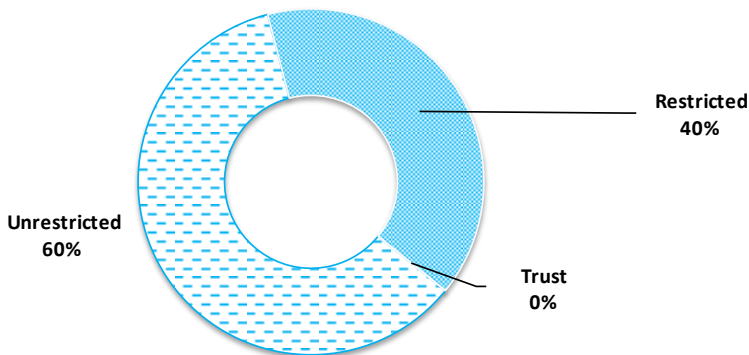
Cash and Investments	Unrestricted	Restricted	Trust	Total YTD Actual	Institution	Interest Rate	Maturity Date
	\$	\$	\$	\$			
Cash on Hand							
Petty Cash and Floats	700			700	NAB	0.00%	At Call
At Call Deposits							
Municipal Fund	1,623,724			1,623,724	NAB	0.00%	At Call
Term Deposits							
Reserve Funds		1,076,945		1,076,945	NAB	0.20%	08-Feb-22
Total	1,624,424	1,076,945	0	2,701,369			

SIGNIFICANT ACCOUNTING POLICIES

Cash and cash equivalents include cash on hand, cash at bank, deposits available on demand with banks and other short term highly liquid investments that are readily convertible to known amounts of cash and which are subject to an insignificant risk of changes in value and bank overdrafts. Bank overdrafts are reported as short term borrowings in current liabilities in the statement of financial position.

KEY INFORMATION

Cash and cash equivalents include cash on hand, cash at bank, deposits available on demand with banks and other short term highly liquid investments that are readily convertible to known amounts of cash and which are subject to an insignificant risk of changes in value and bank overdrafts. Bank overdrafts are reported as short term borrowings in current liabilities in the statement of financial position.



Total Cash	Unrestricted
\$2.7 M	\$1.62 M

NOTES TO THE STATEMENT OF FINANCIAL ACTIVITY
FOR THE PERIOD ENDED 31 JANUARY 2022

OPERATING ACTIVITIES
NOTE 4
RECEIVABLES

Rates Receivable	30 June 2020	31 Jan 22
Opening Arrears Previous Year	\$ 84,880	\$ 122,255
Levied this year	1,258,745	1,386,062
Less Collections to date	(1,221,370)	1,314,059
Equals Current Outstanding	122,255	194,258
Net Rates Collectable	122,255	194,258
% Collected	90.29%	85.98%

Receivables - General	Current	30 Days	60 Days	90+ Days	Total
Receivables - General	\$ 48,879	\$ 8,515	\$ 0	\$ 4,778	\$ 62,172
Percentage	79%	14%	0%	8%	
Balance per Trial Balance					
Sundry debtors					62,172
GST receivable					47,402
Total Receivables General Outstanding					109,575

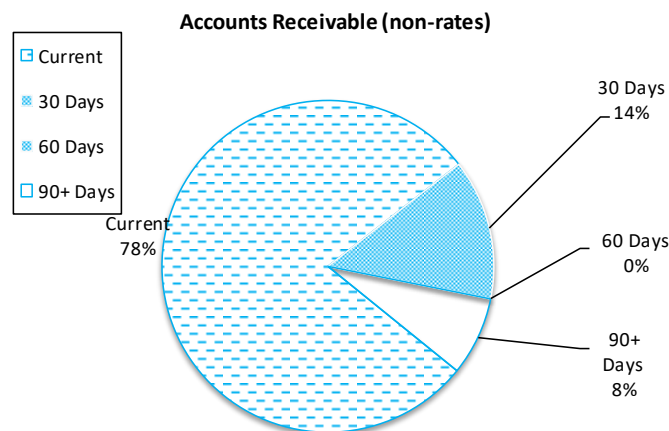
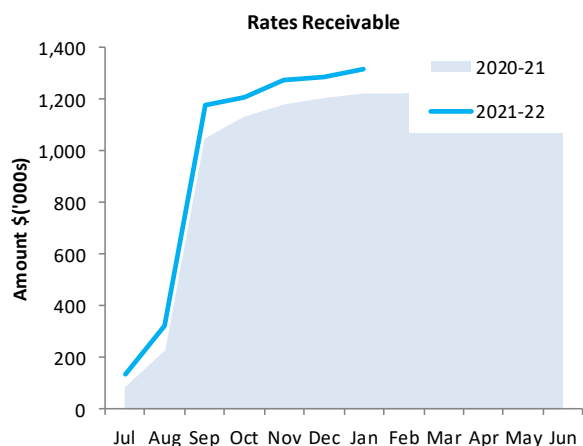
Amounts shown above include GST (where applicable)

KEY INFORMATION

Trade and other receivables include amounts due from ratepayers for unpaid rates and service charges and other amounts due from third parties for goods sold and services performed in the ordinary course of business.

SIGNIFICANT ACCOUNTING POLICIES

Trade and other receivables include amounts due from ratepayers for unpaid rates and service charges and other amounts due from third parties for goods sold and services performed in the ordinary course of business. Receivables expected to be collected within 12 months of the end of the reporting period are classified as current assets. All other receivables are classified as non-current assets. Collectability of trade and other receivables is reviewed on an ongoing basis. Debts that are known to be uncollectible are written off when identified. An allowance for doubtful debts is raised when there is objective evidence that they will not be collectible.



Debtors Due
\$109,575
Over 30 Days
21%
Over 90 Days
8%

Collected	Rates Due
86%	\$194,258

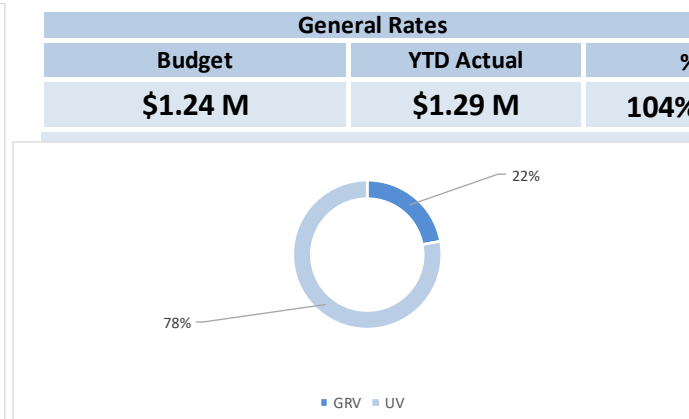
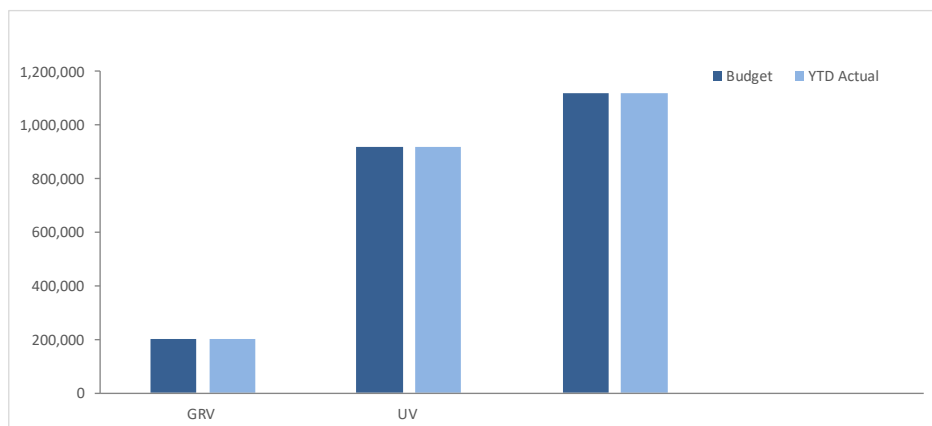
NOTES TO THE STATEMENT OF FINANCIAL ACTIVITY
FOR THE PERIOD ENDED 31 JANUARY 2022

OPERATING ACTIVITIES
NOTE 5
RATE REVENUE

General Rate Revenue	Annual Budget							YTD Actual			
	Rate in	Number of Properties	Rateable Value	Rate Revenue	Interim Rate	Back Rate	Total Revenue	Rate Revenue	Interim Rates	Back Rates	Total Revenue
RATE TYPE	\$			\$	\$	\$	\$	\$	\$	\$	\$
Differential General Rate											
GRV	0.083965	188	2,369,718	198,973	0	0	198,973	198,973	0	0	198,973
UV	0.006846	182	134,494,000	920,746	0	0	920,746	920,746	0	0	920,746
Sub-total		370	136,863,718	1,119,719	0	0	1,119,719	1,119,719	0	0	1,119,719
Minimum											
	\$										0
GRV	759	142		107,778	0	0	107,778	107,778	0	0	107,778
UV	1,023.00	155		158,565	0	0	158,565	158,565	0	0	158,565
		297	0	266,343	0	0	266,343	266,343	0	0	266,343
Sub-Totals		667	136,863,718	1,386,062	0	0	1,386,062	1,386,062	0	0	1,386,062
Discount							(85,000)				(90,799)
Concession / Write Offs							(58,900)				(90)
COVID Subsidy							(1,000)				(591)
Interim Rates							250				(1,011)
Ex-Gratia Rates							490				0
Amount from General Rates							1,241,412				1,293,571
Ex-Gratia Rates											0
Total General Rates							1,241,412				1,293,571

SIGNIFICANT ACCOUNTING POLICIES

Rates, grants, donations and other contributions are recognised as revenues when the local government obtains control over the assets comprising the contributions. Control over assets acquired from rates is obtained at the commencement of the rating period or, where earlier, upon receipt of the rates.

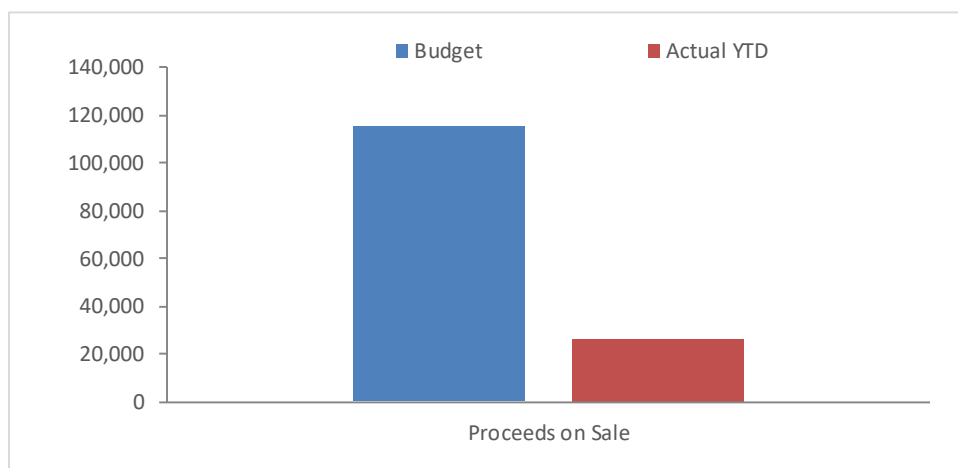


**NOTES TO THE STATEMENT OF FINANCIAL ACTIVITY
FOR THE PERIOD ENDED 31 JANUARY 2022**

**OPERATING ACTIVITIES
NOTE 6
DISPOSAL OF ASSETS**

Asset Ref.	Asset Description	Amended Budget				Net Book Value	YTD Actual		
		Net Book Value	Proceeds	Profit	(Loss)		Proceeds	Profit	(Loss)
		\$	\$	\$	\$	\$	\$	\$	
10089	Isuzu Giga	60,000	35,000		(25,000)				
10051	Bomag Roller	40,000	30,000		(10,000)	39,151	26,518	(12,633)	
16	CN0 Dual Cab Utility	27,058	25,000		(2,058)				
103	CN1 Dual Cab Utility	30,015	25,000		(5,015)				
		157,073	115,000	0	(42,073)	39,151	26,518	0	
								(12,633)	

KEY INFORMATION



Proceeds on Sale		
Budget	YTD Actual	%
\$115,000	\$26,518	23%

NOTES TO THE STATEMENT OF FINANCIAL ACTIVITY
FOR THE PERIOD ENDED 31 JANUARY 2022

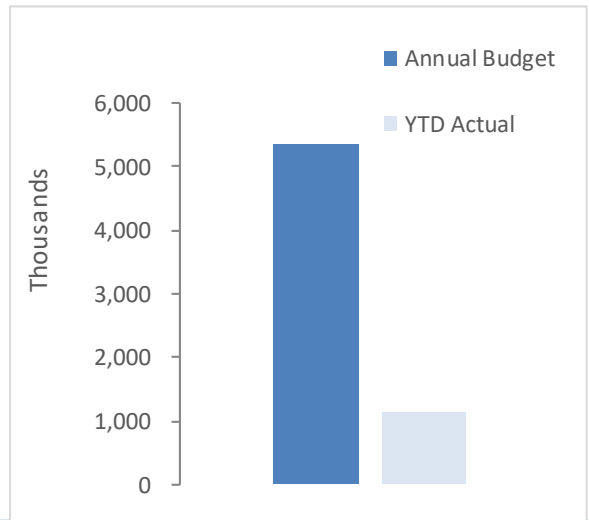
INVESTING ACTIVITIES
NOTE 7
CAPITAL ACQUISITIONS

Capital Acquisitions	Amended		YTD Actual Total	YTD Budget Variance
	Annual Budget	YTD Budget		
	\$	\$	\$	\$
Land & Buildings	2,549,561	1,031,457	414,249	617,208
Plant & Equipment	486,000	0	363,463	(363,463)
Furniture & Equipment	0	0	0	0
Roads	2,190,879	1,277,934	282,640	995,294
Recreation	0	0	0	0
Parks, Gardens, Recreation Facilities	72,286	42,147	71,509	(29,362)
Other Infrastructure	55,000	17,493	13,609	3,884
Capital Expenditure Totals	5,353,726	2,369,031	1,145,471	1,223,560
Capital Acquisitions Funded By:				
	\$	\$	\$	\$
Capital grants and contributions	2,360,758	1,177,289	405,530	(771,759)
Borrowings	850,000	850,000	0	(850,000)
Other (Disposals & C/Fwd)	115,000	115,000	26,518	(88,482)
Cash Backed Reserves				
Infrastructure Reserve	121,000	0	0	0
Pensioner Unit Maintenance Reserve	0	0	0	0
Plant Replacement Reserve	40,000	0	0	0
Contribution - operations	1,866,968	226,742	713,423	486,681
Capital Funding Total	5,353,726	2,369,031	1,145,471	(1,223,560)

SIGNIFICANT ACCOUNTING POLICIES

All assets are initially recognised at cost. Cost is determined as the fair value of the assets given as consideration plus costs incidental to the acquisition. For assets acquired at no cost or for nominal consideration, cost is determined as fair value at the date of acquisition. The cost of non-current assets constructed by the local government includes the cost of all materials used in the construction, direct labour on the project and an appropriate proportion of variable and fixed overhead. Certain asset classes may be revalued on a regular basis such that the carrying values are not materially different from fair value. Assets carried at fair value are to be revalued with sufficient regularity to ensure the carrying amount does not differ materially from that determined using fair value at reporting date.

KEY INFORMATION

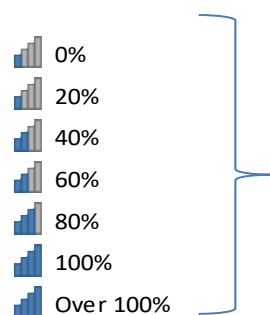


Acquisitions	Annual Budget	YTD Actual	% Spent
	\$5.35 M	\$1.15 M	21%
Capital Grant	Annual Budget	YTD Actual	% Received
	\$2.36 M	\$0.41 M	17%

NOTES TO THE STATEMENT OF FINANCIAL ACTIVITY
FOR THE PERIOD ENDED 31 JANUARY 2022

Capital Expenditure Total






















Level of Completion Indicators



Percentage YTD Actual to Annual Budget

Expenditure over budget highlighted in red.

Level of completion indicator	Acc / Job	Annual Budget	YTD Budget	YTD Actual	Variance
Capital Expenditure					
Land					
Cuballing Railway Reserve Business Case	C201	35,000	14,580	625	13,955
Buildings					
Administration Building Disabled Access	J4114C	62,833	62,833	67,844	(5,011)
Building Renewal - Cuballing Memorial Park	C203	85,368	28,444	2,488	25,956
Cuballing Transfer Station Shed Floor	C160	9,960	5,796	6,700	(904)
Administration Building Refurbishment	J4114D	73,211	42,700	45,151	(2,451)
Popanyinning Main Street Refurbishment	C204	200,465	83,510	212,406	(128,896)
Aged Persons Accommodation	C084	1,587,188	793,594	79,036	714,558
LRCI Phase 3 Projects	C300	495,536	123,884	0	123,884
Total Land & Buildings		2,549,561	1,031,457	414,249	617,208

Plant & Equipment						
	Prime Mover	12407	200,000	0	203,973	(203,973)
	Bomag Roller	12426	170,000	0	159,490	(159,490)
	Two Way System	12411	15,000	0	0	0
	MWS Vehicle	12406	53,000	0	0	0
	WS Vehicle	12417	48,000	0	0	0
Total Plant & Equipment			486,000	0	363,463	(363,463)
Furniture & Equipment						
	Nil		0	0	0	0
Total Furniture & Equipment			0	0	0	0
Infrastructure - Roads						
	RRG - Narrogin Wandering Road	R129E	352,151	205,415	23,862	181,553
	RRG - Stratherne Road 20/21	R001C	103,604	60,431	100,323	(39,892)
	RRG - Wandering Narrogin Road	R001D	160,343	93,520	118,464	(24,944)
	RTR - Popanyinning East Road Gravel Sheeting	RTR004	35,113	20,468	1,483	18,986
	RTR - Popanyinning West Widening	RTR002	215,044	125,419	0	125,419
	BS - Narrogin Wandering Road Black Spot	BS129	7,000	4,081	0	4,081
	WSFN - Cuballing East Road	WSF006	1,317,624	768,600	34,377	734,223
	WSFN - Cuballing East Road	WSF129	0	0	4,132	(4,132)
Total Road Infrastructure			2,190,879	1,277,934	282,640	265,203
Recreation						
	Nil		0	0	0	0
Total Recreation			0	0	0	0
Parks, Ovals & Playgrounds						
	Yornaning Dam - Stage 3	C189	66,079	38,542	62,612	(24,070)
	Yornaning Dam - Stage 4	C186	0	0	6,118	(6,118)
	Yornaning Dam - Mountain Bike Track	C197	6,207	3,605	2,779	826
Total Parks, Ovals & Playgrounds			72,286	42,147	71,509	(29,362)
Other Infrastructure						
	Bridge Improvements - Capital Upgrade	11214	30,000	17,493	10,950	6,543
	Transfer Station Bin Lids	C163	0	0	2,659	(2,659)
	Depot Fencing & Gates - Eastern Boundary	10744	25,000	14,581	0	14,581
Total Other Infrastructure			55,000	17,493	13,609	6,543
	TOTAL CAPITAL EXPENDITURE		5,353,726	2,369,031	1,145,471	496,129

NOTES TO THE STATEMENT OF FINANCIAL ACTIVITY
FOR THE PERIOD ENDED 31 JANUARY 2022

FINANCING ACTIVITIES

NOTE 8

BORROWINGS

Information on Borrowings	2020/21	New Loans		Principal Repayments		Principal Outstanding		Interest Repayments	
		Actual	Annual Budget	Actual	Annual Budget	Actual	Annual Budget	Actual	Annual Budget
Particulars	\$	\$	\$	\$	\$	\$	\$	\$	\$
Transport									
Loan 63 - Graders	29,228	0	0	21,841	29,228	7,387	29,228 0	445	485
Economic Services									
Loan 64 - Lot 74 Austral St	130,702			7,524	15,130	123,178	130,702	1,418	2,755
Education and Welfare									
Loan 65 - Aged Persons Housing			850,000	0	33,454	0	850,000	0	20,468
Total	159,930	0	850,000	29,365	77,812	130,565	1,009,930	1,863	23,708

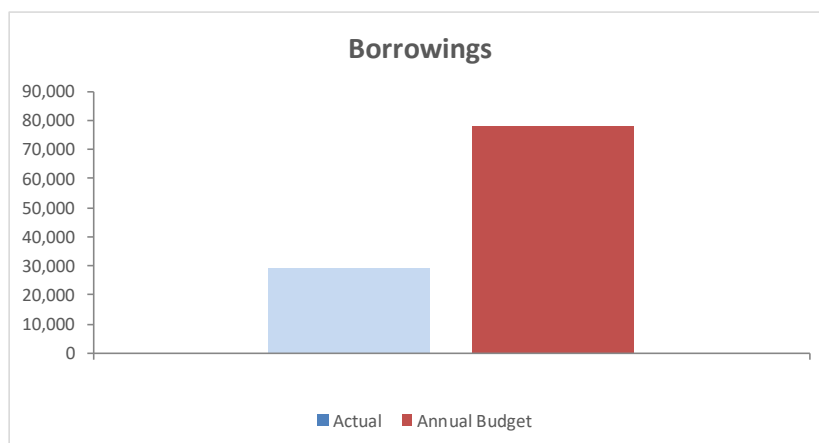
All debenture repayments were financed by general purpose revenue.

SIGNIFICANT ACCOUNTING POLICIES

All loans and borrowings are initially recognised at the fair value of the consideration received less directly attributable transaction costs. After initial recognition, interest-bearing loans and borrowings are subsequently measured at amortised cost using the effective interest method. Fees paid on the establishment of loan facilities that are yield related are included as part of the carrying amount of the loans and borrowings.

KEY INFORMATION

All loans and borrowings are initially recognised at the fair value of the consideration received less directly attributable transaction costs. After initial recognition, interest-bearing loans and borrowings are subsequently measured at amortised cost using the effective interest method. Fees paid on the establishment of loan facilities that are yield related are included as part of the carrying amount of the loans and borrowings.



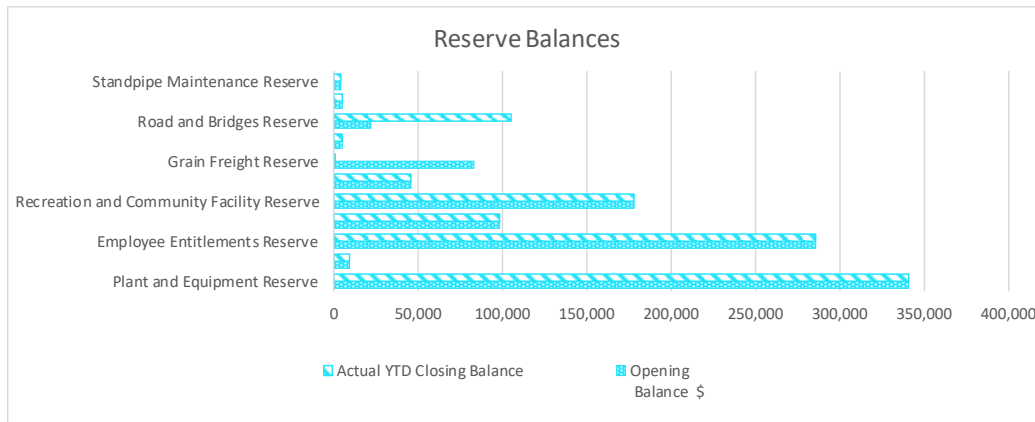
Principal Repayments	\$29,365
Interest Earned	\$3,567
Interest Expense	\$1,863
Reserves Bal	Loans Due
\$1.08 M	\$.13 M

NOTES TO THE STATEMENT OF FINANCIAL ACTIVITY
FOR THE PERIOD ENDED 31 JANUARY 2022

Cash Backed Reserve

Reserve Name	Opening Balance	Budget Interest Earned	Actual Interest Earned	Budget Transfers In (+)	Actual Transfers In (+)	Budget Transfers Out (-)	Actual Transfers Out (-)	Budget Closing Balance	Actual YTD Closing Balance
	\$	\$	\$	\$	\$	\$	\$	\$	\$
Plant and Equipment Reserve	340,654	1,960	16		16	(121,000)	0	221,614	340,670
IT and Office Equipment Reserve	9,149	32	0		0	0	0	9,181	9,149
Employee Entitlements Reserve	286,072	1,067	13		13	(20,000)	0	267,139	286,085
Housing Reserve	98,208	367	5		5	(40,000)	0	58,575	98,213
Recreation and Community Facility Reserve	178,046	792	8		8	(85,368)	0	93,470	178,054
Refuse Site Reserve	45,422	205	2		2		0	45,627	45,424
Grain Freight Reserve	83,139	0	0		0	(83,139)	(83,139)	0	0
Equestrian Reserve	4,910	50	0	4,772	0	0	0	9,732	4,910
Road and Bridges Reserve	21,883	486	5	83,139	83,143	0	0	188,651	105,026
Community & Sporting Club Reserve	5,316	21	0	1,000	0	(4,000)	0	2,337	5,316
Standpipe Maintenance Reserve	4,096	20	0		0	0	0	4,116	4,096
	1,076,895	5,000	50	88,911	83,189	(353,507)	(83,139)	900,442	1,076,945

KEY INFORMATION



Grants and Contributions

Description	Annual Budget	YTD Budget	YTD Actual	Variance
Operating grants, subsidies and contributions				
General Purpose Funding				
Grants Commission - General Purpose	276,000	138,000	127,148	(10,853)
CBH - Grass Roots Funding	0	0	5,000	5,000
Governance				
Insurance & Other Reimbursements	0	0	0	0
Department Primary Industries & Regional Development	35,000	35,000	0	(35,000)
Law, Order & Public Safety				
DFES - Bush Fire Brigades	31,547	15,774	25,032	9,258
Fire Mitigation Grant	84,825	84,825	68,373	(16,452)
Fire Prevention	12,990	0	0	0
Education & Welfare				
Stay on your feet	2,500	2,500	0	(2,500)
Community Amenities				
Other Income - Reimbursements	0	0	0	0
Recreation & Culture				
Mountain Bike Track Income	4,000	2,000	444	(1,556)
Youth Week Funding	1,000	500	0	(500)
Transport				
Main Roads - Direct Grant	87,145	87,145	87,145	0
Grants Commission - Roads Component	152,360	76,180	86,631	10,451
Economic Services				
Community Events	4,700	2,350	3,500	1,150
Other Property & Services				
Workers Compensation	10,000	2,500	8,340	5,840
Operating grants, subsidies and contributions Total	702,067	446,774	411,612	(35,162)
Non-operating grants, subsidies and contributions				
Education & Welfare				
Recreation & Culture				
Yornaning Dam Stage 4	15,156	15,156	15,156	0
Transport				
Main Roads - RRG	361,790	144,716	179,422	34,706
Roads to Recovery (RTR)	210,951	210,951	210,952	1
Black Spot (BS)	0	0	0	0
Wheatbelt Secondary Freight Network	1,171,254	468,502	0	(468,502)
Other Infrastructure				
Community Infrastructure Grants	49,815	19,926	0	(19,926)
Community Infrastructure Grants Phase 2	56,256	22,502	0	(22,502)
Community Infrastructure Grants Phase 3	495,536	295,536	0	(295,536)
Non-operating grants, subsidies and contributions Total	2,360,758	1,177,289	405,530	(453,721)
Grand Total	3,062,825	1,624,063	817,142	(488,883)

KEY INFORMATION

Some reclassification between Operating & Capital grants, contributions & reimbursements is required

9.1.5 2021 Compliance Audit Return

Applicant:	N/A
File Ref. No:	ADM 35
Disclosure of Interest:	Nil
Date:	10 th February 2022
Author:	Bronwyn Dew
Attachments:	9.1.5A Draft 2021 Compliance Audit Return

Summary

Council is to consider the Compliance Audit Return for the period 1st January 2021 to 31st December 2022 and a recommendation for action by the Shire of Cuballing Audit Committee.

Background

The Compliance Audit Return (CAR) is a Department of Local Government, Sport and Cultural Industries (DLGSCI) prepared check list of some of the statutory requirements for Local Governments were required to comply with in the twelve months to 31st December 2021.

Regulation 14 of the Local Government (Audit) Regulations requires that a local government's Audit Committee reviews the CAR and reports the results of that review to the Council prior to adoption by Council and submission to the DLGC.

The Statutory Compliance Audit Return is to be:

1. presented to the Audit Committee for consideration at a meeting of the Audit Committee; by Council;
2. recommended for Adoption by Council at an Audit Committee Meeting;
3. presented to the Council at a meeting of Council;
4. adopted by the Council; and
5. the adoption recorded in the minutes of the meeting at which it is adopted.

After the Compliance Audit Return has been presented to Council, a certified copy of the return, along with the relevant section of the minutes and any additional information explaining or qualifying the compliance audit is to be submitted to the Executive Director, Department of Local Government, Sport and Cultural Industries, by 31st March 2022.

Comment

The Audit Committee is to consider the CAR 2021 and make recommendations to the February 2021 Ordinary Council Meeting. The draft Compliance Audit Return 2020 is included at Attachment 9.1.5A.

The 2021 Compliance Audit Return included the following matters of non-compliance:

No	Reference	Question	Response	Comments
Delegation of Power/Duty				
8	S5.42(2)	Were all delegations to the CEO in writing?	No	The CEO was not advised in writing of the delegations to the CEO
Disclosure of Interest				
25	s5.51A(1) & (3)	Did the CEO prepare, and implement and publish an up-to-date version on the Local Government website, a code of conduct to be observed by employees of the local government?	No	The CEO did not prepare, and implement and publish an up-to-date version of the code of conduct to be observed by employees of the local government
Optional Questions				
5	S5.96A(1), (2), (3) & (4)	Did the CEO publish information on the local government's website in accordance with sections 5.96A(1), (2), (3), and (4)	No	The CEO did not publish a map of the district as per section 5.96A(1)(a)

Strategic Implications – Nil at this time

Statutory Environment

Local Government Act 1995

7.13. Regulations as to audits

(1) Regulations may make provision —

- (aa) as to the functions of the CEO and the audit committee in relation to audits carried out under this Part and reports made on those audits;
- (ab) as to the functions of audit committees, including the selection and recommendation of an auditor;
- (ac) as to the procedure to be followed in selecting an auditor;
- (ad) as to the contents of the annual report to be prepared by an audit committee;
- (ae) as to monitoring action taken in respect of any matters raised in a report by an auditor;
 - (a) with respect to matters to be included in agreements between local governments and auditors;
 - (b) for notifications and reports to be given in relation to agreements between local governments and auditors, including any variations to, or termination of such agreements;
- (ba) as to the copies of agreements between local governments and auditors being provided to the Department;
- (c) as to the manner in which an application may be made to the Minister for approval as an auditor;
- (d) in relation to approved auditors, for —
 - (i) reviews of, and reports on, the quality of audits conducted;
 - (ii) the withdrawal by the Minister of approval as an auditor;
 - (iii) applications to the State Administrative Tribunal for the review of decisions to withdraw approval;
- (e) for the exercise or performance by auditors of their powers and duties under this Part;
- (f) as to the matters to be addressed by auditors in their reports;

- (g) requiring auditors to provide the Minister with such information as to audits carried out by them under this Part as is prescribed;
 - (h) prescribing the circumstances in which an auditor is to be considered to have a conflict of interest and requiring auditors to disclose in their reports such information as to a possible conflict of interest as is prescribed;
 - (i) requiring local governments to carry out, in the prescribed manner and in a form approved by the Minister, an audit of compliance with such statutory requirements as are prescribed whether those requirements are —
 - (i) of a financial nature or not; or
 - (ii) under this Act or another written law.
- (2) Regulations may also make any provision about audit committees that may be made under section 5.25 in relation to committees.

Local Government (Audit) Regulations

13. Prescribed statutory requirements for which compliance audit needed (Act s. 7.13(1)(i))

For the purposes of section 7.13(1)(i) the statutory requirements set forth in the Table to this regulation are prescribed.

Table

Local Government Act 1995		
s. 3.57	s. 3.58(3) and (4)	s. 3.59(2), (4) and (5)
s. 5.16	s. 5.17	s. 5.18
s. 5.36(4)	s. 5.37(2) and (3)	s. 5.42
s. 5.43	s. 5.44(2)	s. 5.45(1)(b)
s. 5.46	s. 5.67	s. 5.68(2)
s. 5.70	s. 5.73	s. 5.75
s. 5.76	s. 5.77	s. 5.88
s. 5.89A	s. 5.103	s. 5.120
s. 5.121	s. 7.1A	s. 7.1B
s. 7.3	s. 7.6(3)	s. 7.9(1)
s. 7.12A		
Local Government (Administration) Regulations 1996		
r. 18A	r. 18C	r. 18E
r. 18F	r. 18G	r. 19
r. 19C	r. 19DA	r. 22
r. 23	r. 28	r. 34B
r. 34C		
Local Government (Audit) Regulations 1996		
r. 7	r. 10	
Local Government (Elections) Regulations 1997		
r. 30G		
Local Government (Functions and General) Regulations 1996		
r. 7	r. 9	r. 10
r. 11A	r. 11	r. 12
r. 14(1), (3) and (5)	r. 15	r. 16
r. 17	r. 18(1) and (4)	r. 19
r. 21	r. 22	r. 23

r. 24	r. 24AD(2), (4) and (6)	r. 24AE
r. 24AF	r. 24AG	r. 24AH(1) and (3)
r. 24AI	r. 24E	r. 24F
Local Government (Rules of Conduct) Regulations 2007		
r. 11		

14. Compliance audits by local governments

- (1) A local government is to carry out a compliance audit for the period 1 January to 31 December in each year.
- (2) After carrying out a compliance audit the local government is to prepare a compliance audit return in a form approved by the Minister.
- (3A) The local government's audit committee is to review the compliance audit return and is to report to the council the results of that review.
- (3) After the audit committee has reported to the council under subregulation (3A), the compliance audit return is to be —
 - (a) presented to the council at a meeting of the council; and
 - (b) adopted by the council; and
 - (c) recorded in the minutes of the meeting at which it is adopted.

Policy Implications – Nil

Financial Implications – Nil

Economic Implications – Nil

Social Implications – Nil

Environmental Considerations – Nil

Consultation – Nil

Options

The Committee can resolve:

1. the Officer's Recommendation; or
2. defer and seek additional information.

Voting Requirements – Simple Majority

OFFICER'S RECOMMENDATION:

On the recommendation of the Audit Committee that Council:

1. **adopts the completed Local Government Compliance Audit Return for the period 1st January 2021 to 31st December 2021 and the President and Chief Executive Officer be authorised to sign the joint certification and return to the Director General of the Department of Local Government and Communities as required; and**
2. **notes the non-compliance matters and requests that the Chief Executive Officer ensure the area of non-compliance is addressed.**



Cuballing - Compliance Audit Return 2021

Certified Copy of Return

Please submit a signed copy to the Director General of the Department of Local Government, Sport and Cultural Industries together with a copy of the relevant minutes.

Commercial Enterprises by Local Governments					
No	Reference	Question	Response	Comments	Respondent
1	s3.59(2)(a) F&G Regs 7,9,10	Has the local government prepared a business plan for each major trading undertaking that was not exempt in 2021?	N/A		Bronwyn Dew
2	s3.59(2)(b) F&G Regs 7,8A, 8, 10	Has the local government prepared a business plan for each major land transaction that was not exempt in 2021?	N/A		Bronwyn Dew
3	s3.59(2)(c) F&G Regs 7,8A, 8,10	Has the local government prepared a business plan before entering into each land transaction that was preparatory to entry into a major land transaction in 2021?	N/A		Bronwyn Dew
4	s3.59(4)	Has the local government complied with public notice and publishing requirements for each proposal to commence a major trading undertaking or enter into a major land transaction or a land transaction that is preparatory to a major land transaction for 2021?	N/A		Bronwyn Dew
5	s3.59(5)	During 2021, did the council resolve to proceed with each major land transaction or trading undertaking by absolute majority?	N/A		Bronwyn Dew



Delegation of Power/Duty						
No	Reference	Question	Response	Comments	Respondent	
1	s5.16	Were all delegations to committees resolved by absolute majority?	N/A	No delegations were made to committees	Bronwyn Dew	
2	s5.16	Were all delegations to committees in writing?	N/A		Bronwyn Dew	
3	s5.17	Were all delegations to committees within the limits specified in section 5.17?	N/A		Bronwyn Dew	
4	s5.18	Were all delegations to committees recorded in a register of delegations?	N/A		Bronwyn Dew	
5	s5.18	Has council reviewed delegations to its committees in the 2020/2021 financial year?	N/A		Bronwyn Dew	
6	s5.42(1) & s5.43 Admin Reg 18G	Did the powers and duties delegated to the CEO exclude those listed in section 5.43 of the Act?	Yes		Bronwyn Dew	
7	s5.42(1)	Were all delegations to the CEO resolved by an absolute majority?	Yes	Council Resolution 2021/064	Bronwyn Dew	
8	s5.42(2)	Were all delegations to the CEO in writing?	No		Bronwyn Dew	
9	s5.44(2)	Were all delegations by the CEO to any employee in writing?	Yes		Bronwyn Dew	
10	s5.16(3)(b) & s5.45(1)(b)	Were all decisions by the council to amend or revoke a delegation made by absolute majority?	N/A		Bronwyn Dew	
11	s5.46(1)	Has the CEO kept a register of all delegations made under Division 4 of the Act to the CEO and to employees?	Yes		Bronwyn Dew	
12	s5.46(2)	Were all delegations made under Division 4 of the Act reviewed by the delegator at least once during the 2020/2021 financial year?	Yes	Reviewed on 16/06/2021	Bronwyn Dew	
13	s5.46(3) Admin Reg 19	Did all persons exercising a delegated power or duty under the Act keep, on all occasions, a written record in accordance with Admin Reg 19?	Yes	I am not aware of any occasion where persons exercising a delegated power or duty under the Act did not keep a written record.	Bronwyn Dew	
Disclosure of Interest						
No	Reference	Question	Response	Comments	Respondent	
1	s5.67	Where a council member disclosed an interest in a matter and did not have participation approval under sections 5.68 or 5.69, did the council member ensure that they did not remain present to participate in discussion or decision making relating to the matter?	Yes		Bronwyn Dew	



No	Reference	Question	Response	Comments	Respondent
2	s5.68(2) & s5.69 (5) Admin Reg 21A	Were all decisions regarding participation approval, including the extent of participation allowed and, where relevant, the information required by Admin Reg 21A, recorded in the minutes of the relevant council or committee meeting?	N/A		Bronwyn Dew
3	s5.73	Were disclosures under section sections 5.65, 5.70 or 5.71A(3) recorded in the minutes of the meeting at which the disclosures were made?	Yes		Bronwyn Dew
4	s5.75 Admin Reg 22, Form 2	Was a primary return in the prescribed form lodged by all relevant persons within three months of their start day?	Yes		Bronwyn Dew
5	s5.76 Admin Reg 23, Form 3	Was an annual return in the prescribed form lodged by all relevant persons by 31 August 2021?	Yes		Bronwyn Dew
6	s5.77	On receipt of a primary or annual return, did the CEO, or the mayor/president, give written acknowledgment of having received the return?	Yes		Bronwyn Dew
7	s5.88(1) & (2)(a)	Did the CEO keep a register of financial interests which contained the returns lodged under sections 5.75 and 5.76?	Yes		Bronwyn Dew
8	s5.88(1) & (2)(b) Admin Reg 28	Did the CEO keep a register of financial interests which contained a record of disclosures made under sections 5.65, 5.70, 5.71 and 5.71A, in the form prescribed in Admin Reg 28?	Yes		Bronwyn Dew
9	s5.88(3)	When a person ceased to be a person required to lodge a return under sections 5.75 and 5.76, did the CEO remove from the register all returns relating to that person?	Yes		Bronwyn Dew
10	s5.88(4)	Have all returns removed from the register in accordance with section 5.88(3) been kept for a period of at least five years after the person who lodged the return(s) ceased to be a person required to lodge a return?	Yes		Bronwyn Dew
11	s5.89A(1), (2) & (3) Admin Reg 28A	Did the CEO keep a register of gifts which contained a record of disclosures made under sections 5.87A and 5.87B, in the form prescribed in Admin Reg 28A?	Yes		Bronwyn Dew
12	s5.89A(5) & (5A)	Did the CEO publish an up-to-date version of the gift register on the local government's website?	Yes		Bronwyn Dew
13	s5.89A(6)	When a person ceases to be a person who is required to make a disclosure under section 5.87A or 5.87B, did the CEO remove from the register all records relating to that person?	Yes		Bronwyn Dew



No	Reference	Question	Response	Comments	Respondent
14	s5.89A(7)	Have copies of all records removed from the register under section 5.89A (6) been kept for a period of at least five years after the person ceases to be a person required to make a disclosure?	Yes		Bronwyn Dew
15	Rules of Conduct Reg 11(1), (2) & (4)	Where a council member had an interest that could, or could reasonably be perceived to, adversely affect the impartiality of the person, did they disclose the interest in accordance with Rules of Conduct Reg 11(2)?* *Question not applicable after 2 Feb 2021	N/A		Bronwyn Dew
16	Rules of Conduct Reg 11(6)	Where a council member disclosed an interest under Rules of Conduct Reg 11(2) was the nature of the interest recorded in the minutes?*	N/A		Bronwyn Dew
		*Question not applicable after 2 Feb 2021			
17	s5.70(2) & (3)	Where an employee had an interest in any matter in respect of which the employee provided advice or a report directly to council or a committee, did that person disclose the nature and extent of that interest when giving the advice or report?	Yes		Bronwyn Dew
18	s5.71A & s5.71B (5)	Where council applied to the Minister to allow the CEO to provide advice or a report to which a disclosure under s5.71A(1) relates, did the application include details of the nature of the interest disclosed and any other information required by the Minister for the purposes of the application?	N/A		Bronwyn Dew
19	s5.71B(6) & s5.71B(7)	Was any decision made by the Minister under subsection 5.71B(6) recorded in the minutes of the council meeting at which the decision was considered?	N/A		Bronwyn Dew
20	s5.103 Admin Regs 34B & 34C	Has the local government adopted a code of conduct in accordance with Admin Regs 34B and 34C to be observed by council members, committee members and employees?*	N/A		Bronwyn Dew
		*Question not applicable after 2 Feb 2021			
21	Admin Reg 34B(5)	Has the CEO kept a register of notifiable gifts in accordance with Admin Reg 34B(5)?*	Yes		Bronwyn Dew
		*Question not applicable after 2 Feb 2021			



No	Reference	Question	Response	Comments	Respondent
22	s5.104(1)	Did the local government prepare and adopt, by absolute majority, a code of conduct to be observed by council members, committee members and candidates within 3 months of the prescribed model code of conduct coming into operation (3 February 2021)?	Yes		Bronwyn Dew
23	s5.104(3) & (4)	Did the local government adopt additional requirements in addition to the model code of conduct? If yes, does it comply with section 5.104(3) and (4)?	N/A		Bronwyn Dew
24	s5.104(7)	Did the CEO publish an up-to-date version of the adopted code of conduct on the local government's website?	Yes		Bronwyn Dew
25	s5.51A(1) & (3)	Did the CEO prepare, and implement and publish an up-to-date version on the local government's website, a code of conduct to be observed by employees of the local government?	No		Bronwyn Dew

Disposal of Property

No	Reference	Question	Response	Comments	Respondent
1	s3.58(3)	Where the local government disposed of property other than by public auction or tender, did it dispose of the property in accordance with section 3.58(3) (unless section 3.58(5) applies)?	Yes		Bronwyn Dew
2	s3.58(4)	Where the local government disposed of property under section 3.58(3), did it provide details, as prescribed by section 3.58(4), in the required local public notice for each disposal of property?	Yes		Bronwyn Dew



Elections						
No	Reference	Question	Response	Comments	Respondent	
1	Elect Regs 30G(1) & (2)	Did the CEO establish and maintain an electoral gift register and ensure that all disclosure of gifts forms completed by candidates and donors and received by the CEO were placed on the electoral gift register at the time of receipt by the CEO and in a manner that clearly identifies and distinguishes the forms relating to each candidate?	Yes		Bronwyn Dew	
2	Elect Regs 30G(3) & (4)	Did the CEO remove any disclosure of gifts forms relating to an unsuccessful candidate, or a successful candidate that completed their term of office, from the electoral gift register, and retain those forms separately for a period of at least two years?	Yes		Bronwyn Dew	
3	Elect Regs 30G(5) & (6)	Did the CEO publish an up-to-date version of the electoral gift register on the local government's official website in accordance with Elect Reg 30G(6)?	N/A	No 'disclosure of gifts' forms were received	Bronwyn Dew	



Finance					
No	Reference	Question	Response	Comments	Respondent
1	s7.1A	Has the local government established an audit committee and appointed members by absolute majority in accordance with section 7.1A of the Act?	Yes		Bronwyn Dew
2	s7.1B	Where the council delegated to its audit committee any powers or duties under Part 7 of the Act, did it do so by absolute majority?	N/A		Bronwyn Dew
3	s7.9(1)	Was the auditor's report for the financial year ended 30 June 2021 received by the local government by 31 December 2021?	Yes		Bronwyn Dew
4	s7.12A(3)	Where the local government determined that matters raised in the auditor's report prepared under s7.9 (1) of the Act required action to be taken, did the local government ensure that appropriate action was undertaken in respect of those matters?	Yes		Bronwyn Dew
5	s7.12A(4)(a) & (4)(b)	Where matters identified as significant were reported in the auditor's report, did the local government prepare a report that stated what action the local government had taken or intended to take with respect to each of those matters? Was a copy of the report given to the Minister within three months of the audit report being received by the local government?	N/A	There was no significant findings	Bronwyn Dew
6	s7.12A(5)	Within 14 days after the local government gave a report to the Minister under s7.12A(4)(b), did the CEO publish a copy of the report on the local government's official website?	N/A		Bronwyn Dew
7	Audit Reg 10(1)	Was the auditor's report for the financial year ending 30 June received by the local government within 30 days of completion of the audit?	Yes		Bronwyn Dew



Integrated Planning and Reporting					
No	Reference	Question	Response	Comments	Respondent
1	Admin Reg 19C	Has the local government adopted by absolute majority a strategic community plan? If Yes, please provide the adoption date or the date of the most recent review in the Comments section?	Yes	Adopted 20/11/2019	Bronwyn Dew
2	Admin Reg 19DA (1) & (4)	Has the local government adopted by absolute majority a corporate business plan? If Yes, please provide the adoption date or the date of the most recent review in the Comments section?	Yes	Adopted 17/06/2020	Bronwyn Dew
3	Admin Reg 19DA (2) & (3)	Does the corporate business plan comply with the requirements of Admin Reg 19DA(2) & (3)?	Yes		Bronwyn Dew

Local Government Employees					
No	Reference	Question	Response	Comments	Respondent
1	Admin Reg 18C	Did the local government approve a process to be used for the selection and appointment of the CEO before the position of CEO was advertised?	Yes		Bronwyn Dew
2	s5.36(4) & s5.37 (3) Admin Reg 18A	Were all CEO and/or senior employee vacancies advertised in accordance with Admin Reg 18A?	Yes		Bronwyn Dew
3	Admin Reg 18E	Was all information provided in applications for the position of CEO true and accurate?	Yes		Bronwyn Dew
4	Admin Reg 18F	Was the remuneration and other benefits paid to a CEO on appointment the same remuneration and benefits advertised for the position under section 5.36(4)?	N/A	There was no CEO appointed in 2021. The CEO position was advertised in 2021 but not appointed until 2022.	Bronwyn Dew
5	s5.37(2)	Did the CEO inform council of each proposal to employ or dismiss senior employee?	Yes		Bronwyn Dew
6	s5.37(2)	Where council rejected a CEO's recommendation to employ or dismiss a senior employee, did it inform the CEO of the reasons for doing so?	N/A		Bronwyn Dew



Official Conduct						
No	Reference	Question	Response	Comments	Respondent	
1	s5.120	Has the local government designated a senior employee as defined by section 5.37 to be its complaints officer?	Yes	The CEO is the complaints officer	Bronwyn Dew	
2	s5.121(1) & (2)	Has the complaints officer for the local government maintained a register of complaints which records all complaints that resulted in a finding under section 5.110(2)(a)? Does the complaints register include all information required by section 5.121(2)?	Yes	There was one complaint received in 2021	Bronwyn Dew	
3	s5.121(3)	Has the CEO published an up-to-date version of the register of the complaints on the local government's official website?	Yes		Bronwyn Dew	



Optional Questions					
No	Reference	Question	Response	Comments	Respondent
1	Financial Management Reg 5 (2)(c)	Did the CEO review the appropriateness and effectiveness of the local government's financial management systems and procedures in accordance with Financial Management Reg 5(2)(c) within the three years prior to 31 December 2021? If yes, please provide the date of council's resolution to accept the report.	Yes	17/06/2020	Bronwyn Dew
2	Audit Reg 17	Did the CEO review the appropriateness and effectiveness of the local government's systems and procedures in relation to risk management, internal control and legislative compliance in accordance with Audit Reg 17 within the three years prior to 31 December 2021? If yes, please provide date of council's resolution to accept the report.	Yes	This report was accepted by the Shire of Cuballing Audit Committee on 9/3/2020. There is no Council resolution to accept the report.	Bronwyn Dew
3	s5.87C	Where a disclosure was made under sections 5.87A or 5.87B, was the disclosure made within 10 days after receipt of the gift? Did the disclosure include the information required by section 5.87C?	N/A		Bronwyn Dew
4	s5.90A(2) & (5)	Did the local government prepare, adopt by absolute majority and publish an up-to-date version on the local government's website, a policy dealing with the attendance of council members and the CEO at events?	N/A	This policy was adopted by absolute majority on 22/7/2020	Bronwyn Dew
5	s5.96A(1), (2), (3) & (4)	Did the CEO publish information on the local government's website in accordance with sections 5.96A(1), (2), (3), and (4)?	No	The CEO did not publish a map of the district as per section 5.96A(1)(a).	Bronwyn Dew
6	s5.128(1)	Did the local government prepare and adopt (by absolute majority) a policy in relation to the continuing professional development of council members?	N/A	This policy was adopted 18/03/2020	Bronwyn Dew
7	s5.127	Did the local government prepare a report on the training completed by council members in the 2020/2021 financial year and publish it on the local government's official website by 31 July 2021?	Yes		Bronwyn Dew
8	s6.4(3)	By 30 September 2021, did the local government submit to its auditor the balanced accounts and annual financial report for the year ending 30 June 2021?	Yes		Bronwyn Dew
9	s.6.2(3)	When adopting the annual budget, did the local government take into account all its expenditure, revenue and income?	Yes		Bronwyn Dew



Tenders for Providing Goods and Services					
No	Reference	Question	Response	Comments	Respondent
1	F&G Reg 11A(1) & (3)	Did the local government comply with its current purchasing policy [adopted under F&G Reg 11A(1) & (3)] in relation to the supply of goods or services where the consideration under the contract was, or was expected to be, \$250,000 or less or worth \$250,000 or less?	Yes		Bronwyn Dew
2	s3.57 F&G Reg 11	Subject to F&G Reg 11(2), did the local government invite tenders for all contracts for the supply of goods or services where the consideration under the contract was, or was expected to be, worth more than the consideration stated in F&G Reg 11(1)?	Yes		Bronwyn Dew
3	F&G Regs 11(1), 12(2), 13, & 14(1), (3), and (4)	When regulations 11(1), 12(2) or 13 required tenders to be publicly invited, did the local government invite tenders via Statewide public notice in accordance with F&G Reg 14(3) and (4)?	Yes		Bronwyn Dew
4	F&G Reg 12	Did the local government comply with F&G Reg 12 when deciding to enter into multiple contracts rather than a single contract?	Yes		Bronwyn Dew
5	F&G Reg 14(5)	If the local government sought to vary the information supplied to tenderers, was every reasonable step taken to give each person who sought copies of the tender documents or each acceptable tenderer notice of the variation?	N/A		Bronwyn Dew
6	F&G Regs 15 & 16	Did the local government's procedure for receiving and opening tenders comply with the requirements of F&G Regs 15 and 16?	Yes		Bronwyn Dew
7	F&G Reg 17	Did the information recorded in the local government's tender register comply with the requirements of F&G Reg 17 and did the CEO make the tenders register available for public inspection and publish it on the local government's official website?	Yes		Bronwyn Dew
8	F&G Reg 18(1)	Did the local government reject any tenders that were not submitted at the place, and within the time, specified in the invitation to tender?	N/A		Bronwyn Dew
9	F&G Reg 18(4)	Were all tenders that were not rejected assessed by the local government via a written evaluation of the extent to which each tender satisfies the criteria for deciding which tender to accept?	Yes		Bronwyn Dew
10	F&G Reg 19	Did the CEO give each tenderer written notice containing particulars of the successful tender or advising that no tender was accepted?	Yes		Bronwyn Dew



No	Reference	Question	Response	Comments	Respondent
11	F&G Regs 21 & 22	Did the local government's advertising and expression of interest processes comply with the requirements of F&G Regs 21 and 22?	N/A	The Shire did not issue an EOI during 2021	Bronwyn Dew
12	F&G Reg 23(1) & (2)	Did the local government reject any expressions of interest that were not submitted at the place, and within the time, specified in the notice or that failed to comply with any other requirement specified in the notice?	N/A		Bronwyn Dew
13	F&G Reg 23(3) & (4)	Were all expressions of interest that were not rejected under F&G Reg 23 (1) & (2) assessed by the local government? Did the CEO list each person as an acceptable tenderer?	N/A		Bronwyn Dew
14	F&G Reg 24	Did the CEO give each person who submitted an expression of interest a notice in writing of the outcome in accordance with F&G Reg 24?	N/A		Bronwyn Dew
15	F&G Regs 24AD(2) & (4) and 24AE	Did the local government invite applicants for a panel of pre-qualified suppliers via Statewide public notice in accordance with F&G Reg 24AD(4) and 24AE?	N/A	The Shire does not procure goods and services from pre-qualified suppliers	Bronwyn Dew
16	F&G Reg 24AD(6)	If the local government sought to vary the information supplied to the panel, was every reasonable step taken to give each person who sought detailed information about the proposed panel or each person who submitted an application notice of the variation?	N/A		Bronwyn Dew
17	F&G Reg 24AF	Did the local government's procedure for receiving and opening applications to join a panel of pre-qualified suppliers comply with the requirements of F&G Reg 16, as if the reference in that regulation to a tender were a reference to a pre-qualified supplier panel application?	N/A		Bronwyn Dew
18	F&G Reg 24AG	Did the information recorded in the local government's tender register about panels of pre-qualified suppliers comply with the requirements of F&G Reg 24AG?	N/A		Bronwyn Dew
19	F&G Reg 24AH(1)	Did the local government reject any applications to join a panel of pre-qualified suppliers that were not submitted at the place, and within the time, specified in the invitation for applications?	N/A		Bronwyn Dew
20	F&G Reg 24AH(3)	Were all applications that were not rejected assessed by the local government via a written evaluation of the extent to which each application satisfies the criteria for deciding which application to accept?	N/A		Bronwyn Dew
21	F&G Reg 24AI	Did the CEO send each applicant written notice advising them of the outcome of their application?	N/A		Bronwyn Dew

Department of Local Government, Sport and Cultural Industries - Compliance Audit Return



Department of
Local Government, Sport
and Cultural Industries

No	Reference	Question	Response	Comments	Respondent
22	F&G Regs 24E & 24F	Where the local government gave regional price preference, did the local government comply with the requirements of F&G Regs 24E and 24F?	Yes		Bronwyn Dew

I certify this Compliance Audit Return has been adopted by council at its meeting on _____

Signed Mayor/President, Cuballing

Signed CEO, Cuballing

9.1.6 Budget Review 2021/2022

Applicant:	N/A
File Ref. No:	ADM102
Disclosure of Interest:	Nil
Date:	10 th February 2022
Author:	Bronwyn Dew
Attachments:	9.1.6A Budget Review Report

Summary

A Statement of Financial Activity incorporating year to date budget variations and forecasts to 30 June 2022 for the period ended 31 January 2022 is presented for council to consider.

Background

The Local Government (Financial Management) Regulations 1996, regulation 33A as amended, requires that Local Governments conduct a budget review between 1 January and 31 March in each financial year. A copy of the review and determination is to be provided to the Department of Local Government within 30 days of the adoption of the review.

Comment

The budget review has been prepared to include information required by the Local Government Act 1995, Local Government (Financial Management) Regulations 1996 and Australian Accounting Standards. Council adopted a 10% and a \$5,000 minimum for the reporting of material variances to be used in the statements of financial activity and the annual budget review.

These projections are estimates done to the best of the abilities of the staff involved consulting with current accounts, forecasted expenditures and current budgets. These estimates do not guarantee that the 2021/2022 projected results will match the end of year result.

Note 4 of the attached report provides an explanation for predicted variances shown in the Budget Review forecasts for this financial year.

The major variances found in the Budget Review:

- The opening surplus was \$30,666 higher than originally budgeted.
- Fire Mitigation grant income is \$16,451 under budget, this is offset by Fire Mitigation expenses being \$16,451 less than budgeted due to the works being completed at a lower cost than anticipated.
- Maintenance to fire vehicles is \$46,275 over budget, this amount can be claimed back from FESA in full.
- Administration Salaries are underbudget due to not engaging a project officer until January 2022.
- Youth Development Traineeship Grant income is \$35,000 under budget. This is offset by the expenses for the Youth Development Trainee program being \$35,000 underbudget.
- War Memorial Grant income of \$5,000 was unbudgeted.
- Grants commission income is \$10,852 less than budgeted.
- Local Roads Grant income is \$10,451 higher than budgeted.

- Private works income is lower than budgeted, due to staff time being committed to the large capital roads program. This is offset by the private works expenses being lower than budgeted.
- Parts and repairs are sitting on budget despite some major repairs for the aging plant.
- Maintenance on Streets & Roads is predicted to go over budget due to extensive repairs required after a wet winter, plus the Narrogin Wandering Road requires some urgent major culvert repairs.
- Loan for Aged Person Accommodation Units has not been drawn down so there has been no payments made for this loan, bringing loan payments underbudget.
- Staff training for the outside crew is overbudget due to engaging 3 new staff who required training.

Based on Budget Review predictions, Council is on track to meet budget with an end of year surplus of \$20,046.

Strategic Implications - Nil

Statutory Environment

Local Government (Financial Management) Regulations 1996

Part 3 Annual budget — s. 6.2

33A. Review of budget

(1) Between 1 January and 31 March in each year a local government is to carry out a review of its annual budget for that year.

(2) Within 30 days after a review of the annual budget of a local government is carried out it is to be submitted to the council.

(3) A council is to consider a review submitted to it and is to determine* whether or not to adopt the review, any parts of the review or any recommendations made in the review.

**Absolute majority required.*

(4) Within 30 days after a council has made a determination, a copy of the review and determination is to be provided to the Department.

Policy Implications - Nil

Financial Implications

Based on the end of year position expected from this Budget Review, no amendments to the 2021/2022 Budget have been recommended.

Economic Implication - Nil

Environmental Considerations - Nil

Consultation - Nil

Options

Council may resolve:

1. the Officer's Recommendation;
2. not to receive the Budget Review for 2021/2022.

Voting Requirements – Simple Majority

OFFICER'S RECOMMENDATION:

That Council adopt the Budget Review for the financial year 2021/2022 that was conducted in accordance with Regulation 33A (2) and (3) of the Local Government (Financial Management) Regulation 1996.

**SHIRE OF CUBALLING
BUDGET REVIEW REPORT
FOR THE PERIOD ENDED 31 JANUARY 2022**

**LOCAL GOVERNMENT ACT 1995
LOCAL GOVERNMENT (FINANCIAL MANAGEMENT) REGULATIONS 1996**

TABLE OF CONTENTS

Statement of Budget Review by Nature or Type	2
Statement of Budget Review by Program	3
Note 1 Basis of Preparation	4
Note 2 Summary Graphs - Budget Review	5
Note 3 Net Current Funding Position	6 - 7
Note 4 Predicted Variances	8 - 11
Note 5 Budget Amendments	12 - 13

SHIRE OF CUBALLING
STATEMENT OF BUDGET REVIEW
(NATURE OR TYPE)
FOR THE PERIOD ENDED 31 JANUARY 2022

	Note	Budget v Actual		Predicted		
		Annual Budget (a)	YTD Actual (b)	Variance Permanent (c)	Year End (a)+(c)	
		\$	\$	\$	\$	
OPERATING ACTIVITIES						
Net current assets at start of financial year	4.5.2	1,904,205	1,934,871	30,666	1,934,871	▲
Revenue from operating activities (excluding rates)						
Operating grants, subsidies and contributions	4.1.3	702,067	411,612	(32,051)	670,016	▼
Profit on asset disposals	4.1.1	0	0	0	0	
Fees and charges	4.1.2	143,279	132,125	73	143,352	▲
Interest earnings	4.1.4	10,575	3,567	(2,862)	7,713	▼
Other revenue	4.1.5	45,751	32,830	597	46,348	▲
		901,671	580,134	(34,243)	867,428	
Expenditure from operating activities						
Employee costs	4.2.1	(1,027,922)	(616,702)	(15,450)	(1,043,372)	▲
Materials and contracts	4.2.2	(865,829)	(634,692)	(70,982)	(936,811)	▲
Utility charges	4.2.3	(62,565)	(33,130)	2,532	(60,033)	▼
Depreciation on non-current assets	4.2.4	(2,060,628)	(1,198,440)	22,508	(2,038,120)	▼
Interest expenses	4.2.5	(23,708)	(1,863)	11,935	(11,773)	▼
Insurance expenses	4.2.6	(159,902)	(143,575)	7,820	(152,082)	▼
Loss on asset disposals	4.2.7	(42,073)	(12,633)	0	(42,073)	
Other expenditure	4.2.8	(59,245)	(31,438)	1,586	(57,659)	▼
		(4,301,871)	(2,672,471)	(40,051)	(4,341,922)	
Non-cash amounts excluded from operating activities	4.5.3	2,102,701	1,211,072	(22,508)	2,080,193	▼
Amount attributable to operating activities		606,707	1,053,606	(66,136)	540,570	
INVESTING ACTIVITIES						
Non-operating grants, subsidies and contributions	0	2,360,758	405,530	0	2,360,758	
Purchase land held for resale	4.4.1	0	0	0	0	
Purchase land and buildings	4.4.2	(2,549,561)	(414,249)	30,683	(2,518,878)	▼
Purchase plant and equipment	4.4.3	(486,000)	(363,463)	6,537	(479,463)	▼
Purchase furniture and equipment	4.4.4	0	0	0	0	
Purchase and construction of infrastructure - roads	4.4.5	(2,190,879)	(282,640)	(16,264)	(2,207,143)	▲
Purchase and construction of infrastructure - other	4.4.6	(127,286)	(85,118)	0	(127,286)	
Proceeds from disposal of assets	4.3.2	115,000	26,518	0	115,000	
Amount attributable to investing activities		(2,877,969)	(713,422)	20,956	(2,857,012)	
FINANCING ACTIVITIES						
Repayment of borrowings	4.4.7	(77,812)	(29,365)	0	(77,812)	
Proceeds from new borrowings	4.3.3	850,000	0	0	850,000	
Transfers to cash backed reserves	4.5.10	(93,911)	(83,189)	0	(93,911)	
Transfers from cash backed reserves	4.3.4	353,507	83,139	(6,537)	346,970	▲
Amount attributable to financing activities		1,031,784	(29,415)	(6,537)	1,025,247	
Budget deficiency before general rates		(1,239,478)	310,769	(51,717)	(1,291,195)	
Estimated amount to be raised from general rates		1,241,412	1,293,572	69,828	1,311,240	▲
Closing funding surplus(deficit)	2	1,935	1,604,340	18,111	20,046	

**SHIRE OF CUBALLING
STATEMENT OF BUDGET REVIEW
(STATUTORY REPORTING PROGRAM)
FOR THE PERIOD ENDED 31 JANUARY 2022**

	Note	Budget v Actual		Predicted		Material Variance
		Adopted Annual Budget (a)	YTD Actual (b)	Variance Permanent (c)	Year End (a)+(c)	
OPERATING ACTIVITIES		\$	\$	\$	\$	
Net current assets at start of financial year	4.5.2	1,904,205	1,934,871	30,666	1,934,871	▲
Revenue from operating activities (excluding rates)						
General purpose funding		298,565	148,303	(8,714)	289,851	▼
Governance		44,950	14,912	(26,956)	17,994	▼
Law, order, public safety		133,112	97,126	(7,194)	125,918	▼
Health		800	731	0	800	
Education and welfare		2,500	0	(2,500)	0	▼
Housing		0	0	0	0	
Community amenities		75,516	80,640	2,139	77,655	▲
Recreation and culture		12,773	9,223	0	12,773	
Transport		249,755	185,859	15,822	265,577	▲
Economic services		38,700	14,095	(7,437)	31,263	▼
Other property and services		45,000	29,246	597	45,597	▲
		901,671	580,134	(34,243)	867,428	
Expenditure from operating activities						
General purpose funding		(88,500)	(43,603)	0	(88,500)	
Governance		(138,957)	(146,534)	37,512	(101,445)	▼
Law, order, public safety		(298,263)	(234,773)	(29,824)	(328,087)	▲
Health		(45,907)	(24,447)	0	(45,907)	
Education and welfare		(45,708)	(10,495)	14,435	(31,273)	▼
Housing		(40,711)	(15,451)		(40,711)	
Community amenities		(353,068)	(172,560)	22,933	(330,135)	▼
Recreation and culture		(378,844)	(233,328)	23,176	(355,668)	▼
Transport		(2,715,046)	(1,624,131)	(88,200)	(2,803,246)	▲
Economic services		(162,367)	(89,132)	12,170	(150,197)	▼
Other property and services		(34,500)	(78,017)	(32,253)	(66,753)	▲
		(4,301,871)	(2,672,471)	(40,051)	(4,341,922)	
Non-cash amounts excluded from operating activities	4.5.3	2,102,701	1,211,072	(22,508)	2,080,193	▼
Amount attributable to operating activities		606,706	1,053,606	(66,136)	540,570	
INVESTING ACTIVITIES						
Non-operating grants, subsidies and contributions		2,360,758	405,530	0	2,360,758	
Purchase land held for resale	4.4.1	0	0	0	0	
Purchase land and buildings	4.4.2	(2,549,561)	(414,249)	30,683	(2,518,878)	▼
Purchase plant and equipment	4.4.3	(486,000)	(363,463)	6,537	(479,463)	▼
Purchase furniture and equipment	4.4.4	0	0	0	0	
Purchase and construction of infrastructure - roads	4.4.5	(2,190,879)	(282,640)	(16,264)	(2,207,143)	▲
Purchase and construction of infrastructure - other	4.4.6	(127,286)	(85,118)	0	(127,286)	
Proceeds from disposal of assets	4.3.2	115,000	26,518	0	115,000	
Amount attributable to investing activities		(2,877,968)	(713,422)	20,956	(2,857,012)	
FINANCING ACTIVITIES						
Repayment of borrowings	4.4.7	(77,812)	(29,365)	0	(77,812)	
Proceeds from new borrowings	4.3.3	850,000	0	0	850,000	
Transfers to cash backed reserves	4.5.10	(93,911)	(83,189)	0	(93,911)	
Transfers from cash backed reserves	4.3.4	353,507	83,139	(6,537)	346,970	▼
Amount attributable to financing activities		1,031,784	(29,415)	(6,537)	1,025,247	
Budget deficiency before general rates		(1,239,478)	310,769	(51,717)	(1,291,195)	
Estimated amount to be raised from general rates		1,241,412	1,293,572	69,828	1,311,240	
Closing Funding Surplus(Deficit)	2	1,934	1,604,340	18,111	20,046	▲

SHIRE OF CUBALLING
NOTES TO AND FORMING PART OF THE BUDGET REVIEW REPORT
FOR THE PERIOD ENDED 31 JANUARY 2022

1. BASIS OF PREPARATION

The budget review report has been prepared in accordance with applicable Australian Accounting Standards (as they apply to local government and not-for-profit entities), Australian Accounting Interpretations, other authoritative pronouncements of the Australian Accounting Standards Board, the Local Government Act 1995 and accompanying regulations. Material accounting policies which have been adopted in the preparation of this budget review report are presented below and have been consistently applied unless stated otherwise.

The report has been prepared on the accrual basis and is based on historical costs, modified, where applicable, by the measurement at fair value of selected non-current assets, financial assets and liabilities.

THE LOCAL GOVERNMENT REPORTING ENTITY

All funds through which the Shire of Cuballing controls resources to carry on its functions have been included in the financial statements forming part of this budget review.

In the process of reporting on the local government as a single unit, all transactions and balances between those Funds (for example, loans and transfers between Funds) have been eliminated.

CRITICAL ACCOUNTING ESTIMATES

The preparation of a financial report in conformity with Australian Accounting Standards requires management to make judgements, estimates and assumptions that effect the application of policies and reported amounts of assets and liabilities, income and expenses.

The estimates and associated assumptions are based on historical experience and various other factors that are believed to be reasonable under the circumstances; the results of which form the basis of making the judgements about carrying values of assets and liabilities that are not readily apparent from other sources. Actual results may differ from these estimates.

2021-22 ACTUAL BALANCES

Balances shown in this budget review report as 2021-22 Actual are as forecast at the time of budget review preparation and are subject to final adjustments.

ROUNDING OFF FIGURES

All figures shown in this budget review report are rounded to the nearest dollar.

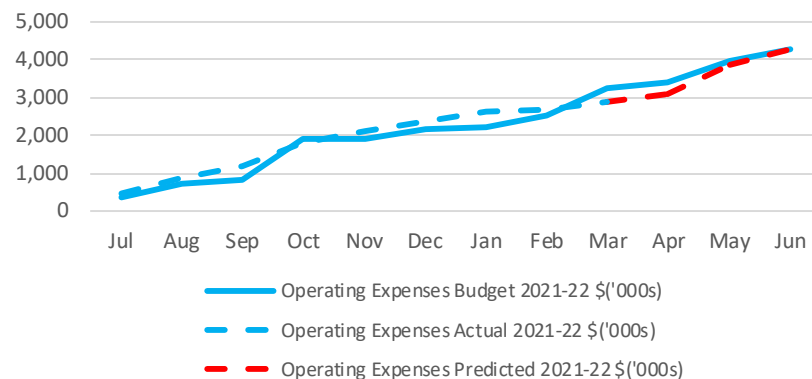
BUDGET COMPARATIVE FIGURES

Unless otherwise stated, the budget comparative figures shown in this budget review report relate to the original budget estimate for the relevant item of disclosure.

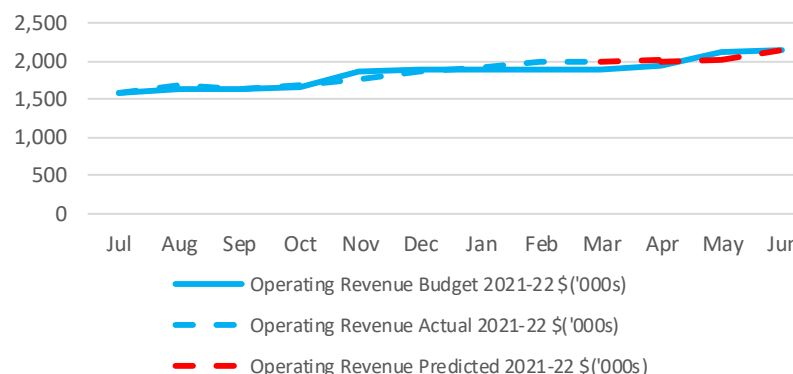
**SHIRE OF CUBALLING
SUMMARY GRAPHS - BUDGET REVIEW
FOR THE PERIOD ENDED 31 JANUARY 2022**

2. SUMMARY GRAPHS - BUDGET REVIEW

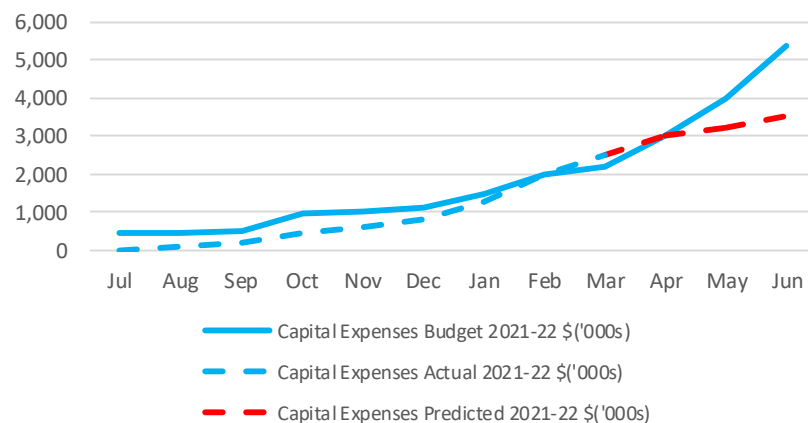
Operating Expenses



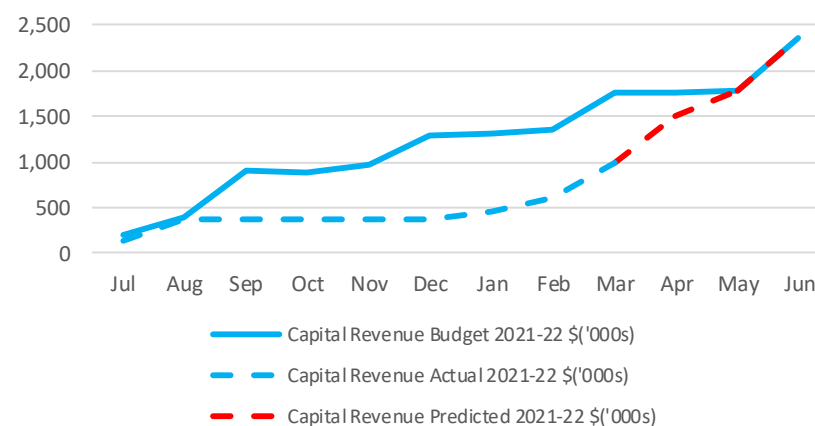
Operating Revenue



Capital Expenditure



Capital Revenue



This information is to be read in conjunction with the accompanying financial statements and notes.

SHIRE OF CUBALLING
NOTES TO THE BUDGET REVIEW REPORT
FOR THE PERIOD ENDED 31 JANUARY 2022

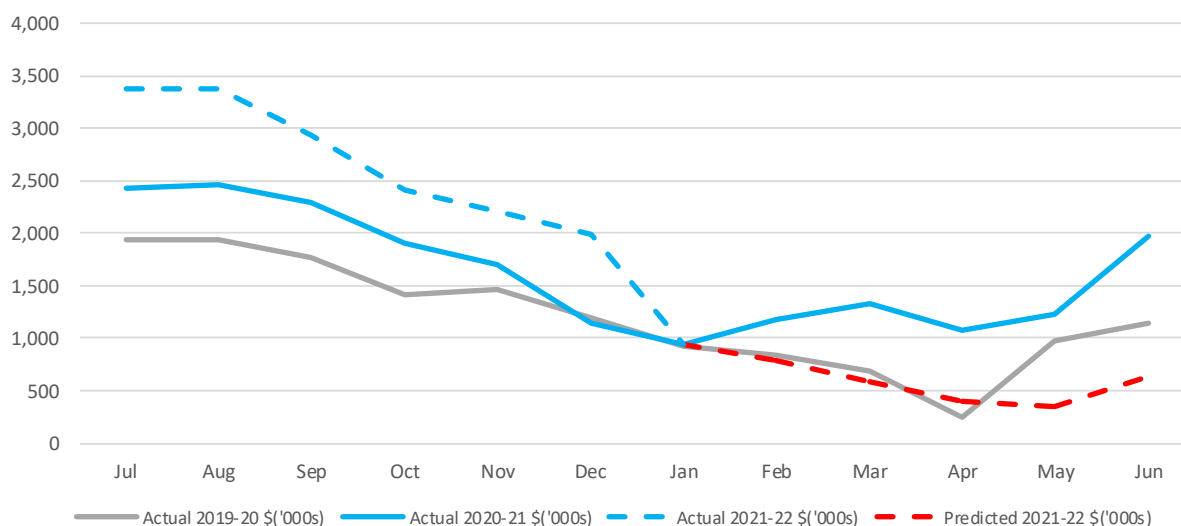
3. NET CURRENT FUNDING POSTION

	Last Years Closing Jun-21	This Time Last Year Jan-21	Year to Date Actual Jan-22
	\$	\$	\$
Current assets			
Cash unrestricted	1,831,039	794,098	1,624,424
Cash restricted	1,076,895	1,321,346	1,076,945
Receivables - rates and rubbish	122,255	142,029	194,258
Receivables - other	92,407	20,570	109,575
Inventories	5,613	6,061	5,613
	3,128,210	2,284,105	3,010,814
Less: current liabilities			
Payables	(116,110)	(26,657)	(262,702)
ATO Payables	0	0	(62,846)
Provisions - employee	(260,765)	(196,543)	(260,765)
Long term borrowings	(44,358)	(25,280)	(14,992)
Bonds & deposits	(334)	(4,371)	(3,982)
	(421,566)	(252,851)	(605,287)
Adjustments and exclusions permitted by FM Reg 32			
Less: Cash reserves	(1,076,895)	(1,321,346)	(1,076,945)
Add: Provisions - employee	260,765	196,543	260,765
Add: Long term borrowings	44,358	25,280	14,992
	1,934,871	931,732	1,604,341
Net current funding position	1,934,871	931,732	1,604,341

3A. NET CURRENT FUNDING POSTION - AMOUNTS EXCLUDED FROM OPERATING ACTIVITIES

	YTD Actual	
	\$	
Depreciation on non-current assets	2,060,628	1,198,440
Loss on asset disposals	42,073	12,633
Profit on asset disposals	0	0
Non-cash amounts excluded from operating activities	2,102,701	1,211,072

Liquidity Over the Year



**SHIRE OF CUBALLING
NOTES TO THE BUDGET REVIEW REPORT
FOR THE PERIOD ENDED 31 JANUARY 2022**

3. COMMENTS/NOTES - NET CURRENT FUNDING POSITION (CONTINUED)

SIGNIFICANT ACCOUNTING POLICIES

CASH AND CASH EQUIVALENTS

Cash and cash equivalents include cash on hand, cash at bank, deposits available on demand with banks, other short term highly liquid investments that are readily convertible to known amounts of cash and which are subject to an insignificant risk of changes in value and bank overdrafts.

Bank overdrafts are shown as short term borrowings in current liabilities in Note 2 Net Current Assets of the budget.

TRADE AND OTHER RECEIVABLES

Trade and other receivables include amounts due from ratepayers for unpaid rates and service charges and other amounts due from third parties for goods sold and services performed in the ordinary course of business.

Receivables expected to be collected within 12 months of the end of the reporting period are classified as current assets. All other

Collectability of trade and other receivables is reviewed on an ongoing basis. Debts that are known to be uncollectible are written off when identified. An allowance for doubtful debts is raised when there is objective evidence that they will not be collectible.

INVENTORIES

General

Inventories are measured at the lower of cost and net realisable value.

Net realisable value is the estimated selling price in the ordinary course of business less the estimated costs of completion and the estimated costs necessary to make the sale.

CURRENT AND NON-CURRENT CLASSIFICATION

In the determination of whether an asset or liability is current or non-current, consideration is given to the time when each asset or liability is expected to be settled. The asset or liability is classified as current if it is expected to be settled within the next 12 months, being the Shire of Cuballing's operational cycle. In the case of liabilities where the Shire of Cuballing does not have the unconditional right to defer settlement beyond 12 months, such as vested long service leave, the liability is classified as current even if not expected to be settled within the next 12 months. Inventories held for trading are classified as current even if not expected to be realised in the next 12 months except for land held for sale where it is held as non-current based on the Shire of Cuballing's intentions to release for sale.

LOANS AND RECEIVABLES

Loans and receivables are non-derivative financial assets with fixed or determinable payments that are not quoted in an active market and are subsequently measured at amortised cost. Gains or losses are recognised in profit or loss. Loans and receivables are included in current assets where they are expected to mature within 12 months after the end of the reporting period.

TRADE AND OTHER PAYABLES

Trade and other payables represent liabilities for goods and services

financial year that are unpaid and arise when the Shire of Cuballing becomes obliged to make future payments in respect of the purchase of these goods and services. The amounts are unsecured, are recognised as a current liability and are normally paid within 30 days of recognition.

EMPLOYEE BENEFITS

Short-Term Employee Benefits

Benefits (other than termination benefits) that are expected to be settled wholly before 12 months after the end of the annual reporting period in which the employees render the related service, including wages, salaries and sick leave. Short-term employee benefits are measured at the (undiscounted) amounts expected to be paid when the obligation is settled.

The Shire of Cuballing's obligations for short-term employee benefits such as wages, salaries and sick leave are recognised as a part of current of financial trade and other payables in the statement position. Shire of Cuballing's obligations for employees' annual leave and long service leave entitlements are recognised as provisions in the statement of financial position.

PROVISIONS

Provisions are recognised when the Shire of Cuballing has a legal or constructive obligation, as a result of past events, for which it is probable that an outflow of economic benefits will result and that outflow can be reliably measured.

Provisions are measured using the best estimate of the amounts required to settle the obligation at the end of the reporting period.

RATES, GRANTS, DONATIONS AND OTHER CONTRIBUTIONS

Rates, grants, donations and other contributions are recognised as revenues when the Shire of Cuballing obtains control over the assets comprising the contributions.

Control over assets acquired from rates is obtained at the commencement of the rating period or, where earlier, upon receipt of the rates.

SHIRE OF CUBALLING
NOTES TO THE REVIEW OF THE ANNUAL BUDGET
FOR THE PERIOD ENDED 31 JANUARY 2022

4. PREDICTED VARIANCES

Comments/Reason for Variance	Variance \$ <u>Permanent</u>
4.1 OPERATING REVENUE (EXCLUDING RATES)	
4.1.1 PROFIT ON ASSET DISPOSAL	
No Material Variance	0
4.1.2 FEES AND CHARGES	
Sale of Scrap	5,371
Standpipe charges	(7,437)
Cemetery Charges	2,139
4.1.3 GRANTS, SUBSIDIES AND CONTRIBUTIONS	
Town Centre Grant - War Memorial	5,000
Youth Development Traineeship funding	(35,000)
Contributions and Reimbursements	8,044
Financial Assistance Grants - Roads Component	10,451
Fire Prevention Grants	9,257
Fire Mitigation Grants	(16,451)
Grants Commission	(10,852)
Aged & disabled - Senior Citizens Grant	(2,500)
4.1.4 INTEREST EARNINGS	
General Interest	0
Interest on Reserves	(2,862)
4.1.5 OTHER REVENUE	
Private Works	597
4.2 OPERATING EXPENSES	
4.2.1 EMPLOYEE COSTS	
Admin Salaries & Wages	27,425
Administration Superannuation & Related Costs	11,009
Staff Training - Outside Crew	(38,404)
Halls Maintenance	16,772
Street & Roads Maintenance	(50,000)
Tip Maintenance Costs	15,499
Popanyinning Public Toilets	4,845
Cemetery Maintenance	(2,596)

4.2.2 MATERIAL AND CONTRACTS	
Printing & Stationary	1,770
Sanitation Costs	10,023
Bank Fees	1,165
Aged & Disabled - Senior Citizens	2,500
Noxious Weeds Spraying	3,451
Tourism & Area Promotion	6,187
Tyres & Tubes	6,817
Parts & Repairs	(29,055)
Recreation Maintenance	5,984
Streets & Roads Maintenance	(50,000)
Maintenance of Fire Vehicles	(46,275)
Fire Mitigations Works	16,451
4.2.3 UTILITY CHARGES	
Standpipe Costs	2,532
4.2.4 DEPRECIATION (NON CURRENT ASSETS)	
Governance	340
Community Amenities	(4,838)
Recreation & Culture	420
Transport	11,800
Other Property & Services	14,786
4.2.5 INTEREST EXPENSES	
Interest on Aged Accommodation Units - Loan not drawn down	11,935
4.2.6 INSURANCE EXPENSES	
Insurance - Administration	(1,197)
Insurance - Works	9,017
4.2.7 LOSS ON ASSET DISPOSAL	
No Material Variance	0
4.2.8 OTHER EXPENDITURE	
Members - Training & Conferences	(3,000)
Private Works	4,586
4.3 CAPITAL REVENUE	
4.3.1 GRANTS, SUBSIDIES AND CONTRIBUTIONS	
No Material Variance	0
4.3.2 PROCEEDS FROM DISPOSAL OF ASSETS	
No Material Variance	0
4.3.3 PROCEEDS FROM NEW DEBENTURES	
No Material Variance	0
4.3.4 TRANSFER FROM RESERVES (RESTRICTED ASSETS)	
No Material Variance	0
4.4 CAPITAL EXPENSES	
4.4.1 LAND HELD FOR RESALE	
No Material Variance	0
4.4.2 LAND AND BUILDINGS	
No Material Variance	30,683
4.4.3 PLANT AND EQUIPMENT	
Road Plant Purchases	6,537
4.4.4 FURNITURE AND EQUIPMENT	
No Material Variance	0
4.4.5 INFRASTRUCTURE ASSETS - ROADS	
No Material Variance	(16,264)
4.4.6 INFRASTRUCTURE ASSETS - OTHER	
4.4.7 REPAYMENT OF DEBENTURES	
No Material Variance	0

4.5 OTHER ITEMS**4.5.10 TRANSFER TO RESERVES (RESTRICTED ASSETS)**

No Material Variance

4.5.11 TRANSFER FROM RESERVES (RESTRICTED ASSETS)

Road Plant Purchases (6,537)

4.5.1 RATE REVENUE

0

Increase to Rates Income

69,828

4.5.2 OPENING FUNDING SURPLUS (DEFICIT)

During the compilation of the annual financial statements, amendments resulted in a permanent

30,666

4.5.3 NON-CASH WRITE BACKS

Depreciation

(22,508)

Total Predicted Variances as per Annual Budget Review

18,111

SHIRE OF CUBALLING
NOTES TO THE BUDGET REVIEW REPORT
FOR THE PERIOD ENDED 31 JANUARY 2022

5. BUDGET AMENDMENTS

GL Acc	Program	Description	Council Resolution	Classification	Non Cash Adjustments	Increase in Available Cash	Decrease in Available Cash	Amended Budget Running Balance
					\$	\$	\$	\$
		Budget Adoption						1,904,205
		Opening Surplus (Deficit)		Opening Surplus (Deficit)			30,666	1,934,871
1031680	General Purpose Funding	Rates Discount		Operating Expenses				1,934,871
1032000	General Purpose Funding	Income - Grants Commission		Operating Revenue			(10,852)	1,924,019
1032020	General Purpose Funding	Interest Received - Reserves Account		Operating Revenue			(2,862)	1,921,157
1032060	General Purpose Funding	War Memorial Grant Income		Operating Revenue		5,000		1,926,157
1041010	Governance	Members - Training & Conferences		Operating Expenses			(3,000)	1,923,157
1042310	Governance	Printing & Stationery		Operating Expenses		1,770		1,924,927
1042350	Governance	Admin Salaries & Wages		Operating Expenses		27,425		1,952,352
1042360	Governance	Administration Superannuation		Operating Expenses		11,009		1,963,361
1042380	Governance	Insurance Administration		Operating Expenses			(1,197)	1,962,164
1042510	Governance	Contributions and Reimbursements		Operating Revenue		8,044		1,970,208
1042540	Governance	Youth Development Traineeship funding		Operating Revenue			(35,000)	1,935,208
1042980	Governance	Bank Fees		Operating Expenses		1,165		1,936,373
105150	Law , Order & Public Safety	Fire Prevention Grants		Operating Revenue		9,257		1,945,630
1051550	Law , Order & Public Safety	Fire Mitigation Grants		Operating Revenue			(16,451)	1,929,179
1051150	Law , Order & Public Safety	Fire Mitigation Works		Operating Expenses		16,451		1,945,630
1051010	Law , Order & Public Safety	Maintenance of Fire Vehicles		Operating Expenses			(46,275)	1,899,355
1084020	Education & Welfare	Aged & disabled - Senior Citizens Grant		Operating Revenue			(2,500)	1,896,855
1084000	Education & Welfare	Aged & disabled - Senior Citizens Expenses		Operating Expenses		2,500		1,899,355
1121020	Education & Welfare	Loan Interest on Aged Accommodation Units		Operating Expenses		11,935		1,911,290
1101050	Community Amenities	Tip Maintenance Costs		Operating Expenses		15,499		1,926,789
1101000	Community Amenities	Household Refuse		Operating Expenses		10,023		1,936,812
1107500	Community Amenities	Cemetery Charges		Operating Revenue		2,139		1,938,951
1107050	Community Amenities	Maintenance - Popanyinning Public Toilets		Operating Expenses		4,845		1,943,796
1107150	Community Amenities	Cemetery Maintenance		Operating Expenses			(2,596)	1,941,200
1110100	Recreation & Culture	Maintenance of Halls		Operating Expenses		16,772		1,957,972
1111250	Recreation & Culture	Maintenance - Recreation		Operating Expenses		5,984		1,963,956
1121770	Transport	Sale of Scrap		Operating Revenue		5,371		1,969,327
1121850	Transport	Local Roads Grant		Operating Revenue		10,451		1,979,778
1122050	Transport	Maintenance on street & roads		Operating Expenses			(100,000)	1,879,778
1134100	Economic Services	Stand Pipe Costs		Operating Expenses		2,532		1,882,310
1131000	Economic Services	Noxious Weeds		Operating Expenses		3,451		1,885,761

Attachment 9.1.6A

1134550	Economic Services	Standpipe charges (income)	Operating Revenue		(7,437)	1,878,324
1132020	Economic Services	Tourism & Area Promotion	Operating Expenses	6,187		1,884,511
1141050	Other Property & Services	Private Works	Operating Expenses	4,586		1,889,097
1141500	Other Property & Services	Private Works	Operating Revenue	597		1,889,694
1142250	Other Property & Services	Staff Training - Outside Crew	Operating Expenses		(38,404)	1,851,290
1142370	Other Property & Services	Insurance on Works	Operating Expenses	9,017		1,860,307
1143100	Other Property & Services	Tyres & Tubes	Operating Expenses	6,817		1,867,124
1143200	Other Property & Services	Parts & Repairs	Operating Expenses		(29,055)	1,838,069
1142350	Capital Projects		Operating Expenses	37,220	(16,264)	1,859,025
1042990	Governance	Depreciation	Non Cash Item			1,859,025
1107990	Community Amenities	Depreciation	Non Cash Item			1,859,025
1110990	Recreation & Culture	Depreciation	Non Cash Item			1,859,025
1122990	Transport	Depreciation	Non Cash Item			1,859,025
1143520	Other Property & Services	Depreciation	Non Cash Item			1,859,025
1143990	Other Property & Services	Depreciation	Non Cash Item			1,859,025
	Rates	Increase to Rates Income		69,828		1,928,853
1701020	Equity	Transfer (to)/from reserves	Capital Revenue	0	(6,537)	1,922,316
Amended Budget Cash Position as per Council Resolution				0	305,875	(287,764)
						1,922,316

9.2 CHIEF EXECUTIVE OFFICER:

9.2.1 Application for Telecommunications Infrastructure – Lot 10060 (No. 1395) Cuballing East Road, Commodine

Location:	Lot 10060 on Deposited Plan 83924 (No. 1395) Cuballing East Road, Commodine
Applicant:	Crisp Wireless Pty Ltd on behalf of A & P Grieve
File Ref. No:	A355
Disclosure of Interest:	Nil
Date:	4 th February 2022
Author:	Bronwyn Dew
Attachments	9.2.1A Application from Land Owner 9.2.1B Application from Crisp Wireless 9.2.1C Plan showing lots owned by landowner 9.2.1D Neighbour support

Summary

A Development Application, seeking approval for a telecommunications infrastructure at Lot 10060 Cuballing East Road, is recommended for conditional approval.

Background

The applicant seeks development approval for proposed new telecommunications infrastructure, a 30 metre high tower with an associated communications hut, to improve telecommunication coverage and access to enhanced services for Commodine. Details submitted by the applicant are set out in Attachment 9.2.1A.

The site's location is outlined in Attachment 9.2.1B which is approximately 16 kilometres east of the Cuballing townsite. The application site is 125.6 hectares in area.

The landowner owns a number of adjoining titles as outlined in Attachment 9.2.1C. The only close neighbour is Steve Sexton (owns land to the west) who raises no objection to the Development Application – see Attachment 9.2.1D. Given this, no other consultation was undertaken or considered necessary on this Development Application.

The property is zoned 'General Agriculture' and the telecommunication infrastructure is within a bushfire prone area at <https://maps.slip.wa.gov.au/landgate/bushfireprone/>.

Comment

Following assessment against the planning framework, it is recommended that Council approve the Development Application subject to conditions. It is noted, for instance, that:

- There are no significant environmental, cultural heritage or social impacts;
- The nearest residence is located hundreds of metres from the telecommunication infrastructure;
- The Development Application complies with *State Planning Policy 5.2 Telecommunications Infrastructure*; and
- The required mobile telecommunication service provided by this proposed infrastructure is important to the Commodine community.

While noting the above:

- The proposed telecommunication infrastructure will have some localised visual impacts;

- The benefits of reducing risk to life and property are considered greater than the telecommunication infrastructure being constructed in a bushfire prone area; and
- It is suggested the development approval includes a condition requiring establishment and maintenance of an asset protection zone (low fuel area) around the telecommunication infrastructure and includes an advice note that the infrastructure is located in a bush fire prone area.

Strategic Implications

The Development Application aligns with the Strategic Community Plan which seeks to improve all forms of communication within the Shire.

Statutory Environment

The planning framework is extensive relating to telecommunication facilities and this Development Application including:

- *Telecommunications Act 1997;*
- *Planning and Development Act 2005;*
- *Planning and Development (Local Planning Schemes) Regulations 2015;*
- *State Planning Policy 2.5 Rural Planning;*
- *State Planning Policy 5.2 Telecommunications Infrastructure;*
- *Shire of Cuballing Local Planning Scheme No. 2 - the site is zoned 'General Agriculture' with telecommunications infrastructure a 'D' (discretionary) use in this zone;*
- *Shire of Cuballing Local Planning Strategy;* and
- The site is classified as a Bush Fire Prone Area.

Policy Implications - Nil

Financial Implications - Nil

Economic Implications - Nil

Social Implications - Nil

Environmental Considerations – Nil

Consultation

The adjoining nearby neighbour, closest to the telecommunication infrastructure. raises no objection to the Development Application.

Options

The Council can:

1. Approve the Development Application with no conditions;
2. Approve the Development Application with conditions;
3. Refuse the Development Application (giving reasons); or
4. Defer and request additional information.

Voting Requirements - Simple Majority

OFFICER'S RECOMMENDATION:

That Council approve the Development Application for telecommunications infrastructure at Lot 10060 on Deposited Plan 83924 (No. 1395) Cuballing East Road, Commodine, subject to the following conditions:

- 1. The development hereby approved must be carried out in accordance with the plans submitted with the application, addressing all conditions, or otherwise amended by the local government and shown on the approved plan and these shall not be altered and/or modified without the prior knowledge and written consent of the local government.**
- 2. This development approval shall lapse and be of no further effect if the development hereby permitted has not been substantially commenced within 2 years of the date hereof. Where the Development Approval has lapsed, no further development is to be carried out.**
- 3. Any lighting devices are to be positioned and shielded so as not to cause any direct, reflected or incidental light to encroach beyond the property boundaries, in accordance with Australian Standard AS4282/1997.**
- 4. The operator/owner establishes an asset protection zone around the telecommunication infrastructure prior to the infrastructure being operational, which is then suitably maintained to the satisfaction of the local government.**

Advice

- A) All operations must be carried out in accordance with the separate requirements of the Australian Communications and Media Authority and Australian Radiation Protection and Nuclear Safety Agency pertaining (but not limited) to electromagnetic energy.**
- B) The proposed telecommunication infrastructure is located in a Bush Fire Prone Area as set out at <https://maps.slip.wa.gov.au/landgate/bushfireprone/>.**
- C) If the applicant is aggrieved by this determination there is a right of review by the State Administrative Tribunal in accordance with the *Planning and Development Act 2005* Part 14. An application must be made within 28 days of the determination.**

APPLICATION FOR DEVELOPMENT APPROVAL

Owner Details		
Name: Andrew Phillip Grieve & Melissa Grieve (Fairholme Holdings)		
ABN (if applicable): 19 255 192 748		
Address: 1395 Noels Road, Cuballing WA Postcode: 6311		
Phone: Work: Home: 0419902356 Mobile: 0429 836 041	Fax:	Email: grieveam@westnet.com.au
Contact person for correspondence: Andrew Grieve		
Signature: 		Date: 6.1.2022
Signature: 		Date: 6.1.2022
<i>The signature of the owner(s) is required on all applications. This application will not proceed without that signature. For the purposes of signing this application an owner includes the persons referred to in the Planning and Development (Local Planning Schemes) Regulations 2015 Schedule 2 clause 62(2).</i>		
Applicant Details (if different from owner)		
Name: Crisp Wireless Pty Ltd		
Address: Suite 4, Paringa Centre 2 Williams Road, Narrogin WA (PO Box 1004 Narrogin WA) Postcode: 6312		
Phone: Work: 08 6809 2100 Home: Mobile:	Fax:	Email: lballard@crispwireless.com.au
Contact person for correspondence: Leigh Ballard		
The information and plans provided with this application may be made available by the local government for public viewing in connection with the application. <input checked="" type="checkbox"/> Yes <input type="checkbox"/> No		
Signature: 		Date: 06/01/2022

Property Details		
Lot No: 10060	House/Street No:	Location No:
Diagram or Plan No: DP83924	Certificate of Title Vol. No: 1558	Folio: 750
Title encumbrances (e.g. easements, restrictive covenants):		
Street name: Cuballing East Road	Suburb: Cuballing	
Nearest street intersection: Pauley Road, Cuballing		
Proposed Development		
Nature of development: <input type="checkbox"/> Works <input type="checkbox"/> Use <input checked="" type="checkbox"/> Works and use		
Is an exemption from development claimed for part of the development? <input type="checkbox"/> Yes <input checked="" type="checkbox"/> No If yes, is the exemption for: <input type="checkbox"/> Works <input type="checkbox"/> Use		
Description of proposed works and/or land use: Communication Repeater Point		
Description of exemption claimed (if relevant): Nil		
Nature of any existing buildings and/or land use: General Farming		
Approximate cost of proposed development: \$20,000		
Estimated time of completion: 4-6 weeks		
<i>OFFICE USE ONLY</i>		
Acceptance Officer's initials:	Date received:	
Local government reference No:		



Planning Approval

Prepared for: Shire of Cuballing
Attention:
Date: 20/01/2022
Location: 1395 Cuballing East Road, Commodine WA 6311

Commercial in Confidence



Vision Statement

To be the first choice for broadband internet in regional Western Australia by providing first class infrastructure with a consistent focus on excellent customer service and ongoing regional community consultation to ensure our program meets the needs of country WA.

Background

CRISP Wireless is a Network owner/operator licensee for Wireless Broadband services in Western Australia.

We provide a unique telecommunications solution that utilises Point to Point secured wireless connectivity between sites as well as community wireless services and subscriber broadband.



Quality Information

Prepared for:

RCP-R1-115-H Tower site

Prepared by:

CRISP Wireless Pty Ltd

Address: PO Box 1004, Narrogin WA 6312

Email: lballard@crispwireless.com.au

Document number:

Revision	Revision Date	Details	Authorization		
			Prepared By	Reviewed By	Authorised By
A	14/12/2021	Proposal	Leigh Ballard	Jeremy Devenish	Leigh Ballard

Revision History:

Proposal

CRISP Wireless proposes to extend our fixed wireless network across the Wheatbelt. We are proposing to build 30m communications tower at 1395 Cuballing East Road, Commodine WA 6311. The land area is currently zoned rural for the purpose of general farming. The site proposed will not affect the current farming practices.

This can be seen below on aerial maps.

Photo 1



Photo 2



The 30m tower and communications hut will be similar to the below photo.



Access to the land will be via Cuballing East Road, then onto farm tracks. We envisage this to have minimal traffic on it whilst erecting the tower and less once complete.

Photo 4 shows the approximate boundary distances. The approximate distances range from 466m to 1075m.

Photo 4



WESTERN



AUSTRALIA

REGISTER NUMBER	
10060/DP83924	
DUPLICATE EDITION	DATE DUPLICATE ISSUED
4	24/2/2011

RECORD OF CERTIFICATE OF TITLE
UNDER THE TRANSFER OF LAND ACT 1893

VOLUME 1558 FOLIO 750

The person described in the first schedule is the registered proprietor of an estate in fee simple in the land described below subject to the reservations, conditions and depth limit contained in the original grant (if a grant issued) and to the limitations, interests, encumbrances and notifications shown in the second schedule.

BGRoberts
REGISTRAR OF TITLES



LAND DESCRIPTION:

LOT 10060 ON DEPOSITED PLAN 83924

REGISTERED PROPRIETOR:
(FIRST SCHEDULE)

ANDREW PHILLIP GRIEVE
MELISSA GRIEVE
BOTH OF FAIRHOLME, CUBALLING
AS TENANTS IN COMMON IN EQUAL SHARES

(T L544505) REGISTERED 2/2/2011

LIMITATIONS, INTERESTS, ENCUMBRANCES AND NOTIFICATIONS:
(SECOND SCHEDULE)

1. THE LAND THE SUBJECT OF THIS CERTIFICATE OF TITLE EXCLUDES ALL PORTIONS OF THE LOT DESCRIBED ABOVE EXCEPT THAT PORTION SHOWN IN THE SKETCH OF THE SUPERSEDED PAPER VERSION OF THIS TITLE.
2. *O884562 MORTGAGE TO AUSTRALIA & NEW ZEALAND BANKING GROUP LTD REGISTERED 24/9/2021.

Warning: A current search of the sketch of the land should be obtained where detail of position, dimensions or area of the lot is required.
* Any entries preceded by an asterisk may not appear on the current edition of the duplicate certificate of title.
Lot as described in the land description may be a lot or location.

-----END OF CERTIFICATE OF TITLE-----

STATEMENTS:

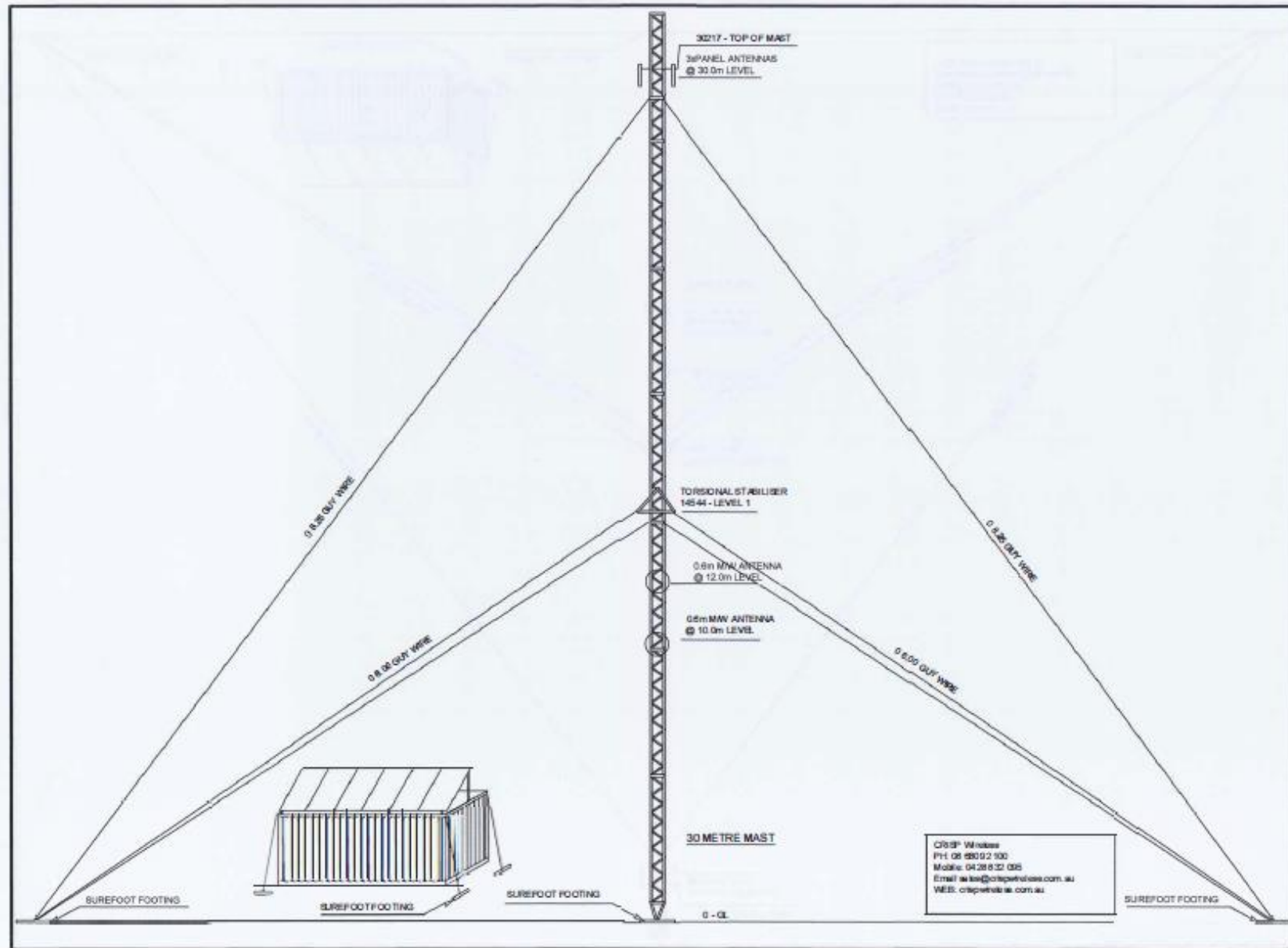
The statements set out below are not intended to be nor should they be relied on as substitutes for inspection of the land and the relevant documents or for local government, legal, surveying or other professional advice.

SKETCH OF LAND: 1558-750 (10060/DP83924)
PREVIOUS TITLE: 1032-286
PROPERTY STREET ADDRESS: NO STREET ADDRESS INFORMATION AVAILABLE.
LOCAL GOVERNMENT AUTHORITY: SHIRE OF CUBALLING

NOTE 1: DUPLICATE CERTIFICATE OF TITLE NOT ISSUED AS REQUESTED BY DEALING O884562

LANDGATE COPY OF ORIGINAL NOT TO SCALE 17/12/2021 05:07 PM Request number: 62979591


Landgate
www.landgate.wa.gov.au



Contact List

CEO

Leigh Ballard

E: lballard@crispwireless.com.au

M: 0428 832 095

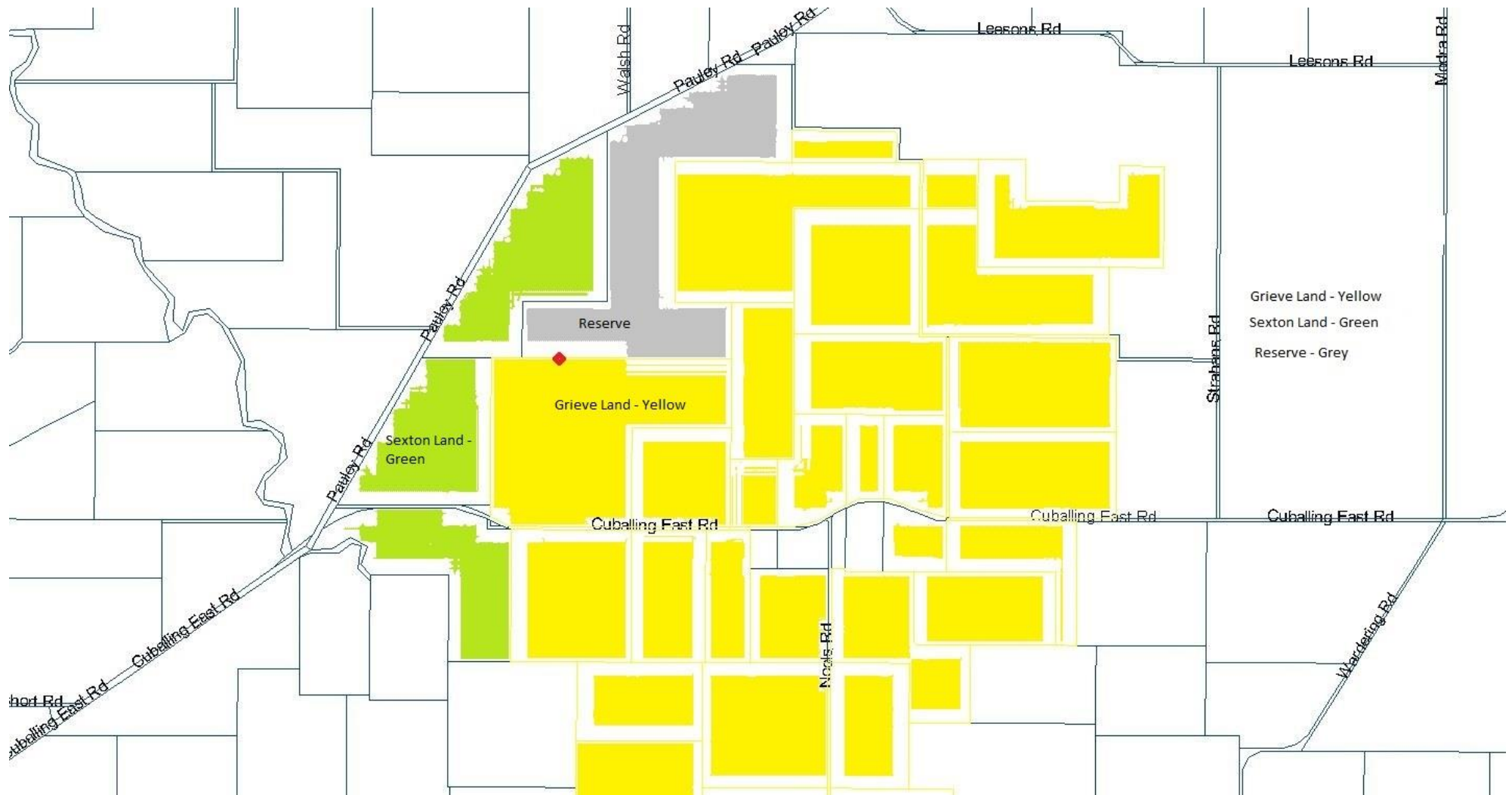
Project Manager

Jeremy Devenish

E: jdevenish@crispwireless.com.au

M: 0404802890





Bronwyn Dew

From: Steve & Prema Sexton <sextonsp@westnet.com.au>
Sent: Thursday, 27 January 2022 7:33 PM
To: Bronwyn Dew
Subject: internet tower consent

Hi Bronwyn,

After speaking with Andrew Grieve today, he informed me that he has intending to install an internet tower near one of our boundary fences.

He asked me to respond to the shire with my consent or disapproval.

I have no problem with this and acknowledge and consent to the tower being installed .

Regards
Steve Sexton

9.2.2 Proposed Subdivision – Lot 14917 Dixons Road, Townsendale

Location:	Lot 14917 (No. 148) Dixons Road, Townsendale
Applicant:	AR Williams & Partners Pty Ltd for B. Dixon
File Ref. No:	161837
Disclosure of Interest:	Nil
Date:	4 th February 2022
Author:	Bronwyn Dew
Attachments	9.2.2A Letter and plan from applicant 9.2.2B Location plan 9.2.2C Other adjoining land owned by landowner

Summary

A subdivision application, for Lot 14917 Dixons Road, Townsendale, to create a homestead lot and a balance lot is not supported given the subdivision application is inconsistent with the local planning framework and would result in unplanned, ad-hoc fragmentation of rural land and set an undesirable precedent. Instead, a revised plan is requested seeking a boundary realignment where no additional lots are created.

Background

The Western Australian Planning Commission (WAPC) has referred a subdivision application to the Shire for comment. Details provided by the applicant are provided in Attachment 9.2.2A.

The application site currently consists of one title which is 781.65 hectares in area. The site is generally cleared, contains some native vegetation and has two existing dwellings and some sheds. The proposal is to:

- Create two new titles with Lot 1 to be 18.71 hectares in area to accommodate the existing dwellings and sheds; and
- Create a balance lot, which is 762.94 hectares in area (Lot 2), to continue to be used for rural farming purposes.

The site's location is outlined in Attachment 9.2.2B. The site is approximately 16 kilometres north-east from the Cuballing townsite and approximately 19 kilometres south-east of Popanyinning. The site has frontage to Stratherne Road to the west and frontage to Gaths Road to the south, with land either side of Dixons Road. The property is dissected by Wurrungnulling Creek and Naramucking Gully.

The landowner, Mr Bruce Dixon, also owns Lot 50 and Lot 911 which adjoin Lot 14917 (application site). These lots are outlined in Attachment 9.2.2C.

Planning framework

In summary:

- The property is zoned 'General Agriculture' in the *Shire of Cuballing Local Planning Scheme No. 2 (LPS2)*;
- The property is classified as 'Rural' in the *Shire of Cuballing Local Planning Strategy*;
- Portions of the site are classified as a Bushfire Prone Area as set out at <https://maps.slip.wa.gov.au/landgate/bushfireprone/>;
- [State Planning Policy 2.5 Rural Planning includes an objective to 'provide investment security for existing, expanded and future primary production and promote economic growth in regional development on rural land for rural land uses'](#); and
- The WAPC's *Development Control Policy 3.4 Subdivision of Rural Land* (Policy DC3.4) outlines the WAPC will consider rural subdivision for a limited range of exceptional

circumstances. One of these exceptional circumstances is for homestead lots subject to meeting relevant criteria. As part of this, the WAPC is to have due regard to the provisions of a local planning scheme and a local planning strategy.

Further details are outlined below.

Section 6.3 of Policy DC3.4 is of relevance to this application. The Policy, in part, states:

‘The creation of homestead lots is intended to allow primary producers to continue to occupy their dwelling when they cease to farm, and provide settlement opportunities in areas where land fragmentation is limited and unlikely to increase. Homestead lots are to be created in a manner that is consistent with the rural character and landscape of a locality. Homestead lots may be facilitated through boundary rationalisation or the creation of a new lot’.

Clause 3.2(b) of LPS2 in part sets out the following objectives for the General Agriculture Zone:

- ‘to preserve productive land suitable for grazing, cropping and other compatible productive rural uses in a sustainable manner;
- to ensure the preservation of the rural character and rural appearance of land within the zone;
- to protect the economic viability of rural zoned land through a presumption against subdivision except where such subdivision will enhance and/or promote the viability and diversity of general farming activity’.

The *Shire of Cuballing Local Planning Strategy*, which was endorsed by the WAPC, in part sets out:

- Objectives in section 3.1 which include to ‘promote and manage a sustainable settlement pattern to avoid unnecessary duplication of resources’ and to ‘promote agriculture as a key economic and social driver within the district’;
- In section 3.5.1 ‘Farming is the core business of the district in the foreseeable future and must be protected to conduct normal operations. Due to the importance of agricultural land to the district economy, the Council considers it necessary to protect these areas from incompatible subdivision and development. Subdivision for residential, rural residential use and rural smallholding use are not supported outside of identified areas on the Strategy Plan. There is a general presumption against subdivision of rural land. This presumption against subdivision is in accord with WAPC SPP2.5 and DC3.4 with subdivision only considered in exceptional circumstances’;
- Action 25 ‘Provide advice to the WAPC on subdivision applications which is guided to WAPC policy. In particular, to not generally support additional lots in rural areas but generally support boundary realignments’; and
- Advice 26 ‘Provide advice to the WAPC on homestead lot subdivision applications that it does generally not support creating an additional lot but will generally support a boundary realignment.’

Comment

The Shire has and will support applications for homestead lots that are facilitated through a boundary realignment (rationalisation) where no additional lots are created. Based on Council’s Local Planning Strategy, it is recommended that the Council resolve to advise the WAPC that the submitted plan be revised to create a homestead lot via a boundary realignment (where no additional lot is created). This would see the amalgamation of proposed

Lot 2 (762.94 hectares) amalgamated with an adjoining lot (either Lot 50 or Lot 911) which are owned by the landowner, plus the creation of proposed Lot 1 (18.71 hectares).

If the submitted plan is not modified to create a homestead lot via a boundary realignment, it is recommended that the Council advise the WAPC that subdivision application 161837 be refused (due to the creation of the additional lot). It is noted:

- The application is inconsistent with the local planning framework. The Council, in reviewing its Local Planning Strategy, specifically considered the matter of homestead lots and outlined it does not generally support the creation of additional lots in rural areas. In comparison, the Local Planning Strategy supports the creation of homestead lots when associated with a boundary realignment (where no additional lot is created);
- The application represents an unplanned breakdown of rural land. This is likely to have a negative impact on the character of the area including the potential for introducing 'rural lifestylers' surrounded by farming operations. This is considered incompatible with the planning intent of the zone and would result in ad-hoc fragmentation of agricultural land;
- If approved, the proposal is likely to set an undesirable precedent for rural areas. The fragmentation of rural land is likely and this is inconsistent with Policy DC3.4;
- The Local Planning Strategy supports new subdivisions, creating additional lots, to be within or adjoining the Cuballing and Popanyinning townsites. The reasons include protecting agricultural land, maintaining and growing the local economy and service delivery considerations. This includes servicing new residents that are further from Cuballing and Popanyinning;
- Historically, homestead lots were considered on their merits in parts of Western Australia where the population was declining. This is not the case for the Shire of Cuballing;
- There are a wide range of existing lot sizes in the Shire. Significantly, the Local Planning Strategy identifies generous areas for rural smallholding lots (4-40 hectares) that are close to the Cuballing and Popanyinning townsites;
- The applicant has not addressed the implications of economic viability and precedent of creating essentially a rural smallholding lot in the rural area; and
- The applicant did not raise or consider the Local Planning Strategy.

Strategic Implications

The unplanned breakdown of rural land is inconsistent with the local planning framework. It will create a precedent for creating similar proposals that will place pressure on agricultural production and the cost of acquiring rural land.

Statutory Environment

Planning and Development Act 2005 and LPS2.

Policy Implications

The application is inconsistent with the Local Planning Strategy.

Financial Implications – Nil

Economic Implications

The application creates an additional lot.

Social Implications – Nil

Environmental Considerations

There are minimal environmental considerations associated with the subdivision application.

Consultation

The WAPC invites comments from the Shire, servicing agencies and relevant State Government departments on subdivision applications.

Options

The Council can resolve to:

1. Recommend the application be refused;
2. Support the subdivision application with no conditions; or
3. Support the subdivision application with conditions.

Voting Requirements – Simple Majority**OFFICER'S RECOMMENDATION:**

That Council, in relation to the subdivision application of Lot 14917 Dixons Road, Cuballing (WAPC 161837) advise the Western Australian Planning Commission, that:

1. **Based on the WAPC endorsed Local Planning Strategy, it supports applications for homestead lots that are facilitated through boundary realignment (rationalisation) where no additional lots are created.**
2. **The WAPC seek a revised plan to create a homestead lot via a boundary realignment (where no additional lot is created). This would see the amalgamation of proposed Lot 2 (762.94 hectares) amalgamated with an adjoining lot (either Lot 50 or Lot 911) which are owned by the landowner, plus the creation of proposed Lot 1 (18.71 hectares).**
3. **If the submitted plan is not modified to create a homestead lot via a boundary realignment, that the WAPC refuse subdivision application 161837 for the following reasons:**
 - a) **The proposed subdivision is inconsistent with the General Farming zoning of the land in the Shire of Cuballing Local Planning Scheme No. 2. The purpose and intent of this zoning is to ensure the continued viability of agricultural production, to retain the rural character and amenity of the area and there is a presumption against subdivision.**
 - b) **The proposed subdivision is contrary to the Shire of Cuballing Local Planning Strategy which has a general presumption against the subdivision of land designated 'Rural' to create additional lots. The application is inconsistent with the Strategy's objective to support rural land being retained for primary production. The proposed lot size of Lot 1 is inconsistent with the settlement strategy which supports smaller lots close to the Cuballing and Popanyinning townsites in defined areas. Accordingly, the application represents the unplanned breakdown of rural landholdings.**
 - c) **The proposed subdivision is contrary to State Planning Policy 2.5 - Rural Planning by reason that it would result in the ad hoc fragmentation of rural land, it would create rural settlement in an area remote from existing community**

services and infrastructure, and it would create increased potential for land use conflict.

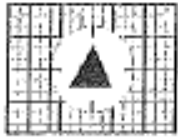
- d) The proposed subdivision is contrary to Development Control Policy 3.4 - Subdivision of Rural Land, on the basis that the subdivision of the subject land in the manner proposed has not been identified in a Local Planning Scheme or an endorsed Local Planning Strategy for closer settlement in the manner proposed and therefore represents the unplanned breakdown of landholdings.
- e) The application will result in ad-hoc fragmentation of rural land.
- f) The cumulative effect of the proposed development will adversely affect the character and amenity of the area.
- g) The application does not comply with the planning intent for the zone or area and is inconsistent with orderly and proper planning for the area.
- h) Approval to the subdivision would create an undesirable precedent for the further subdivision of other lots of a similar size in the General Farming Zone in this locality and in the Shire of Cuballing.



APPLICATION DETAILS

Application Type	Subdivision	Application No	161837
Applicant(s)	A R Williams & Partners Pty Ltd		
Owner(s)	Bruce William Dixon		
Locality	Lot No 14917 Dixons Rd Townsendale		
Lot No(s).	14917	Purpose	Special Rural
Location		Local Gov. Zoning	Local Road, General Agriculture
Volume/Folio No.	4004/807	Local Government	Shire Of Cuballing
Plan/Diagram No.	404889	Tax Sheet	
Centroid Coordinates	mE mN		
Other Factors	BUSHFIRE PRONE AREA, THREATENED ECOLOGICAL COMMUNITY BUFFER, REMNANT VEGETATION (NLWRA), DMP, HYDROGRAPHY (WURUNGNULLING CREEK)		

e-mail: <mailto:referrals@dplh.wa.gov.au>; web address: <http://www.dplh.wa.gov.au>



A.R. Williams & Partners PTY. LTD.

ABN 58 009 245 792

SURVEYING AND LAND DEVELOPMENT CONSULTANTS

1 ALVAN STREET MOUNT LAWLEY
PO BOX 220 MOUNT LAWLEY
WESTERN AUSTRALIA 6929
TEL: (08) 9272 1736 FAX: (08) 9370 3613
E: arwsurvey@bigpond.com

Our Ref: 170821

20 December 2021

The Secretary
WA Planning Commission
C/- Department of Planning
140 William Street
PERTH WA 6000

Dear Sir/Madam

**RE: APPLICATION FOR GREEN TITLE SUBDIVISION
PROPOSED 18.71 HECTARE HOMESTEAD LOT
LOT 14917 (HN's 148 & 190) DIXONS ROAD, TOWNSENDALE
LOCAL AUTHORITY: SHIRE OF CUBALLING
LANDOWNER: BRUCE WILLIAM DIXON**

On behalf of the landowner, we lodge the above green title subdivision application for an 18.71 hectare Homestead lot under WAPC DC Policy 3.4 Section 6.6 Subdivision of Rural Land.

In support of our application, the following information is provided: _

1. The long term landowner/previous Crown Leaseholder Bruce Dixon is now 70 years of age and intending to retire from active farming operations on the existing 781.65 hectare lot
2. The above landowner wishes to remain in his approved existing farmhouse, being the most northerly farmhouse on the proposed homestead lot
3. The second most southerly approved existing farmhouse on the proposed homestead lot is occupied by another aged family member
4. The land is within the DC 3.4 Homestead lot policy area number 46 (Appendix 2)
5. Proposed 18.71 hectare homestead lot is to include features such as the two existing farmhouses, electricity services, constructed road access and existing storage rainwater for domestic consumption and fire fighting purposes
6. There is adequate water supply for domestic, land management and fire management purposes
7. Both farmhouses on the proposed homestead lot are connected to reticulated mains electricity supply
8. Both farmhouses on the proposed homestead lot have access to constructed gravel public road Dixons Road, with Dixons Road connected to adjoining bitumen constructed public road Stratherne Road
9. A3 and A4 copies of our Proposed Green Title Subdivision Plan dated 19 November 2021 are attached

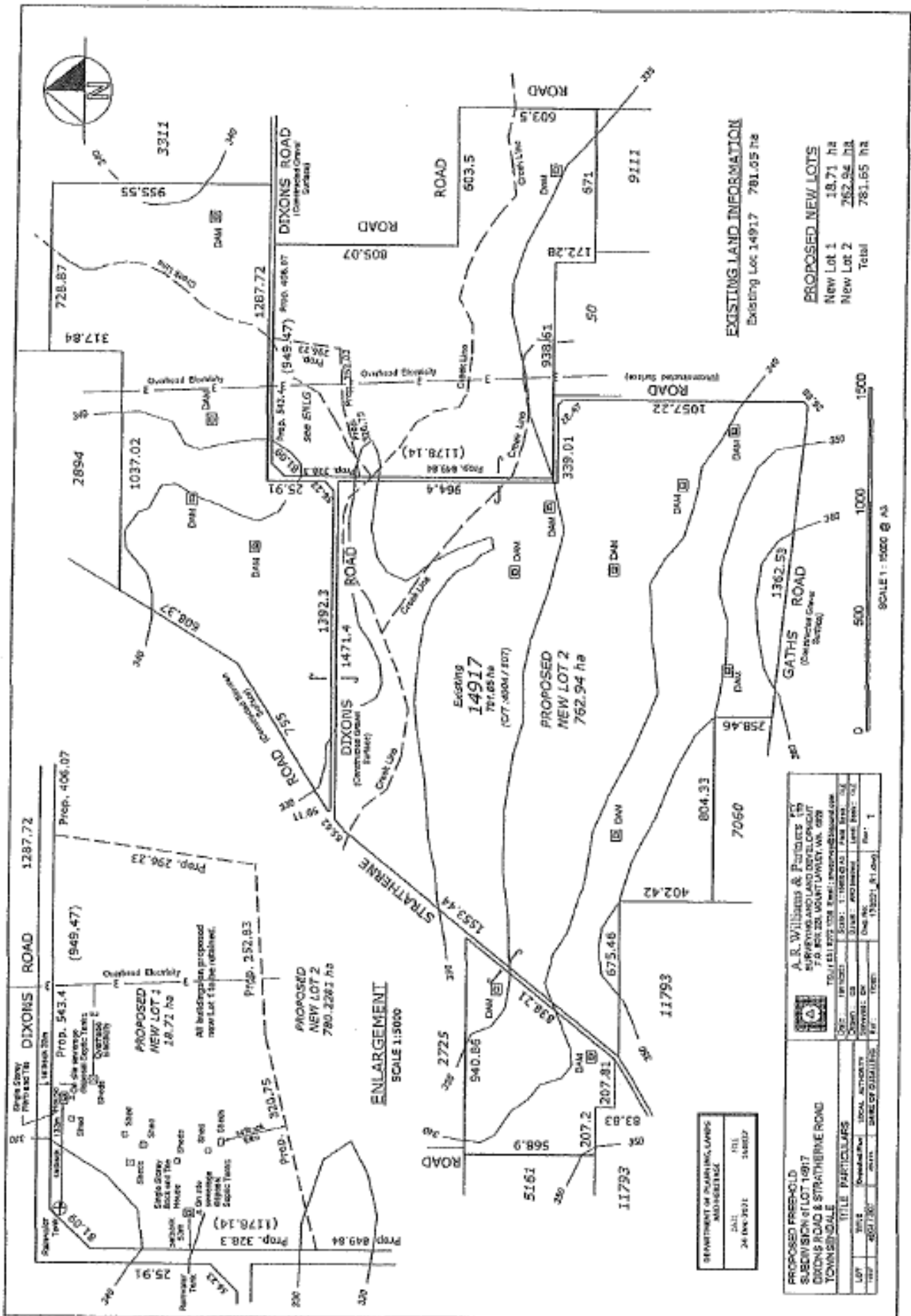
Should there be any queries please contact this office.

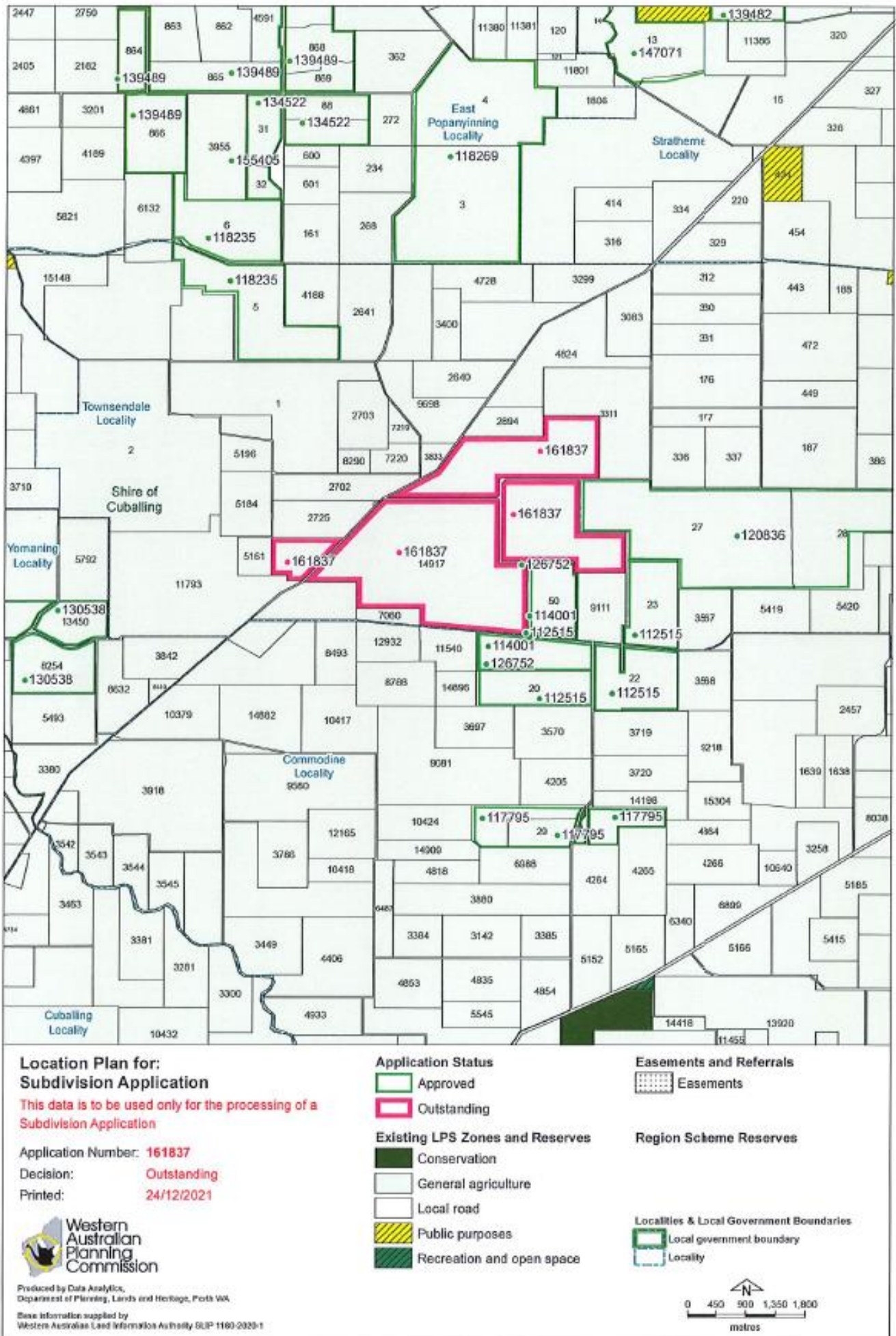
Yours faithfully

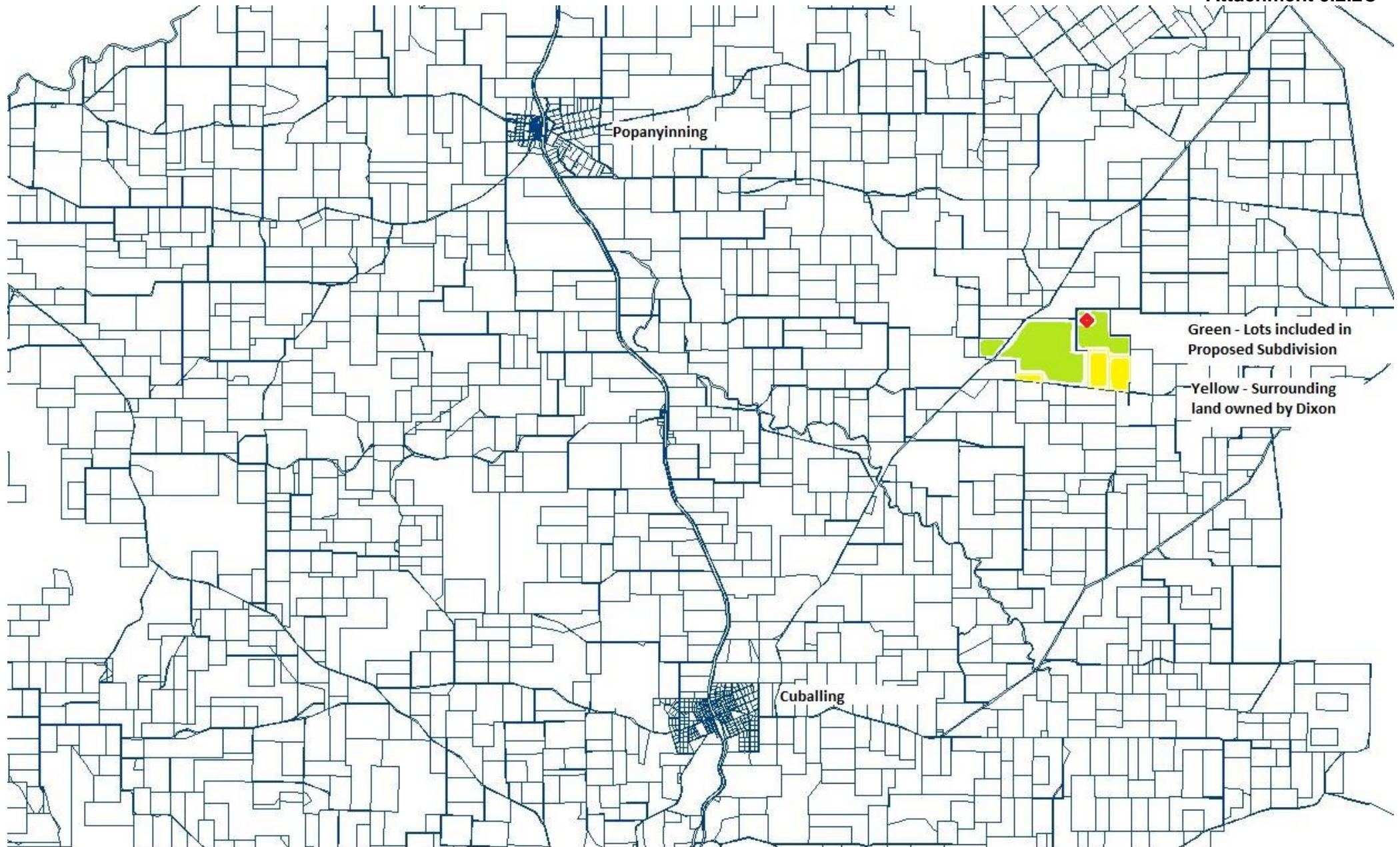
**GAVIN HOLT
DIRECTOR**

Encl.

170821WAPC







9.2.3 Proposed Subdivision – Lots 2 and 3027 Great Southern Highway, Popanyinning

Location:	Lot 2 (No. 15231) and Lot 3027 Great Southern Highway, Popanyinning
Applicant:	Harley Dykstra
File Ref. No:	161772
Disclosure of Interest:	Nil
Date:	9th February 2022
Author:	Bronwyn Dew
Attachments	9.2.3A Letter and plan from applicant 9.2.3B Location plan

Summary

A subdivision application, for Lots 2 and 3027 Great Southern Highway, Popanyinning, to create an additional lot (homestead lot) and two other lots is not supported given the subdivision application is inconsistent with the local planning framework and would result in unplanned, ad-hoc fragmentation of rural land and set an undesirable precedent.

Background

The Western Australian Planning Commission (WAPC) has referred a subdivision application to the Shire for comment. Details provided by the applicant are provided in Attachment 9.2.3A.

The application site currently consists of two titles which are 134.9 and 64 hectares in area. The site contains a mix of cleared areas and native vegetation along with an existing dwelling, some sheds and the Laze Away Caravan Park. The Hotham River traverses the site.

The proposal is to:

- Create three new titles with Lot 'A' to be 132.51 hectares to continue to be used for rural farming purposes;
- Create Lot 'B' as a homestead lot (16.42 hectares); and
- Create Lot 'C' with an area of 49.98 hectares (the purpose has not been clarified by the applicant).

The site's location is outlined in Attachment 9.2.3B. The site is approximately 5 kilometres south of Popanyinning. The site has frontage to the Great Southern Highway to the west and adjoins Quartermaine Road to the east. Most of the remnant vegetation is identified as Threatened Ecological Communities and an Environmentally Sensitive Area.

The landowner does not own additional adjoining titles.

The Shire has located a letter from the owners stating the caravan park was established in 1972. The Shire however has no plans relating to the caravan park.

Planning framework

In summary:

- The property is zoned 'General Agriculture' in the *Shire of Cuballing Local Planning Scheme No. 2 (LPS2)*;
- The property is classified as 'Rural' in the *Shire of Cuballing Local Planning Strategy*;
- Portions of the site are classified as a Bushfire Prone Area as set out at <https://maps.slip.wa.gov.au/landgate/bushfireprone/>;

- [State Planning Policy 2.5 Rural Planning includes an objective to 'provide investment security for existing, expanded and future primary production and promote economic growth in regional development on rural land for rural land uses'; and](#)
- The WAPC's *Development Control Policy 3.4 Subdivision of Rural Land* (Policy DC3.4) outlines the WAPC will consider rural subdivision for a limited range of exceptional circumstances. One of these exceptional circumstances is for homestead lots subject to meeting relevant criteria. As part of this, the WAPC is to have due regard to the provisions of a local planning scheme and a local planning strategy.

Further details are outlined below.

Section 6.3 of Policy DC3.4 is of relevance to this application. The Policy, in part, states:

'The creation of homestead lots is intended to allow primary producers to continue to occupy their dwelling when they cease to farm, and provide settlement opportunities in areas where land fragmentation is limited and unlikely to increase. Homestead lots are to be created in a manner that is consistent with the rural character and landscape of a locality. Homestead lots may be facilitated through boundary rationalisation or the creation of a new lot'.

Clause 3.2(b) of LPS2 in part sets out the following objectives for the General Agriculture Zone:

- 'to preserve productive land suitable for grazing, cropping and other compatible productive rural uses in a sustainable manner;
- to ensure the preservation of the rural character and rural appearance of land within the zone;
- to protect the economic viability of rural zoned land through a presumption against subdivision except where such subdivision will enhance and/or promote the viability and diversity of general farming activity'.

The *Shire of Cuballing Local Planning Strategy*, which was endorsed by the WAPC, in part sets out:

- Objectives in section 3.1 which include to 'promote and manage a sustainable settlement pattern to avoid unnecessary duplication of resources' and to 'promote agriculture as a key economic and social driver within the district';
- In section 3.5.1 'Farming is the core business of the district in the foreseeable future and must be protected to conduct normal operations. Due to the importance of agricultural land to the district economy, the Council considers it necessary to protect these areas from incompatible subdivision and development. Subdivision for residential, rural residential use and rural smallholding use are not supported outside of identified areas on the Strategy Plan. There is a general presumption against subdivision of rural land. This presumption against subdivision is in accord with WAPC SPP2.5 and DC3.4 with subdivision only considered in exceptional circumstances';
- Action 25 'Provide advice to the WAPC on subdivision applications which is guided to WAPC policy. In particular, to not generally support additional lots in rural areas but generally support boundary realignments'; and
- Advice 26 'Provide advice to the WAPC on homestead lot subdivision applications that it does generally not support creating an additional lot but will generally support a boundary realignment.'

Comment

The applicant's intent is to create a homestead lot and not create a conservation lot. This includes that the applicant's report makes no mention of the biodiversity values of the Threatened Ecological Communities as a basis for subdivision.

The Shire has and will support applications for homestead lots that are facilitated through a boundary realignment (rationalisation) where no additional lots are created. The Shire of Cuballing Local Planning Strategy does not generally support homestead lots, through creating an additional lot (including at Action 26), but supports homestead lots created via a boundary realignment.

WAPC policy and the Shire's Local Planning Strategy support conservation lots, so the concept of Lot 'C' has some merit. The creation of conservation lots is one of the few instances where the Local Planning Strategy supports additional lots in rural areas. If the landowner is genuinely seeking to conserve environmental assets, it would be preferable if native vegetation on Lot 'A' is added to Lot 'C'.

Based on Council's Local Planning Strategy, it is recommended that the Council resolve to advise the WAPC that the submitted plan be revised to create a conservation lot (proposed Lot 'C') which is expanded and/or measures put in place to conserve environmental assets. It would be preferable if:

- High value native vegetation on Lot 'A' is added to Lot 'C' (including east of Hotham River). It is noted the lot shape would be non-standard if high value vegetation is included in the north-west section of Lot 'A'; or
- High value native vegetation in the north-west section of Lot A is added to Lot 'B', with high value native vegetation east of the Hotham River added to Lot 'C'; or
- There is applicant/landowner commitment to support a conservation covenant on high value native vegetation on Lots 'A' and 'B', plus on the conservation lot (Lot 'C').

Unless the applicant modifies the application, including the basis for subdivision from homestead lot to conservation lot (and commits to conserving key environmental assets and addressing other relevant matters), it is recommended that the Council advise the WAPC that subdivision application 161772 be refused (due to the creation of the additional lot). It is noted:

- The application is inconsistent with the local planning framework. The Council, in reviewing its Local Planning Strategy, specifically considered the matter of homestead lots and outlined it does not generally support the creation of additional lots in rural areas. In comparison, the Local Planning Strategy supports the creation of homestead lots when associated with a boundary realignment (where no additional lot is created);
- The application represents an unplanned breakdown of rural land. This is likely to have a negative impact on the character of the area including the potential for introducing 'rural lifestylers' surrounded by farming operations. This is considered incompatible with the planning intent of the zone and would result in ad-hoc fragmentation of agricultural land;
- If approved, the proposal is likely to set an undesirable precedent for rural areas. The fragmentation of rural land is likely and this is inconsistent with Policy DC3.4;
- The Local Planning Strategy supports new subdivisions, creating additional lots, to be within or adjoining the Cuballing and Popanyinning townsites. The reasons include protecting agricultural land, maintaining and growing the local economy and service delivery considerations. This includes servicing new residents that are further from Cuballing and Popanyinning;

- Historically, homestead lots were considered on their merits in parts of Western Australia where the population was declining. This is not the case for the Shire of Cuballing;
- There are a wide range of existing lot sizes in the Shire. Significantly, the Local Planning Strategy identifies generous areas for rural smallholding lots (4-40 hectares) that are close to the Cuballing and Popanyinning townsites;
- The applicant has not addressed the implications of economic viability and precedent of creating essentially a rural smallholding lot in the rural area; and
- The applicant did not raise or consider the Local Planning Strategy.

The Department of Planning, Lands and Heritage have advised other agencies have provided the WAPC with comments and have raised a number of other issues with this application. In addition to the above key issue of non-compliance with the Local Planning Strategy, other considerations include:

- Fencing to restrict stock access alongside Hotham River and the remnant vegetation identified as Threatened Ecological Communities and Environmentally Sensitive Area;
- Protection of Threatened Ecological Communities from clearing as a result of development, bushfire management, access and fencing;
- Future land use potential of Lot 'C' for commercial farming, given it will only contain about 8 hectares of cleared land, or consider its suitability as a conservation lot;
- Bushfire management – internal access, water supply and suitable development sites (rated BAL-29 and lower) , as per State Planning Policy 3.7;
- Access (crossover) restriction to Great Southern Highway. Proposed Lots 'B' and 'C' (via a right of way) will be accessed by the existing crossover onto Great Southern Highway, while proposed Lot 'A' will be accessible via Quartermaine Road to the east of the site;
- Transport noise assessment noting the site's close proximity to the highway and to the railway line. Provision of Quiet House Design criteria subject to careful positioning of building envelope, as per State Planning Policy 5.4; and
- Building Envelope Plan for Lots 'A' and 'C' addressing all of the above.

The Shire has recently received a few homestead subdivision applications. Unless there is WAPC support to implement the endorsed Local Planning Strategy, it will result in further fragmentation of rural land in the Shire of Cuballing.

The Shire has recently liaised with the Department of Planning, Lands and Heritage to clarify if WAPC and the Shire are on the same page and give weight to the Local Planning Strategy and ideally only create homestead lots via boundary realignments. The Shire has suggested to the Department of Planning, Lands and Heritage that if the WAPC are intending to support homestead lots, which propose addition lots throughout the Shire of Cuballing, it would be helpful if the DPLH shortly arrange a briefing with Council. This is then followed up with written rationale and a suggestion to amend the Local Planning Strategy including Action 26.

Strategic Implications

The unplanned breakdown of rural land is inconsistent with the local planning framework. It will create a precedent for creating similar proposals that will place pressure on agricultural production and the cost of acquiring rural land.

Statutory Environment

Planning and Development Act 2005 and LPS2.

Policy Implications

The application to create a homestead lot through an additional lot is inconsistent with the Local Planning Strategy.

Financial Implications – Nil

Economic Implications

The application creates an additional lot.

Social Implications – Nil

Environmental Considerations

There are manageable environmental considerations associated with the subdivision application, although there is a need for additional information. As outlined in this report, there may be scope to modify the application or propose a new application that seeks to create a suitable conservation lot.

Consultation

The WAPC invites comments from the Shire, servicing agencies and relevant State Government departments on subdivision applications.

Options

The Council can resolve to:

1. Request the WAPC defer the application and seek a revised plan;
2. Recommend the application be refused;
3. Support the subdivision application with no conditions; or
4. Support the subdivision application with conditions.

Voting Requirements – Simple Majority

OFFICER'S RECOMMENDATION:

That Council, in relation to the subdivision application of Lots 2 and 3027 Great Southern Highway, Popanyinning (WAPC 161772) advise the Western Australian Planning Commission, that:

- 1. Based on the WAPC endorsed Local Planning Strategy, it supports applications for homestead lots that are facilitated through boundary realignment (rationalisation) where no additional lots are created. Additionally, based on the endorsed Local Planning Strategy, the Shire supports suitably justified and managed conservation lots.**
- 2. The WAPC seek a revised plan to create a conservation lot for proposed Lot 'C'. This includes a subdivision redesign with high value native vegetation added to Lot 'C' and/or there is applicant/landowner commitment to support a conservation covenant covering high value native vegetation on Lots 'A' and 'B', plus on the conservation lot (Lot 'C').**
- 3. If the submitted plan is not modified to create a suitable conservation lot as outlined in point 2, that the WAPC refuse subdivision application 161772 for the following reasons:**

- a) The proposed subdivision is inconsistent with the General Farming zoning of the land in the Shire of Cuballing Local Planning Scheme No. 2. The purpose and intent of this zoning is to ensure the continued viability of agricultural production, to retain the rural character and amenity of the area and there is a presumption against subdivision.
- b) The proposed subdivision is contrary to the Shire of Cuballing Local Planning Strategy which has a general presumption against the subdivision of land designated 'Rural' to create additional lots. The application is inconsistent with the Strategy's objective to support rural land being retained for primary production. The proposed lot size of Lot 'B' is inconsistent with the settlement strategy which supports smaller lots close to the Cuballing and Popanyinning townsites in defined areas. Accordingly, the application represents the unplanned breakdown of rural landholdings.
- c) The proposed subdivision is contrary to State Planning Policy 2.5 - Rural Planning by reason that it would result in the ad hoc fragmentation of rural land, it would create rural settlement in an area remote from existing community services and infrastructure, and it would create increased potential for land use conflict.
- d) The proposed subdivision is contrary to Development Control Policy 3.4 - Subdivision of Rural Land, on the basis that the subdivision of the subject land in the manner proposed has not been identified in a Local Planning Scheme or an endorsed Local Planning Strategy for closer settlement in the manner proposed and therefore represents the unplanned breakdown of landholdings.
- e) The application will result in ad-hoc fragmentation of rural land.
- f) The cumulative effect of the proposed development will adversely affect the character and amenity of the area.
- g) The application does not comply with the planning intent for the zone or area and is inconsistent with orderly and proper planning for the area.
- h) Approval to the subdivision would create an undesirable precedent for the further subdivision of other lots of a similar size in the General Farming Zone in this locality and in the Shire of Cuballing.



Your Ref : 161772
 Previous Ref :
 Enquiries : Rosa Rigali (6551 9306)

16 December 2021

Application No: 161772 - Lot No 2, 3027 Great Southern Hwy Popanyinning

The Western Australian Planning Commission has received an application for planning approval as detailed below. Plans and documentation relating to the proposal are attached. The Commission intends to determine this application within 90 days from the date of lodgement.

Please provide any information, comment or recommended conditions pertinent to this application by 27 January 2022 being 42 days from the date of this letter. The Commission will not determine the application until the expiry of this time unless all responses have been received from referral agencies. If your response cannot be provided within that period, please provide an interim reply advising of the reasons for the delay and the date by which a completed response will be made or if you have no comments to offer.

Referral agencies are to use the Model Subdivision Conditions Schedule in providing a recommendation to the Commission. Non-standard conditions are discouraged, however, if a non-standard condition is recommended additional information will need to be provided to justify the condition. The condition will need to be assessed for consistency against the validity test for conditions. A copy of the Model Subdivision Conditions Schedule can be accessed: www.dplh.wa.gov.au

Send responses via email to referrals@dplh.wa.gov.au. Always quote reference number "161772" when responding.

This proposal has also been referred to the following organisations for their comments: *Western Power, Water Corporation, Main Roads Wa, Dept Of Water & Environment Regulations, Dept Mines Ind Regulation And Safety, Dept Biodiversity, Conser & Attraction and LG Shire Of Cuballing.*

Yours faithfully

A handwritten signature in black ink, appearing to read "Sam Fagan", written in a cursive style.

Ms Sam Fagan
 Secretary
 Western Australian Planning Commission

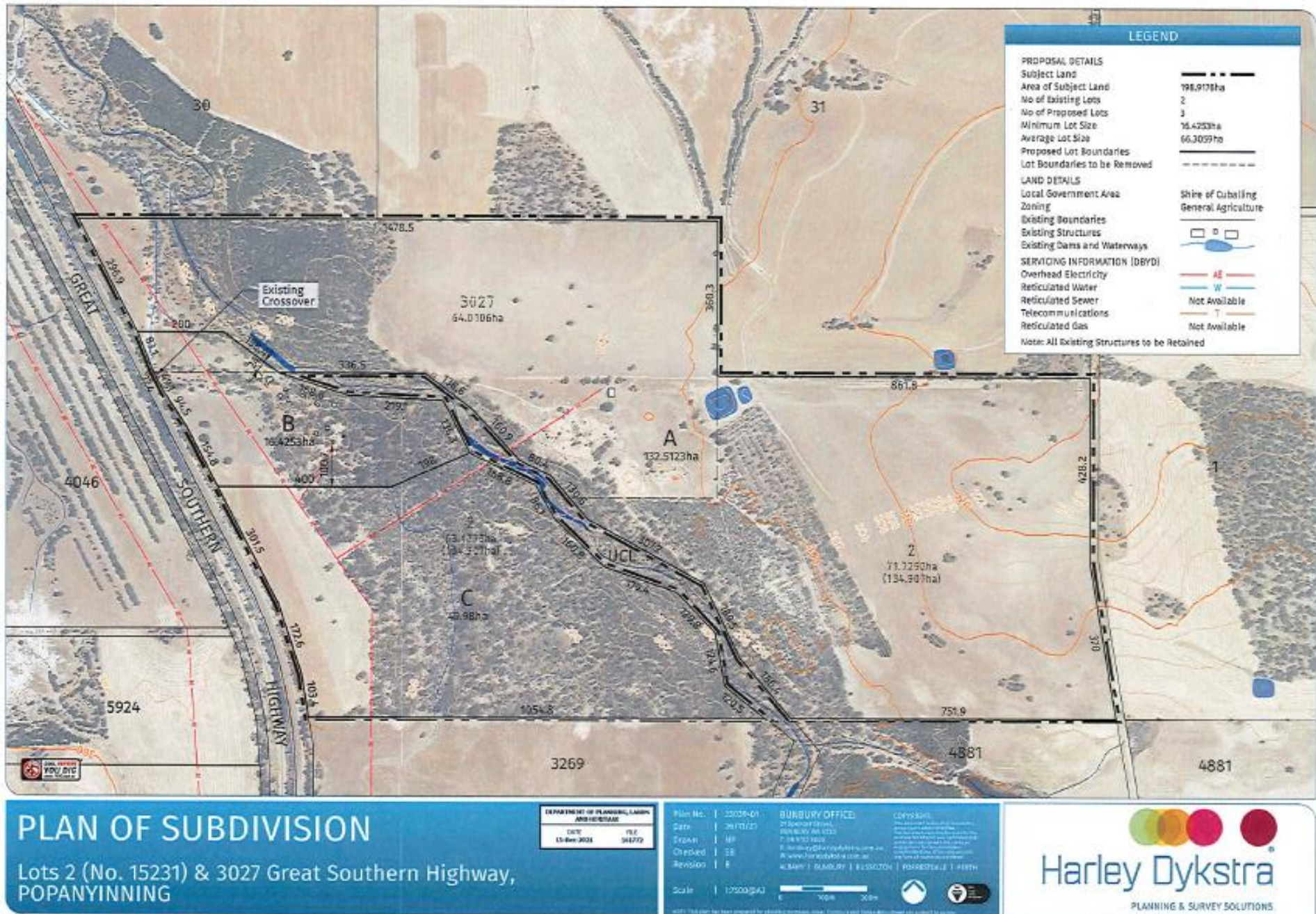
e-mail: <mailto:referrals@dplh.wa.gov.au>; web address: <http://www.dplh.wa.gov.au>

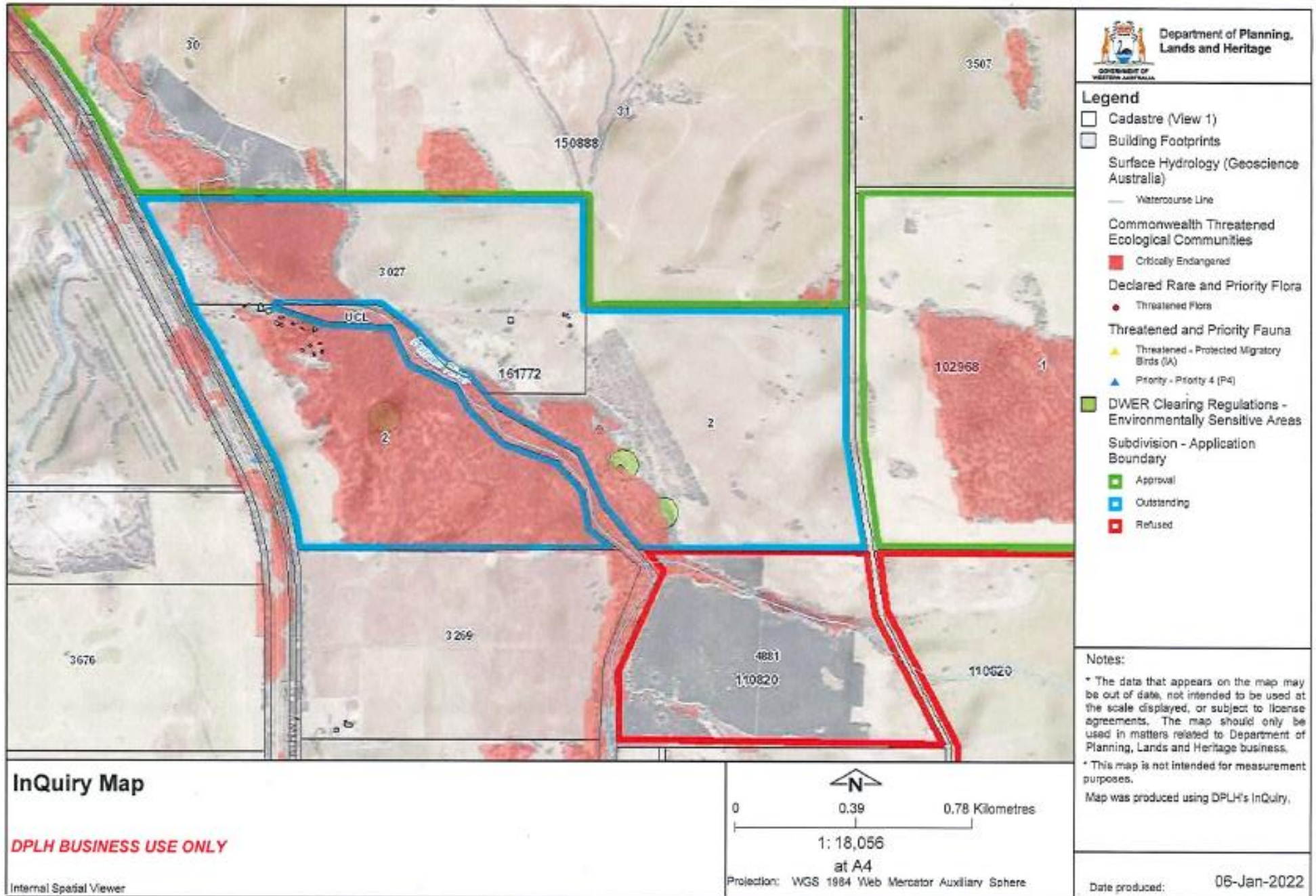


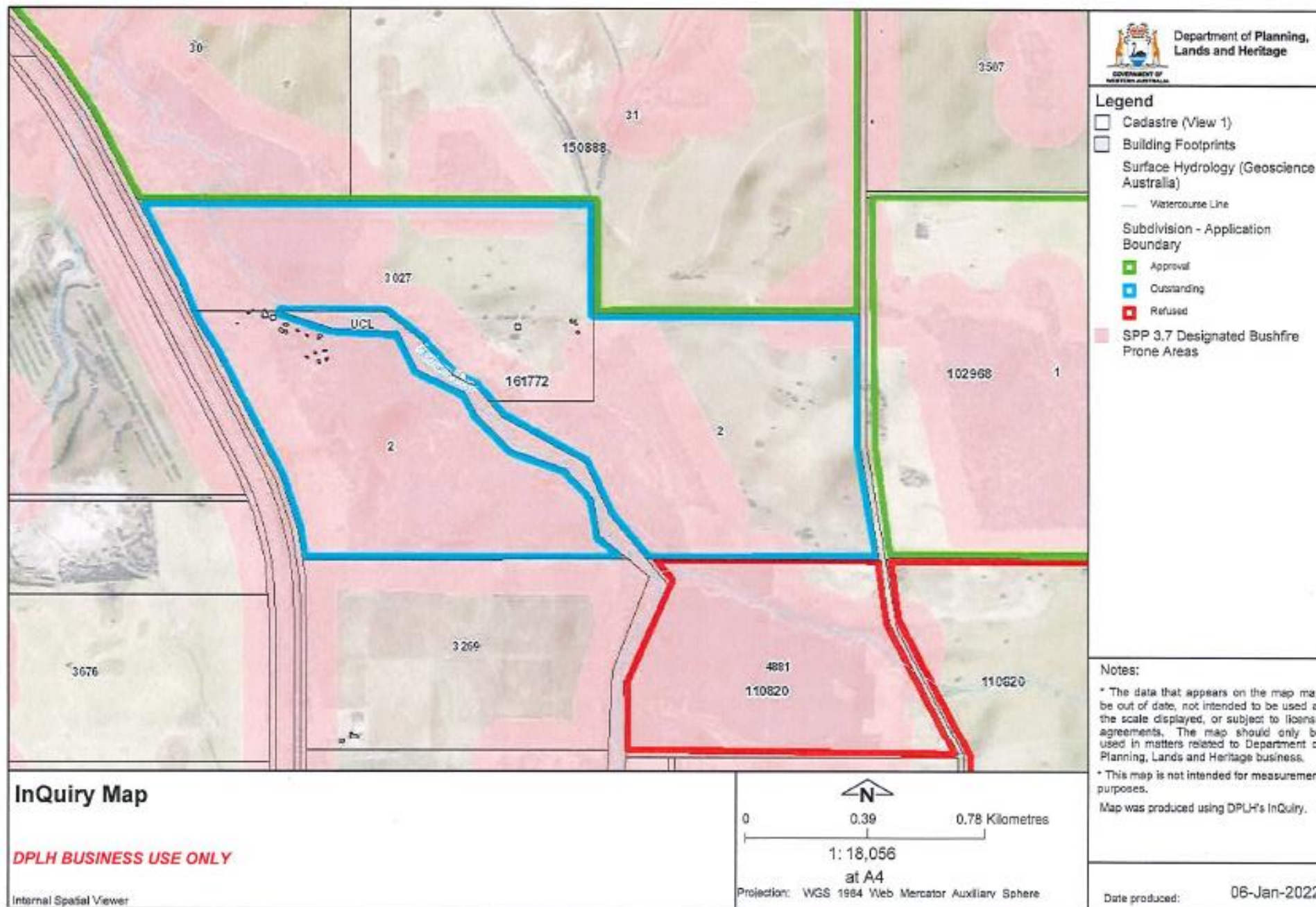
APPLICATION DETAILS

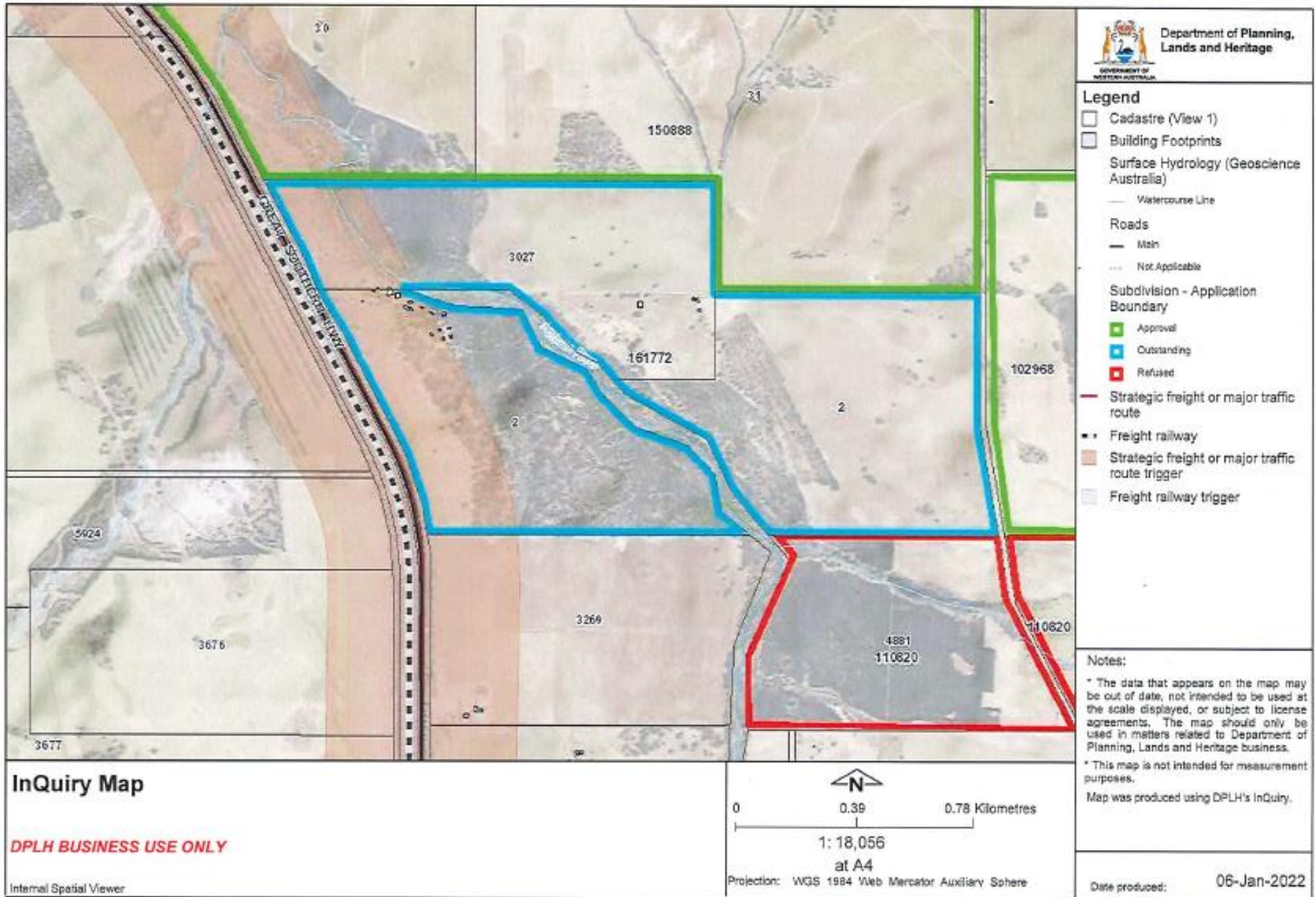
Application Type	Subdivision	Application No	161772
Applicant(s)	Harley Dykstra Pty Ltd		
Owner(s)	Gregory Hemsell; Judith Hemsell		
Locality	Lot No 2, 3027 Great Southern Hwy Popanyinning		
Lot No(s).	2, 3027	Purpose	Rural
Location		Local Gov. Zoning	General Agriculture, Highway, Recreation And Open Space, Local Road
Volume/Folio No.	1742/927, 1837/400	Local Government	Shire Of Cuballing
Plan/Diagram No.	110925, 16965	Tax Sheet	
Centroid Coordinates	mE mN		
Other Factors	BUSHFIRE PRONE AREA, MRWA - STATE ROAD EXTERNAL REFERRAL, THREATENED ECOLOGICAL COMMUNITY BUFFER, REMNANT VEGETATION (NLWRA), THREATENED FAUNA BUFFER, UNALLOCATED CROWN LAND, DMP, HYDROGRAPHY (HOTHAM RIVER)		

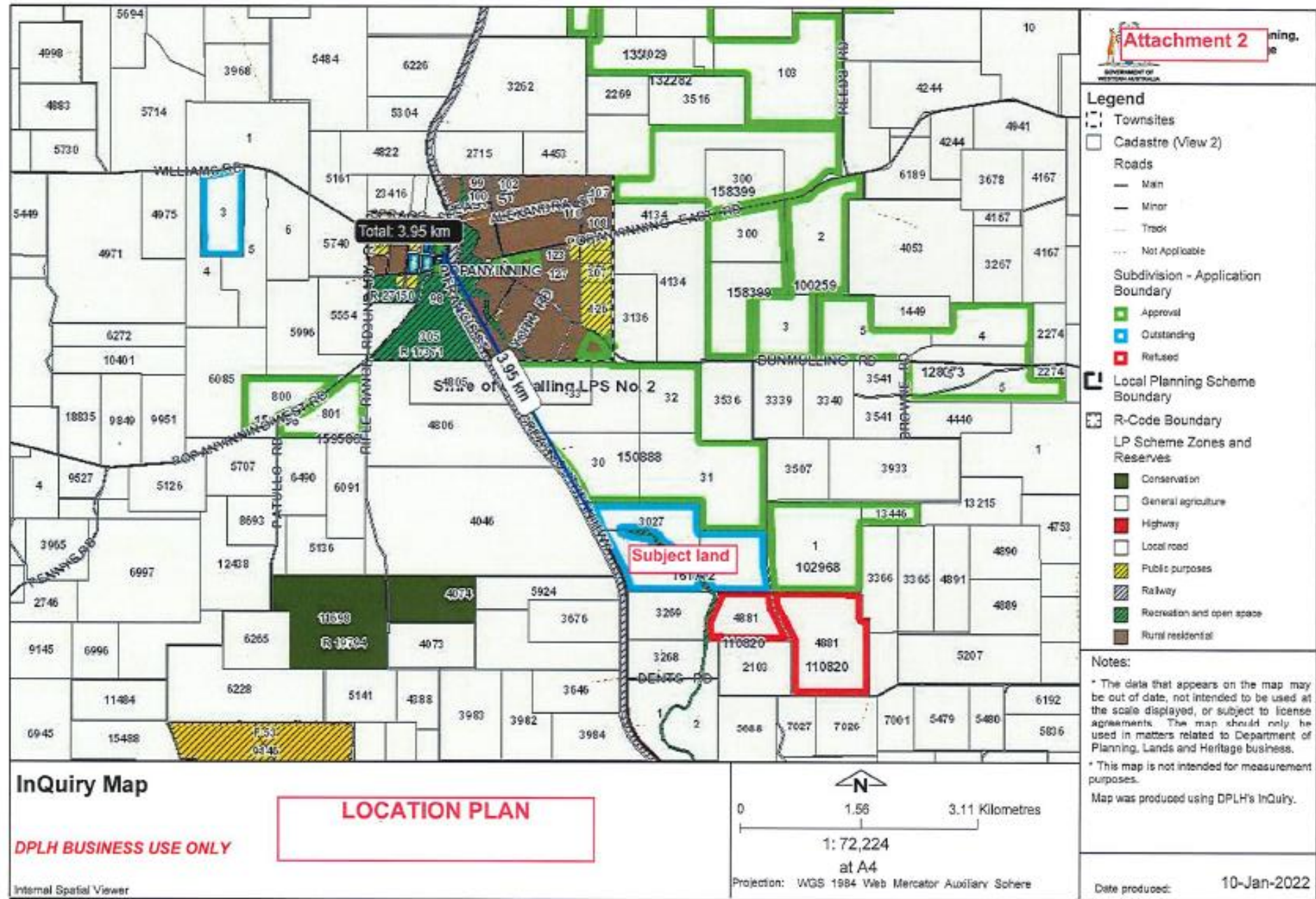
e-mail: <mailto:referrals@dplh.wa.gov.au>; web address: <http://www.dplh.wa.gov.au>











9.3 MANAGER OF WORKS AND SERVICES:

Nil

10. ELECTED MEMBERS' MOTION OF WHICH PREVIOUS NOTICE HAS BEEN GIVEN:

Nil

11. URGENT BUSINESS WITHOUT NOTICE WITH THE APPROVAL OF THE PRESIDENT OR MEETING:

12. CONFIDENTIAL MATTERS:

13. NEXT MEETING:

Ordinary Council Meeting, 2.00pm, Wednesday 16th March 2022 at the Shire of Cuballing Council Chambers, Campbell Street, Cuballing.

14. CLOSURE OF MEETING: