


SHIRE
OF

CUBALLING

*A progressive, diverse and caring community,
with access to modern services and infrastructure,
in a unique part of the world*

MINUTES

of the

Ordinary Meeting of Council

held

WEDNESDAY 16th MARCH 2022

Shire of Cuballing
Council Chambers
Campbell Street, Cuballing

These minutes were confirmed at the Ordinary Meeting held on Wednesday 20th April 2022.

Signed.....

Cr Eliza Dowling, Shire President
Wednesday 20th April 2022

COUNCIL MEETING PROCEDURES

1. All Council meetings are open to the public, except for matters raised by Council under “Confidential Matters”.
2. Members of the public may ask a question at an ordinary Council meeting at “Public Question Time”.
3. Members of the public who are unfamiliar with meeting procedures are invited to seek advice at the meeting. If unsure about proceedings, just raise your hand when the Presiding Member announces Public Question Time.
4. All other arrangements are in accordance with the Council’s standing orders, policies and decisions of the town.

DISCLAIMER

No responsibility whatsoever is implied or accepted by the Shire of Cuballing for any act, omission or statement or intimation occurring during Council/Committee meetings or during formal/informal conversations with staff. The Shire of Cuballing disclaims any liability for any loss whatsoever and howsoever caused arising out of reliance by any person or legal entity on any such act, omission or statement or intimation occurring during Council/Committee meetings or discussions. Any person or legal entity who acts or fails to act in reliance upon any statement does so at that person’s or legal entity’s own risk.

In particular, and without derogating in any way from the broad disclaimer above, in any discussion regarding any planning application or application for a licence, any statement or limitation of approval made by a member or officer of the Shire of Cuballing during the course of any meeting is not intended to be and is not taken as notice or approval from the Shire of Cuballing. The Shire of Cuballing warns that anyone who has an application lodged with the Shire of Cuballing must obtain and only should rely on WRITTEN CONFIRMATION of the outcome of that application and any conditions attaching to the decision made by the Shire of Cuballing in respect of the application.

1.	DECLARATION OF OPENING:	2
2.	ATTENDANCE/APOLOGIES/LEAVE OF ABSENCE:	2
2.1.1	Attendance	2
2.1.2	Apologies	2
2.1.3	Leave of Absence	2
3.	STANDING ORDERS:	2
4.	PUBLIC QUESTION TIME:	2
4.1	RESPONSE TO PREVIOUS QUESTIONS TAKEN ON NOTICE:	2
4.2	WRITTEN QUESTIONS PROVIDED IN ADVANCE:	3
4.3	PUBLIC QUESTIONS FROM THE GALLERY:	3
5.	APPLICATIONS FOR LEAVE OF ABSENCE:	3
6.	CONFIRMATION OF MINUTES:	3
6.1.1	Ordinary Meeting of Council held on Wednesday 16 th February 2022	3
6.1.2	Special Meeting of Council held on Monday 28 th February 2022	3
7.	PETITIONS/DEPUTATIONS/PRESENTATIONS/ SUBMISSIONS:	4
8.	DISCLOSURE OF FINANCIAL INTEREST:	4
9.	REPORTS OF OFFICERS AND COMMITTEES:	5
9.1	DEPUTY CHIEF EXECUTIVE OFFICER:	5
9.1.1	List of Payments – February 2022	5
9.1.2	Statement of Financial Activity	11
9.2	CHIEF EXECUTIVE OFFICER:	13
9.2.1	Review of Local Laws	13
9.2.2	Purchase of Motor Vehicle	16
9.2.3	Proposed Boundary Realignment – Lots 4, 3258 & 10640 Pauley Road, Commodine	18
9.2.4	2022 Federal Election – ALGA Advocacy Campaign	32
9.3	MANAGER OF WORKS AND SERVICES:	35
10.	ELECTED MEMBERS’ MOTION OF WHICH PREVIOUS NOTICE HAS BEEN GIVEN:	35
11.	URGENT BUSINESS WITHOUT NOTICE WITH THE APPROVAL OF THE PRESIDENT OR MEETING:	35
11.1.1	Urgent Business – Statement of Financial Activity – Request for approval to carryover Cuballing East Rd Upgrade Works WSNF Funding	35
11.1.2	Statement of Financial Activity	37
11.1.3	Request for Approval to Carryover Cuballing East Rd Upgrade Works WSNF Funding	59
12.	CONFIDENTIAL MATTERS:	61
13.	NEXT MEETING:	61
14.	CLOSURE OF MEETING:	61

1. DECLARATION OF OPENING:

The Shire President, Cr Dowling, declared the meeting open at 2:01pm.

2. ATTENDANCE/APOLOGIES/LEAVE OF ABSENCE:

2.1.1 Attendance

Cr Eliza Dowling	President
Cr Robert Harris	Deputy President
Cr Dawson Bradford	
Cr Julie Christensen	
Cr Adrian Kowald	
Cr Pete Dowdell	
Mr Stan Scott	Chief Executive Officer
Mr Bruce Brennan	Manager of Works and Services
Ms Bronwyn Dew	

2.1.2 Apologies

Nil

2.1.3 Leave of Absence

Nil

3. STANDING ORDERS:

COUNCIL DECISION 2022/19:

That Standing Orders be suspended for the duration of the meeting to allow for greater debate on items.

Moved: Cr Dowdell

Seconded: Cr Kowald

Carried 6/0

4. PUBLIC QUESTION TIME:

Nil

4.1 RESPONSE TO PREVIOUS QUESTIONS TAKEN ON NOTICE:

Nil

4.2 WRITTEN QUESTIONS PROVIDED IN ADVANCE:

Nil

4.3 PUBLIC QUESTIONS FROM THE GALLERY:

Nil

5. APPLICATIONS FOR LEAVE OF ABSENCE:

Cr Christensen requested Leave of Absence from the May 2022 Ordinary Meeting of Council

Cr Bradford requested Leave of Absence from the May 2022 Ordinary Meeting of Council

COUNCIL DECISION – 2022/20:

That Council,

1. grant Cr Christensen Leave of Absence from May 2022 Ordinary Meeting of Council;
and
2. grant Cr Bradford Leave of Absence from May 2022 Ordinary Meeting of Council

Moved: Cr Kowald

Seconded: Cr Harris

Carried 6/0

6. CONFIRMATION OF MINUTES:

6.1.1 Ordinary Meeting of Council held on Wednesday 16th February 2022

COUNCIL DECISION – 2022/21:

That the Minutes of the Ordinary Meeting of Council held on Wednesday 16th February 2022 be confirmed as a true record of proceedings.

Moved: Cr Kowald

Seconded: Cr Christensen

Carried 6/0

6.1.2 Special Meeting of Council held on Monday 28th February 2022

COUNCIL DECISION – 2022/22:

That the Minutes of the Special Meeting of Council held on Monday 28th February 2022 be confirmed as a true record of proceedings.

Moved: Cr Kowald

Seconded: Cr Harris

Carried 6/0

**7. PETITIONS/DEPUTATIONS/PRESENTATIONS/
SUBMISSIONS:**

Nil

8. DISCLOSURE OF FINANCIAL INTEREST:

DISCLOSURE OF FINANCIAL INTEREST AND PROXIMITY INTEREST

Cr Dowling declared a Financial Interest in 9.2.3 in that she is an owner of the subject property.

Cr Harris declared a Financial and Proximity interest in item 11.1.3 in that he is a supplier of gravel for Road Construction and that he owns property neighbouring Cuballing East Road.

9. REPORTS OF OFFICERS AND COMMITTEES:

9.1 DEPUTY CHIEF EXECUTIVE OFFICER:

9.1.1 List of Payments – February 2022

File Ref. No:	NA
Disclosure of Interest:	Nil
Date:	10 th March 2022
Author:	Nichole Gould
Attachments:	9.1.1A List of February Municipal Accounts 9.1.1B Credit Card Transactions

Summary

Council is to review payments made under delegation in February 2022.

Background – Nil

Comment

Council is provided at Attachments 9.1.1A with a list of payments made from Council's bank account during the month of February 2022.

Strategic Implications – Nil

Statutory Environment – Nil

Policy Implications – Nil

Financial Implications – Nil

Economic Implication – Nil

Environmental Considerations – Nil

Consultation – Nil

Options

Council may resolve:

1. the Officer's Recommendation; or
2. to not note the list of accounts.

Voting Requirements – Simple Majority

COUNCIL DECISION – 2022/23

That Council receives:

1. the List of Accounts paid in February 2022 under delegated authority in accordance with Regulation 13(1) of the Local Government (Financial Management) Regulations 1996, including payments from Council's Municipal Fund totalling \$629,445.99 included at Attachment 9.1.1A; and
2. a summary of transactions completed on Credit Cards by Council Staff for the period ending 28th February 2022 included at Attachment 9.1.1B.

Moved: Cr Kowald

Seconded: Cr Bradford

Carried 6/0

LIST OF FEBRUARY 2022 MUNICIPAL FUND ACCOUNTS

Chq/EFT	Name	Description	Amount
02022022	Police Licensing	Police Licensing Payments	490.20
03022022	Police Licensing	Police Licensing Payments	913.80
04022022	Police Licensing	Police Licensing Payments	30,340.00
07022022	Interest On Graders	Interest On Graders	13.60
07022022	Loan Repayment No. 63 Graders	Loan Repayment No. 63 Graders	3,700.19
08022022	Police Licensing	Police Licensing Payments	1,127.50
09022022	Police Licensing	Police Licensing Payments	104.40
10022022	Police Licensing	Police Licensing Payments	5,394.85
11022022	Police Licensing	Police Licensing Payments	297.55
14022022	ATO Clearing Account BAS	ATO Clearing Account BAS	6,163.00
14022022	Police Licensing	Police Licensing Payments	1,014.25
15022022	Police Licensing	Police Licensing Payments	1,138.20
16022022	Police Licensing	Police Licensing Payments	948.90
17022022	Police Licensing	Police Licensing Payments	1,331.40
1822022	Police Licensing	Police Licensing Payments	949.45
22022022	Police Licensing	Police Licensing Payments	892.70
23022022	Police Licensing	Police Licensing Payments	1,175.15
24022022	Police Licensing	Police Licensing Payments	652.95
25022022	ATO Clearing Account BAS	ATO Clearing Account BAS	10,708.00
25022022	Police Licensing	Police Licensing Payments	5,765.40
28022022	Police Licensing	Police Licensing Payments	1,844.45
EFT6749	Bruce Brennan	50% Reimbursement for Synergy Bill	270.32
EFT6750	Cuballing Christmas Tree	Face Painting - Christmas tree community event	212.00
EFT6751	Cuby Tavern	Catering	385.00
EFT6752	Dews Mini Excavations	Excavator and Bobcat hire drainage	990.00
EFT6753	Hanson Construction Materials	150 ton Washed granite MRD spec	9,435.99
EFT6754	Narrogin Earthmoving and Concrete	Supply and lay concrete cross overs, Pram and toilet ramps Popanyinning main Street upgrade	4,523.20
EFT6755	Narrogin Smash Repairs	Excess on truck repairs CN272.	1,000.00
EFT6756	Pingelly Tyre Service	7 x 11R 22.5 Trailer Tyres	2,156.00
EFT6757	S W Young Farming Co	1500m ³ of yellow sand for house pads	3,300.00
EFT6758	Toll Ipec (Courier Australia)	Monthly Freight Charges	11.01
EFT6759	Truck Centre (WA) Pty Ltd	Supply 1 x GW 26 460 Quon Prime mover	224,370.30
EFT6760	Westrac	1 x 205lt Cat engine oil 1 x 205 Cat hydraulic oil 1 x right hand mirror 3 x 20lt radiator coolant	910.70
EFT6761	Wren Oil	Removal of waste oil from Cuballing Transfer Station	16.50

Attachment 9.1.1A

Chq/EFT	Name	Description	Amount
EFT6782	Air Response	6 Monthly Service of Air Conditioners	118.56
EFT6783	Bill & Bens Hot Bread Shop	Catering – Australia Day Event	21.60
EFT6784	Bitutek	Stratherne Road Prima Seal	22,361.46
EFT6785	Best Office Systems	Monthly Copier Charges	576.06
EFT6786	C&D Cutri	Bridge Maintenance	11,165.00
EFT6787	Cuby Tavern	Catering	57.00
EFT6788	DX Print Group Pty Ltd	DLX Envelopes	396.00
EFT6789	Hancocks Home Hardware	Monthly account	33.50
EFT6790	Keeling Electrical Group Pty Ltd	Replace ceiling Fluro in Depot Lunchroom	220.00
EFT6791	Narrogin Earthmoving and Concrete	Dry hire excavator	3,165.25
EFT6792	Peter Clarke	Reimbursement of medical	200.60
EFT6793	Pingelly Quality Meats	Catering - Australia Day Event	224.00
EFT6794	Acumentis South West (WA)	Land Valuation	2,860.00
EFT6795	Toll Ipec (Courier Australia)	Monthly Freight Charges January	276.76
EFT6796	Two Little Chicks	Catering - Australia Day Event	90.00
EFT6797	Unique Strokes WA	Paint CEO residence	12,410.00
EFT6798	Wallis Computer Solutions	Licence Fees - January 2022	271.35
EFT6799	Winc Australia Pty Limited	Stationery	62.82
EFT6800	Zircodate Pty Ltd	Barcodes for archiving	16.55
EFT6801	Hersey Safety Pty Ltd	2 x boxes surgical masks 2 x boxes p1 masks	396.00
EFT6802	Water Wise Water Trucks Australia Pty Ltd	3 x magnum batter sprays 3 x diaphragm kits including freight	2,166.70
EFT6803	Burgess Rawson (WA) Pty Ltd	Water consumption Cuballing War Memorial	630.40
EFT6804	Bronwyn Dew	50% reimbursement electricity	382.07
EFT6805	Cloud Payment Group	Debt Collection	1,172.00
EFT6806	Hanson Construction Materials	150 ton Washed granite MRD spec	8,041.31
EFT6807	Narrogin Bearing Services	air line parts for Giga prime mover (water cart)	95.51
EFT6808	Narrogin Earthmoving and Concrete	1.2cm ³ Concrete for Wall and flag pole fittings	488.62
EFT6809	Parrys Narrogin	1 x pair steel blue work boots	305.95
EFT6810	Quality Press	Bushfire stationery	253.00
EFT6811	Shire of Narrogin	Ranger Services	249.00
EFT6812	Toll Ipec (Courier Australia)	Monthly Freight Charges -	48.65
EFT6813	Stabilised Pavements of Australia	Stratherne Cement Stabilisation 4800m ²	101,094.49
EFT6814	Stanley Scott	Pre-Employment Medical and Police Clearance Reimbursement	206.00
EFT6815	AC & EJ Fulford & Co	Dozer hire to push 2,000m ²	7,260.00

Attachment 9.1.1A

Chq/EFT	Name	Description	Amount
EFT6816	Bill & Bens Hot Bread Shop	Catering - Community Fire Debrief	57.60
EFT6817	Dews Mini Excavations	Excavator hire to repair damaged culvert	462.00
EFT6818	Edge Planning & Property	Town Planning Service	1,302.40
EFT6819	Great Southern Fuel Supplies	Bulk Diesel Fuel Delivery	26,773.75
EFT6820	Great Southern Waste Disposal	Rubbish Removal - Household Service	12,782.22
EFT6821	Hersey Safety Pty Ltd	100 x Guide Posts 200 x red delineators 200 x white delineators	3,880.00
EFT6822	Kalexpress & Quality Transport	Monthly Freight Charges	81.59
EFT6823	Lansdell Family Music	Cuballing Music Festival Entertainment	4,000.00
EFT6824	McDougall Weldments	1 x 1200 x 1220 checker plate	205.87
EFT6825	Narrogin Packaging and Motorcycles & Accessories	1 x 20lt Revive Disinfectant 4 x 5lt Pumps	203.50
EFT6826	Narrogin Country Fresh Meats	Catering	232.26
EFT6827	Narrogin Embroidery	Staff Uniforms	216.00
EFT6828	Narrogin Glass & Quickfit Windscreens & Narrogin Window Tinting	Repair fly screen door CEO residence	168.65
EFT6829	Narrogin Pumps Solar and Spraying	3 x s/steel hex nipple 3 x 75mm camlock fittings 1 x ultra sealant	244.71
EFT6830	R J Smith Engineering	1 x 2.4m x 1200m x 6mm Plate 1 x 1200m x 1200m x 6mm Plate	622.95
EFT6831	RJ'S Car Wash	Car Detailing	150.00
EFT6832	Stallion Homes	Progress Claim - Cuballing Independent Living Units	16,644.72
EFT6833	Total Quality Clean	Vacate clean - early February	1,650.00
EFT6850	Allan's Bobcat & Truck Hire	Supply and lay Footing and limestone wall	3,564.00
EFT6851	Allans Auto Electrics and Air Conditioning	Find and repair fault with Air-conditioner	852.50
EFT6852	Bitutek	Wandering Narrogin Reseal	19,971.60
EFT6853	BKS Electrical	Rewire internal phone Shire Office	220.00
EFT6854	Best Office Systems	Monthly Copier Charges	679.52
EFT6855	Cuballing Building Company	Pickup steel and install into cross over in Popanyinning	1,667.79
EFT6856	Cuby Roadhouse	Boxes of Photocopier Paper	556.30
EFT6857	Cuby Tavern	Catering	288.00
EFT6858	Department Fire and Emergency Services	2021/22 ESL Levy	88.00

Attachment 9.1.1A

Chq/EFT	Name	Description	Amount
EFT6859	Derbahl	Pump out septic tanks	520.00
EFT6860	Great Southern Fuel Supplies	Monthly Fuel Card - Dec 2021	120.27
EFT6861	Melchiorre Plumbing and Gas	Investigate smell in bathroom drain	240.90
EFT6862	Sportspower Narrogin	Staff Uniforms	140.00
EFT6863	Toll Ipec (Courier Australia)	Monthly Freight Charges	11.01
EFT6864	Wallis Computer Solutions	M365 Annual Licensing	2,195.11
EFT6865	Winc Australia Pty Limited	Stationery	103.73
20116	Synergy	Electricity Charges Council Properties	1,037.51
20117	Synergy	Electricity Charges Council Properties	2,794.61
20118	Synergy	Electricity Charges - Street Lights	683.09
20119	Water Corporation	Water Charges - Council Properties	4,553.54
20120	Australia Post	PO Box Annual Renewal	99.00
20121	Water Corporation	Water Charges - Cuballing Standpipe	2,081.00
DD2884.1	Hostplus Super	Superannuation contributions	292.19
DD2884.2	Matrix Superannuation	Superannuation contributions	197.85
DD2884.3	Australian Super	Superannuation contributions	971.77
DD2884.4	Aware Super Pty Ltd	Payroll deductions	5,471.51
DD2884.5	CBUS	Superannuation contributions	490.41
DD2884.6	Colonial First State	Superannuation contributions	218.58
DD2898.1	Telstra	Phone Service - Landlines	260.94
DD2900.1	linet Limited	Monthly NBN Internet Service CEO Residence	89.99
DD2906.1	Aware Super Pty Ltd	Superannuation contributions	551.58
DD2906.2	Aware Super Pty Ltd	Payroll deductions	157.59
DD2918.1	Hostplus Super	Superannuation contributions	286.34
DD2918.2	Aware Super Pty Ltd	Payroll deductions	5,381.24
DD2918.3	Matrix Superannuation	Superannuation contributions	175.88
DD2918.4	Australian Super	Superannuation contributions	965.77
DD2918.5	CBUS	Superannuation contributions	95.38
DD2918.6	MLC	Superannuation contributions	30.75
DD2918.7	Colonial First State	Superannuation contributions	218.58
DD2920.1	Telstra	SMS Harvest Ban Service	304.97
DD2928.1	National Australia Bank	Credit Card	1,275.80
			629,445.99

CREDIT CARD TRANSACTIONS

SUPPLIER	DETAIL OF PURCHASE	TOTAL
Broadwater Reception	Gift Voucher	250.00
Workwear Group	Staff Uniform Order	355.60
Winc	Desk Chair and Delivery Fees	334.40
Aussie Broadband	Monthly NBN Subscription	79.00
Shire of Cuballing	New Vehicle Licence	206.30
Shire of Cuballing	Vehicle Plate Change	30.50
Popanyinning Store	Postage 130 Pamphlets	20.00
	TOTALS	1275.80

9.1.2 Statement of Financial Activity

Applicant:	N/A
File Ref. No:	ADM214
Disclosure of Interest:	Nil
Date:	9 th March 2022
Author:	Stan Scott, Chief Executive Officer
Attachments:	Nil

Summary

Council is to consider the Statement of Financial Activity for February 2022.

Background

As per the Financial Management Regulation 34 each Local Government is to prepare each month a statement of financial activity reporting on the sources and applications of funds, as set out in the annual budget under regulation 22(1) (d), for that month with the following detail

- The annual budget estimates,
- The operating revenue, operating income, and all other income and expenses,
- Any significant variations between year to date income and expenditure and the relevant budget provisions to the end of the relevant reporting period,
- Identify any significant areas where activities are not in accordance with budget estimates for the relevant reporting period,
- Provide likely financial projections to 30 June for those highlighted significant variations and their effect on the end of year result,
- Include an operating statement, and
- Any other required supporting notes.

Comment

The Shire of Cuballing is in the process of recruiting a new Deputy CEO following the resignation of Ms Bronwyn Dew. Ms Dew will continue to provide some services for the Shire until the new DCEO is recruited and trained. She will be attending the Shire on 16th March and may be able to provide a Statement of Financial Activity as a late item. If not the report will be provided at the April Ordinary Meeting of Council.

Strategic Implications – Nil

Statutory Environment – Nil

Policy Implications – Nil

Financial Implications – Nil

Economic Implication – Nil

Environmental Considerations – Nil

Consultation – Nil

Options

Council may resolve:

1. To note the delay in the Statement of Financial Activity; or
2. If it is available receive the Statement of Financial Activity as a late item.

Voting Requirements – Simple Majority

OFFICER'S RECOMMENDATION:

Note that the Statement of Financial Activity for the Shire of Cuballing for period ending 28th February 2022 will be presented at the April Ordinary Meeting if Council.

This item lapsed for want of a mover.

Reason: The Statement of Financial Activity was presented as a late item at 11.1.2

9.2 CHIEF EXECUTIVE OFFICER:

9.2.1 Review of Local Laws

Applicant: CEO – Stan Scott
File Ref. No: ADM 321
Disclosure of Interest: Nil
Date: 3 March 22
Author: CEO- Stan Scott
Attachments: Nil

Summary

Council is required to review any new Local Law within 8 Years of adoption and every 8 years thereafter.

Background

The Department of Local Government, Sport and Cultural Industries maintains a Register of Local Laws. According to the register the Shire of Cuballing has 6 current Local Laws.

Local Law	Date Adopted	Review Due
Local Government Property Local Law 2018	16-1-2018	2024
Health Local Laws 2007	5-6-2007	2015
Dogs Local Law 2004	10-9-2004	2014
Cemeteries - Cuballing and Popanyinning	18-9-1998	2014
Standing Orders	18-9-1998	2014
Pest Plants	18-7-1980	2014

It appears the last time there was a Review of Local Laws was 2006. With the exception of the Local Government Property Local Law all are overdue for review.

Comment

The review process is fairly simple

Council advertises its intention to review its local laws and invites submissions from the public. After the close of submissions Council decides whether to amend or repeal any of its local laws.

Nothing in the periodic review process prevents the Council from amending or repealing a Local Law or adopting a new Local Law at any time.

Strategic Implications - Nil

Statutory Environment – Nil

The Local Government Act 1995 has the following provision:

3.16. Periodic review of local laws

- (1) Within a period of 8 years from the day when a local law commenced or a report of a review of the local law was accepted under this section, as the case requires, a local government is to carry out a review of the local law to determine whether or not it considers that it should be repealed or amended.
- (2) The local government is to give local public notice stating that —
 - (a) the local government proposes to review the local law; and
 - (b) a copy of the local law may be inspected or obtained at any place specified in the notice; and
 - (c) submissions about the local law may be made to the local government before a day to be specified in the notice, being a day that is not less than 6 weeks after the notice is given.

[(2a) *deleted*]

- (3) After the last day for submissions, the local government is to consider any submissions made and cause a report of the review to be prepared and submitted to its council.
- (4) When its council has considered the report, the local government may determine* whether or not it considers that the local law should be repealed or amended.

* *Absolute majority required.*

Policy Implications

Local Laws are a powerful policy tool for Local Governments. They are enforceable.

They are also time consuming to adopt or amend. The rule of thumb is to have all the Local Laws that you need and none that you don't.

Financial Implications

Any amendment or repeal must be advertised in the Government Gazette,

Economic Implication - Nil

Environmental Considerations - Nil

Consultation

The periodic review of Local Laws has mandated minimum consultation requirements.

Options

Council may resolve:

1. the Officer's Recommendation; or
2. Decide to conduct the periodic review of Local Laws at some other time.

Voting Requirements – Simple Majority

COUNCIL DECISION 2022/24:

That Council give a local public notice stating that —

- a) the Shire of Cuballing proposes to review its local laws; and**
- b) a copy of the local laws may be inspected at the Shire Administration or on the Shire's website; and**
- c) submissions about the local laws may be made to the local government before a day to be specified in the notice, being a day that is not less than 6 weeks after the notice is given.**

Moved: Cr Bradford

Seconded: Cr Harris

Carried 6/0

9.2.2 Purchase of Motor Vehicle

Applicant: N/A
File Ref. No: ADM138
Disclosure of Interest: Nil
Date: 9th March 2022
Author: Stan Scott, Chief Executive Officer
Attachments: Nil

Summary

Council is requested to authorise unbudgeted expenditure for the purchase of a new passenger vehicle as part of the package for the Deputy CEO.

Background

At its January Special Meeting Council approved the employment package for the recruitment of a new Deputy CEO. As part of that package private use of a motor vehicle was included. In the financial implications it was noted that “*Council will be required to purchase or lease a motor vehicle as an out of budget expense.*”

Comment

To satisfy the requirements of S6.8 of the Act, Council is now requested to approve by Absolute Majority the vehicle purchase.

Strategic Implications – Nil

Statutory Environment

The Local Government Act 1995 requires that:

6.8. Expenditure from municipal fund not included in annual budget

- (1) A local government is not to incur expenditure from its municipal fund for an additional purpose except where the expenditure —
 - (a) is incurred in a financial year before the adoption of the annual budget by the local government; or
 - (b) is authorised in advance by resolution*; or
 - (c) is authorised in advance by the mayor or president in an emergency.

** Absolute majority required.*

While the January 2021 resolution endorsed the employment package it did not specifically approve the unbudgeted purchase of the vehicle.

Policy Implications – Nil

Financial Implications

The purchase price of a suitable vehicle will be approximately \$33,500.

These are well publicised shortages of stock of new passenger vehicles, but there is very limited stock of suitable vehicles available in Narrogin.

In February we sold the Isuzu Giga at auction. Our budgeted sale price was 35,000, but the final sale price was over \$56,000. This should help offset the cost of the new vehicle.

Economic Implication – Nil

Environmental Considerations – Nil

Consultation – Nil

Options

Council may resolve:

1. the Officer's Recommendation; or
2. make an alternative resolution.

Voting Requirements – Absolute Majority

COUNCIL DECISION - 2022/25:

That Council authorises unbudgeted expenditure of up to \$34,000 for the purchase of a new passenger vehicle as part of the package for the deputy CEO.

Moved: Cr Bradford

Seconded: Cr Dowdell

Carried by Absolute Majority 6/0

Cr Dowling declared a Financial Interest in 9.2.3 in that she is an owner of the subject property and left the Meeting at 2:34pm.

Cr Harris took the chair.

9.2.3 Proposed Boundary Realignment – Lots 4, 3258 & 10640 Pauley Road, Commodine

Location:	Lots 4, 3258 & 10640 Pauley Road, Commodine
Applicant:	PH & KE Gow Licensed Surveyors on behalf of T Dowling & Winterlong Farms Pty Ltd
File Ref. No:	162077
Disclosure of Interest:	Nil
Date:	10 March 2022
Author:	Stan Scott
Attachments	9.2.3A Letter and plan from applicant 9.2.3B Location plan

Summary

A boundary realignment application, for Lots 4, 3258 and 10640 Pauley Road, to create two realigned lots is supported.

Background

The Western Australian Planning Commission (WAPC) has referred a boundary realignment application to the Shire for comment. The application, proposing no additional lots, is set out in Attachment 9.2.3A.

The application site currently consists of 3 titles: Lot 4 (63.10 hectares), Lot 3258 (41.58 hectares) and Lot 10640 (25.5 hectares). The proposal is to create two lots with Lot 'A' (63.52 hectares) and Lot 'B' (66.67 hectares). Both proposed lots will continue to be used for rural farming purposes.

The site's location is outlined in Attachment 9.2.3A. The site is approximately 19 kilometres north-east of Cuballing and is located on the corner of Pauley Road and Murbys Road. The site is generally cleared, with a small portion of native vegetation, contains a dam and is dissected with a seasonal creek. The site does not contain any dwellings or sheds.

Planning framework

In summary:

- The property is zoned 'General Agriculture' in the *Shire of Cuballing Local Planning Scheme No. 2* (LPS2);
- LPS2 objectives for the General Agriculture zone, which are applicable to this application, include 'to preserve productive land suitable for grazing, cropping and other compatible productive rural uses in a sustainable manner' and 'to protect the economic viability of rural zoned land through a presumption against subdivision except where such subdivision will enhance and/or promote the viability and diversity of general farming activity';
- The property is classified as 'Rural' in the *Shire of Cuballing Local Planning Strategy*. While the Strategy does not generally support additional lots in rural areas, it generally supports boundary realignments;
- Portions of the site are classified as a Bushfire Prone Area as set out at <https://maps.slip.wa.gov.au/landgate/bushfireprone/>;
- The WAPC's *Development Control Policy 3.4 Subdivision of Rural Land* (Policy DC3.4) outlines the WAPC will consider rural subdivision for a limited range of exceptional

circumstances. One of these exceptional circumstances is 'to realign lot boundaries with no increase in the number of lots, where the resultant lots will not adversely affect rural land uses'; and

- Section 6.3 of Policy DC3.4 is of relevance to this application. The Policy, in part, states:

'Multiple lots in one ownership may be rationalised provided that:

- (a) there is no increase in the number of lots;
- (b) the new boundaries achieve improved environmental and land management practices and minimise adverse impacts on rural land use;
- (c) no new roads are created, unless supported by the local government;
- (d) new vehicle access points on State roads are minimised; and
- (e) rural living sized lots (1-40 hectares), created as a result of the rationalisation, have appropriate buffer from adjoining farming uses and water resources, and may have notifications placed on title advising that the lot is in a rural area and may be impacted by primary production.'

Comment

The boundary realignment application is supported. It is noted the application reduces the number of lots from 3 to 2, the application is consistent with the planning framework and proposed Lot 'A' will have legal and practical vehicular access to Pauley Road (in the south-east section of Lot 'A').

Based on WAPC policy, it is suggested a condition be recommended to the WAPC adding a notification to the titles relating to the bushfire prone area.

Strategic Implications – Nil

Statutory Environment

Planning and Development Act 2005 and LPS2.

Policy Implications

Nil. The application complies with LPS2 and the Local Planning Strategy.

Financial Implications - Nil

Economic Implications

The application does not create additional lots but seeks to improve current land management.

Social Implications - Nil

Environmental Considerations - Nil

Consultation

The WAPC invites comments from the Shire, servicing agencies and relevant State Government departments on subdivision and boundary realignment applications.

Options

The Council can resolve to:

1. Support the officer recommendation;

2. Support the boundary realignment with no conditions; or
3. Not support the boundary realignment (giving reasons).

Voting Requirements - Simple Majority

COUNCIL DECISION - 2022/25:

That Council support the boundary realignment application, of Lots 4, 3258 and 10640 Pauley Road, Commodine (WAPC 162077), subject to the following condition:

No.	Code	Condition
1	F2	A notification, pursuant to Section 165 of the <i>Planning and Development Act 2005</i> , is to be placed on the certificate(s) of title of the proposed lot(s) advising of the existence of a hazard or other factor. Notice of this notification is to be included on the diagram or plan of survey (deposited plan). The notification is to state as follows: 'This land is within a bushfire prone area as designated by an Order made by the Fire and Emergency Services Commissioner and may be subject to a Bushfire Management Plan. Additional planning and building requirements may apply to development on this land.' (Western Australian Planning Commission)

Moved: Cr Dowdell

Seconded: Cr Kowald

Carried 5/0

Cr Dowling entered the meeting at 2.41pm.

Cr Dowling resumed the chair.



Your Ref : 162077
Previous Ref :
Enquiries : Rosa Rigali (6551 9306)

3 March 2022

Application No: 162077 - Lot No 4, 3258, 10640 Pauley Road Cuballing

The Western Australian Planning Commission has received an application for planning approval as detailed below. Plans and documentation relating to the proposal are attached. The Commission intends to determine this application within 90 days from the date of lodgement.

Please provide any information, comment or recommended conditions pertinent to this application by 14 April 2022 being 42 days from the date of this letter. The Commission will not determine the application until the expiry of this time unless all responses have been received from referral agencies. If your response cannot be provided within that period, please provide an interim reply advising of the reasons for the delay and the date by which a completed response will be made or if you have no comments to offer.

Referral agencies are to use the Model Subdivision Conditions Schedule in providing a recommendation to the Commission. Non-standard conditions are discouraged, however, if a non-standard condition is recommended additional information will need to be provided to justify the condition. The condition will need to be assessed for consistency against the validity test for conditions. A copy of the Model Subdivision Conditions Schedule can be accessed: www.dplh.wa.gov.au

Send responses via email to referrals@dplh.wa.gov.au. Always quote reference number "162077" when responding.

This proposal has also been referred to the following organisations for their comments: *Health Dept Of Wa, Western Power, Water Corporation, Dept Mines Ind Regulation And Safety, Dept Biodiversity, Conser & Attraction and LG Shire Of Cuballing.*

Yours faithfully

A handwritten signature in black ink, appearing to read "Sam Fagan".

Ms Sam Fagan
Secretary
Western Australian Planning Commission



APPLICATION DETAILS

<i>Application Type</i>	Subdivision	<i>Application No</i>	162077
<i>Applicant(s)</i>	Mr Peter Gow		
<i>Owner(s)</i>	Mr Todd Wilson Dowling; Winterlong Farms Pty Ltd		
<i>Locality</i>	Lot No 4, 3258, 10640 Pauley Road Cuballing		
<i>Lot No(s).</i>	4, 3258, 10640	<i>Purpose</i>	Rural
<i>Location</i>		<i>Local Gov. Zoning</i>	General Agriculture, Local Road
<i>Volume/Folio No.</i>	1685/964, 1744/685, 1904/782	<i>Local Government</i>	Shire Of Cuballing
<i>Plan/Diagram No.</i>	112467, 70401, 84347	<i>Tax Sheet</i>	
<i>Centroid Coordinates</i>	mE mN		
<i>Other Factors</i>	BUSHFIRE PRONE AREA, THREATENED ECOLOGICAL COMMUNITY BUFFER, REMNANT VEGETATION (NLWRA), THREATENED FAUNA BUFFER, DMP		

e-mail: <mailto:referrals@dplh.wa.gov.au>; web address: <http://www.dplh.wa.gov.au>



Application for Approval of Freehold or Survey Strata Subdivisions

Lodgement ID: 2022-224161

Submission Date: 28/02/2022 02:57 PM

Your Reference

Location of Subject Property

No. of applicants

Are you applying on your own behalf?

Are you the primary applicant?

Do you have consent to apply from all landowners?

Lodgement Type

Submitted by

Email

Dwelling

Pauley Rd, Cuballing

1

No

Yes

Yes

Subdivision

Peter Gow

peter-gow@bigpond.com

DEPARTMENT OF PLANNING, LANDS AND HERITAGE	
DATE	FILE
02-Mar-2022	152022

About the land

Number of current lots on the land 3

Total number of proposed lots on
the land including balance lots 2

Drainage Reserves 0

Public Access Ways 0

Recreation Reserves 0

Right of Ways 0

Road Reserves 0

Road Widening 0

Number of fee paying lots 2

Number of fee exempt lots 0

What is the proposed use/development?

Proposed Use

Lot size

Number of Lots

Rural

Over 25 HA

2

Local Government

Shire Of Cuballing

Existing dwellings

No

Is common property proposed

No

Applicants

Primary applicant (1)

Is the applicant a
company/organisation?

No

Is the applicant a landowner?

No

Name/Company

Mr Peter Gow

ABN / ACN

N/A

Email

peter-gow@bigpond.com

Phone number

0428250862

Address

Street address

PO Box 580

Town / Suburb or City

Narrogin

State

WA

Post Code

6312

Country

AUSTRALIA

OR Non-Australian Address,
P.O. Box, & etc

N/A

Certificate of Title Details

Lots with certificate (1)

Volume

1744

Folio

685

Lot Number

4

Plan Number

70401

Total land area

63.1

Land Area Units

Hectares

Reserve number (if applicable)

N/A

No. of landowners

1

Is the Landowners name different to that shown on the Certificate of Title?

No

Landowners

Landowner (1)

Full name

N/A

Company / Agency

Wintalong Farms Pty Ltd

ACN / ABN

87436464757

Landowner type

Sole Company

Address

Street address

57 Fortune Street

Town / Suburb or City

Narrogin

State

WA

Post code

6312

Country

AUSTRALIA

OR Non-Australian Address,
P.O. Box, & etc

N/A

Company signatory 1

First name	Last name	Position	
Simon	Newman	Director	
Lots with certificate (2)			
Volume	1685	Folio	964
Lot Number	10840	Plan Number	84347
Total land area	25.5	Land Area Units	Hectares
Reserve number (if applicable)	N/A	No. of landowners	1
Is the Landowners name different to that shown on the Certificate of Title?			No
Landowners			
Landowner (1)			
Full name	N/A	Company / Agency	Winterlong Farms Pty Ltd
ACN / ABN	87436464757	Landowner type	Sole Company
Address			
Street address	57 Fortune Street	Town / Suburb or City	Narrogin
State	WA	Post code	6312
Country	AUSTRALIA	OR Non-Australian Address, P.O. Box, & etc	N/A
Company signatory 1			
First name	Last name	Position	
Simon	Newman	Director	
Lots with certificate (3)			
Volume	1904	Folio	782
Lot Number	3258	Plan Number	112467
Total land area	41.6	Land Area Units	Hectares
Reserve number (if applicable)	N/A	No. of landowners	1
Is the Landowners name different to that shown on the Certificate of Title?			No
Landowners			
Landowner (1)			
Full name	Mr Todd Dowling	Company / Agency	N/A
ACN / ABN	N/A	Landowner type	Registered Proprietor/s
Address			
Street address	Dowling Rd Dowling Street	Town / Suburb or City	Popanyinning
State	WA	Post code	6309
Country	AUSTRALIA	OR Non-Australian Address, P.O. Box, & etc	N/A
Subdivision detail			
Number of dwellings	N/A	Dwelling retained	N/A
Dwelling description	N/A		
Number of outbuildings/structures	N/A	Structure/s retained	N/A
Other description	N/A		
Structure description	N/A		
Is a battleaxe lot/s proposed?			No
Does plan show the width and length of the access leg, the area of the access leg and total area of the rear lot			Not applicable
Has the land ever been used for potentially contaminating activity			No
Does the land contain any sites that have been classified under the Contaminated Sites Act 2003			No
Does the land contain any sites that have been reported or required to be reported under the Contaminated Sites Act 2003			No
Is the land located in an area where site characteristics or local knowledge lead you to form the view that there is a significant risk of acid sulfate soils in this location			No
Is this application to be assessed under the Liveable Neighbourhoods policy and is supporting documentation attached?			No
Is the development within a Bushfire Prone Area?			N/A
Are there any dewatering or drainage works proposed to be undertaken			No
Is excavation of 100 cubic metres or more of soil proposed			No
If yes did the Acid Sulfate Soils investigation indicate acid sulfate soils were present			No
Is a Termination Proposal Attached			No
Is a Strata Company Resolution Attached			No

Fee & Payment

Fee amount	\$3,547.00	Payment Type	By Card
------------	------------	--------------	---------

Attachments

Attachment name	Attachment type
1. Consent Dowling signed-6.pdf	Authorised Letter of Consent
2. Consent letter Winterlong signed-2.pdf	Authorised Letter of Consent
3. Consent letter Winterlong signed-4.pdf	Authorised Letter of Consent
4. ct 1685 964-3.pdf	Certificate of Title
5. ct 1744 685-1.pdf	Certificate of Title
6. ct 1904 782-5.pdf	Certificate of Title
7. Form_1A_CheckList-10.pdf	Required Information about the Proposal
8. WAPC letter-8.pdf	Liveable Neighbourhoods Compliance Statement
9. WAPC letter-9.pdf	Required Information about the Proposal
10. WAPC Sketch-7.pdf	Subdivision Plan

Perth	Albany	Bunbury	Geraldton	Mandurah
140 William Street	PO Box 1108	Sixth Floor	Regional Planning and Strategy	Unit 2B
Perth	Albany	Bunbury Tower	Office 10	11-13 Pinjarra Road
Western Australia, 6000,	Western Australia, 6330	81 Victoria Street	209 Foreshore Drive	Mandurah
Locked Bag 2506 Perth, 6001		Bunbury	Geraldton	Western Australia, 6210
		Western Australia, 8230	Western Australia, 6530	
Tel: (08) 6551 9000	Tel: (08) 9882 7333	Tel: (08) 9791 0577	Tel: (08) 9960 6999	Tel: (08) 9586 4680
Fax: (08) 6551 9001	Fax: (08) 9841 8304	Fax: (08) 9791 0576	Fax: (08) 9964 2912	Fax: (08) 9581 5491

WESTERN



AUSTRALIA

REGISTER NUMBER 10640/DP84347	
DUPLICATE EDITION 1	DATE DUPLICATE ISSUED 31/1/2006

RECORD OF CERTIFICATE OF TITLE
UNDER THE TRANSFER OF LAND ACT 1893

VOLUME FOLIO
1685 964

The person described in the first schedule is the registered proprietor of an estate in fee simple in the land described below subject to the reservations, conditions and depth limit contained in the original grant (if a grant issued) and to the limitations, interests, encumbrances and notifications shown in the second schedule.

BGRoberts
REGISTRAR OF TITLES

**LAND DESCRIPTION:**

LOT 10640 ON DEPOSITED PLAN 84347

REGISTERED PROPRIETOR:
(FIRST SCHEDULE)

WINTERLONG FARMS PTY LTD OF 57 FORTUNE STREET NARROGIN WA 6312

(T O336269) REGISTERED 31/1/2020

LIMITATIONS, INTERESTS, ENCUMBRANCES AND NOTIFICATIONS:
(SECOND SCHEDULE)

1, *O336270 MORTGAGE TO RABOBANK AUSTRALIA LTD REGISTERED 31/1/2020.

Warning: A current search of the sketch of the land should be obtained where detail of position, dimensions or area of the lot is required.
* Any entries preceded by an asterisk may not appear on the current edition of the duplicate certificate of title.
Lot as described in the land description may be a lot or location.

-----END OF CERTIFICATE OF TITLE-----

STATEMENTS:

The statements set out below are not intended to be nor should they be relied on as substitutes for inspection of the land and the relevant documents or for local government, legal, surveying or other professional advice.

SKETCH OF LAND: 1685-964 (10640/DP84347)
PREVIOUS TITLE: 1179-594
PROPERTY STREET ADDRESS: NO STREET ADDRESS INFORMATION AVAILABLE.
LOCAL GOVERNMENT AUTHORITY: SHIRE OF CUBALLING

NOTE 1: DUPLICATE CERTIFICATE OF TITLE NOT ISSUED AS REQUESTED BY DEALING
O336270

WESTERN



AUSTRALIA

REGISTER NUMBER	
3258/DP112467	
DUPLICATE EDITION	DATE DUPLICATE ISSUED
4	11/2/2022

RECORD OF CERTIFICATE OF TITLE
UNDER THE TRANSFER OF LAND ACT 1893

VOLUME 1904 FOLIO 782

The person described in the first schedule is the registered proprietor of an estate in fee simple in the land described below subject to the reservations, conditions and depth limit contained in the original grant (if a grant issued) and to the limitations, interests, encumbrances and notifications shown in the second schedule.

BC Roberts
REGISTRAR OF TITLES

**LAND DESCRIPTION:**

LOT 3258 ON DEPOSITED PLAN 112467

REGISTERED PROPRIETOR:
(FIRST SCHEDULE)

TODD WILSON DOWLING OF "WONGEE FARM" DOWLING ROAD POPANYINNING WA 6309
(T P009025) REGISTERED 14/1/2022

LIMITATIONS, INTERESTS, ENCUMBRANCES AND NOTIFICATIONS:
(SECOND SCHEDULE)

Warning: A current search of the sketch of the land should be obtained where detail of position, dimensions or area of the lot is required.
* Any entries preceded by an asterisk may not appear on the current edition of the duplicate certificate of title.
Lot as described in the land description may be a lot or location.

-----END OF CERTIFICATE OF TITLE-----

STATEMENTS:

The statements set out below are not intended to be nor should they be relied on as substitutes for inspection of the land and the relevant documents or for local government, legal, surveying or other professional advice.

SKETCH OF LAND: 1904-782 (3258/DP112467)
PREVIOUS TITLE: 862-68
PROPERTY STREET ADDRESS: NO STREET ADDRESS INFORMATION AVAILABLE
LOCAL GOVERNMENT AUTHORITY: SHIRE OF CUBALLING

WESTERN



AUSTRALIA

REGISTER NUMBER	
4/D70401	
DUPLICATE EDITION	DATE DUPLICATE ISSUED
2	7/2/2020

RECORD OF CERTIFICATE OF TITLE
 UNDER THE TRANSFER OF LAND ACT 1893

VOLUME 1744 FOLIO 685

The person described in the first schedule is the registered proprietor of an estate in fee simple in the land described below subject to the reservations, conditions and depth limit contained in the original grant (if a grant issued) and to the limitations, interests, encumbrances and notifications shown in the second schedule.

BGRoberts
 REGISTRAR OF TITLES

**LAND DESCRIPTION:**

LOT 4 ON DIAGRAM 70401

REGISTERED PROPRIETOR:
 (FIRST SCHEDULE)

WINTERLONG FARMS PTY LTD OF 57 FORTUNE STREET NARROGIN WA 6312
 (T O336269) REGISTERED 31/1/2020

LIMITATIONS, INTERESTS, ENCUMBRANCES AND NOTIFICATIONS:
 (SECOND SCHEDULE)

Warning: A current search of the sketch of the land should be obtained where detail of position, dimensions or area of the lot is required.
 * Any entries preceded by an asterisk may not appear on the current edition of the duplicate certificate of title.
 Lot as described in the land description may be a lot or location.

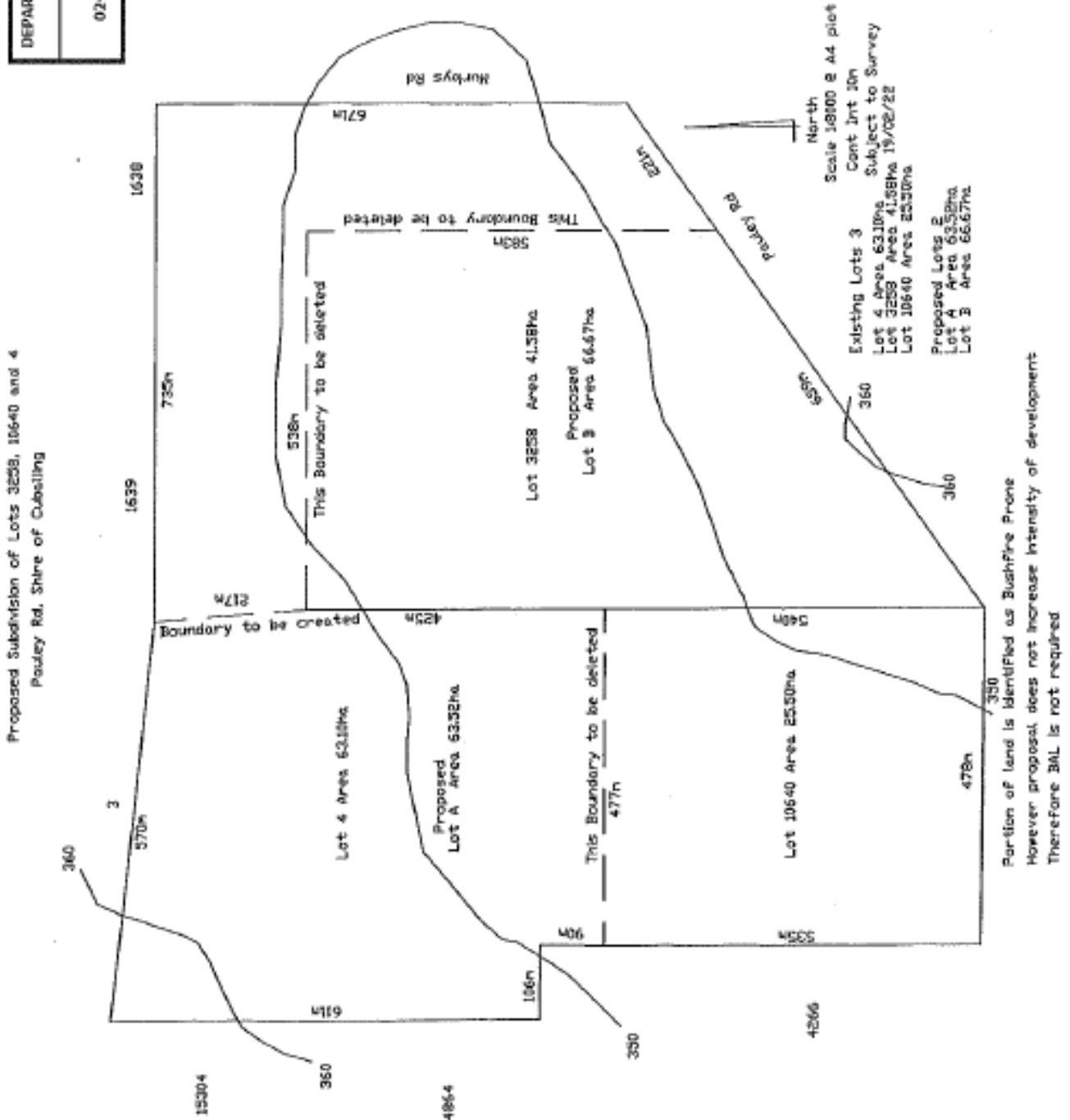
-----END OF CERTIFICATE OF TITLE-----

STATEMENTS:

The statements set out below are not intended to be nor should they be relied on as substitutes for inspection of the land and the relevant documents or for local government, legal, surveying or other professional advice.

SKETCH OF LAND: 1744-685 (4/D70401)
 PREVIOUS TITLE: 1736-889
 PROPERTY STREET ADDRESS: NO STREET ADDRESS INFORMATION AVAILABLE.
 LOCAL GOVERNMENT AUTHORITY: SHIRE OF CUBALLING

DEPARTMENT OF PLANNING, LANDS AND HERITAGE	
DATE	FILE
02-Mar-2022	162077



7 Required information about the proposal

An application may not be accepted and will be returned to the applicant with the submitted fee if the requirements are incorrect or incomplete.

General information required for all applications

1. Subdivision plans are based on an accurate and up-to-date feature survey that includes existing ground levels relative to AHD or topography of the subject lot/s. A feature survey is not required for amalgamation approval. Yes
2. Relevant copies of the subdivision plans and supporting documentation or accompanying information are attached. Yes
3. The subdivision plan is capable of being reproduced in black and white format. Yes
4. The subdivision plan is drawn to a standard scale (e 1:100, 1:200, 1:500, 1:1000) at A3 or A4. Yes
5. All dimensions on the subdivision plan are in metric standard. Yes
6. The north point is shown clearly on the subdivision plan. Yes
7. The subdivision plan shows all lots or the whole strata plan (whichever is applicable). Yes
8. The subdivision plan shows all existing and proposed lot boundaries. Yes
9. The subdivision plan shows all existing and proposed lot dimensions (including lot areas). Yes
10. The subdivision plan shows the lot numbers and boundaries of all adjoining lots. Yes
11. For lot/lane lots, the subdivision plan shows the width and length of the access leg, the area of the access leg and the total area of the lot. Yes n/a (purchase of not proposed)
12. The subdivision plan shows the names of existing roads/s. Yes
13. The subdivision plan shows the width of proposed roads/s. Yes n/a (no road proposed)
14. The subdivision plan shows all buildings and/or improvements, including driveways and crossovers (including setbacks) which are to be retained, or removed. Yes n/a (not relevant)
15. The subdivision plan shows all physical features such as watercourses, wetlands, significant vegetation, flood plains and dams. Yes n/a (not shown or contained in feature)
16. The subdivision plan shows all electrical, sewer and water infrastructure. For on-site sewage disposal, the indicative disposal areas for wastewater distribution are to be shown. Yes
17. Additional information required in the case of applications for residential infill subdivision within existing residential zoned areas
Applications which propose to create two or more residential lots in existing residential areas must show all existing features (in addition to item 16 above) located in the road reserve/s adjoining the subject land and all existing improvements on the subject land and including:

<ul style="list-style-type: none"> • driveways and crossovers • kerb lines • manholes • bus stops • gully pits • boundary setbacks for dwelling/s to be retained 	<ul style="list-style-type: none"> • fencing • street trees • water supply • swimming pools • pedestrian paths • retaining walls • telecommunication pillars 	<ul style="list-style-type: none"> • electricity transmission lines and poles • sewer, water and electricity connections • on-site sewage disposal systems, including treatment and wastewater disposal areas
--	---	--

The WAPC has published a guide to applications and fees to assist applicants preparing to submit applications. The guide and other information about the planning system is available online:

www.dph.wa.gov.au

Transport Impacts

Transport Impact Statements and Transport Impact Assessments are required to determine the likely transport impact of a proposal. Information to assist proponents is available on the DPLH website at www.dph.wa.gov.au/policy-and-legislation/state-planning-framework/fact-sheets-manuals-and-guidelines/transport-impact-assessment-guidelines

1. Are there 10 - 100 vehicle trips in the subdivision's peak hour?
If yes, a transport impact statement is to be provided. Yes No
2. Are there more than 100 vehicle trips in the subdivision's peak hour?
If yes, a transport impact assessment is to be provided. Yes No

Access to/from right-of-way or private road

Access is to be provided from an existing right of way or private road. Yes No

If you indicate 'yes', you must provide a copy of the plan or diagram of survey on which the subject right-of-way was created to confirm its exact width and whether a right of access exists. Right of access may be an easement under section 167A of the Transfer of Land Act 1980, an implied easement for access or other arrangement.

Road and rail noise

Is the proposal within the trigger distance of a strategic transport route as defined by State Planning Policy 5.4? Yes No

Contaminated sites

Information to assist applicants to respond to the following questions is on the Department of Water and Environmental Regulation (DWER) website at www.dewa.gov.au/you-environment/contaminated-sites

1. Has the land ever been used for a potentially contaminating activity* Appendix B of Assessment and Management of Contaminated Sites (DWER Contaminated sites guideline) lists potentially contaminating industries, activities and land uses. The list is not exhaustive.
If yes, please attach details of the activities/uses. Yes No
2. Does the land contain any site or sites that have been classified under the Contaminated Sites Act 2003? Yes No
3. Does the land contain any site or sites that have been reported or are required to be reported under the Contaminated Sites Act 2003? Yes No

If you indicated 'yes' to question 2 or 3 you must provide a Basic Summary of Records (BSR). Where a BSR is not available from the public Contaminated Sites Database, the form requesting a BSR from DWER is available online at www.dewa.gov.au/you-environment/contaminated-sites/57-forms or by calling DWER on 1300 762 982.

If a BSR is not available, a copy of the letter from DWER notifying the applicant that the site or the sites are under assessment must be provided, followed by the BSR when available.

Is a BSR or letter from DWER attached? Yes No

Information requirements for Liveable Neighbourhoods

Subdivision applications proposing to create 20 or more lots on greenfield and urban infill sites will be assessed against the requirements of Liveable Neighbourhoods.

Such applications should be supported by documentation addressing the relevant criteria of Liveable Neighbourhoods, as identified in the application guidelines within the policy document.

Is this application to be assessed under the Liveable Neighbourhoods policy and is supporting documentation attached? Yes No

Acid sulfate soils

Is the land located in an area where site characteristics or local knowledge lead you to form the view that there is a significant risk of disturbing acid sulfate soils at this location? Yes No

Bushfire Prone Areas

Is all, or a section of the subdivision in a designated bushfire prone area? Yes No

If 'yes', has a BAL Contour Map been prepared; and

If the BAL Contour Map indicates areas of the subject site as BAL-12.5 or above, has a Bushfire Management Plan been provided with the application? Yes No

If NA is selected and the proposal is in a designated bushfire prone area then a statement advising why SPP 3.7 does not apply should be included. n/a

On-site sewage disposal

Is on-site sewage disposal proposed? Yes No

If yes, proposals for on-site sewage disposal should be accompanied by a site and soil evaluation as per the Government Sewerage Policy.

Has a site and soil evaluation been provided? If no, then a statement is to be provided as to why an evaluation has not been provided. n/a (Other than 4-d)

Information on preparing site and soil evaluations may be found on the Department of Health's website <https://www2.health.wa.gov.au/-/media/Files/Corporate/general%20documents/water/Wastewater/Site-Soil-Evaluation.pdf>

Survey Strata Title lots

Is strata title subdivision proposed? Yes No

If yes, either the plan of subdivision or accompanying servicing plan is to show the indicative internal sewer and water connections to each lot.

If applicable, easements are to be shown.

Information on the water and sewer detail for survey-strata lots to be shown can be found on the Department of Mines, Industry Regulation and Safety website: www.commerce.wa.gov.au/publications/plumbers-technical-note-services-survey-strata-lots-0

The information and plans provided with this application may form part of an agenda as part of the reporting process.



9.2.4 2022 Federal Election – ALGA Advocacy Campaign

Applicant: CEO – Stan Scott
File Ref. No: ADM 100
Disclosure of Interest: Nil
Date: 10 March 2022
Author: CEO- Stan Scott
Attachments: Nil

Summary

The Australian Local Government Association has requested support from Councils around Australia for its lobbying campaign ahead of the 2022 Federal Election.

Background

The next Federal Election is expected to be held in May 2022.

Working in conjunction with its member state and territory associations, the Australian Local Government Association (ALGA) has developed a framework and resources for a national advocacy campaign that will run in the lead up to this election.

Based around the tagline of “Don’t Leave Local Communities Behind”, the goal is to secure funding and policy commitments that will support every Australian council and community, and ensure all Australians have an equal opportunity to share in the benefits of Australia’s post-pandemic recovery.

All Australian councils have been asked to participate in this campaign to ensure a coordinated approach that will deliver the best possible outcomes.

ALGA Proposal

The Don’t Leave Local Communities Behind campaign will promote 17 priority asks in the portfolios of economic recovery, transport and community infrastructure, building resilience, circular economy and intergovernmental relations.

These priorities are based on motions passed by councils at ALGA’s annual National General Assembly, and have been endorsed by ALGA’s Board which is comprised of representatives from all state and territory Local Government Associations.

They have been assessed by independent economists and would add around \$6.46 billion per year to Australia’s Gross Domestic Product while creating 43,444 jobs.

The Don’t Leave Local Communities Behind campaign will run for five weeks, with each week focussing on one of the five portfolio areas.

The full list of national Federal Election priorities that will be promoted through this campaign is outlined below:

Economic recovery

1. An initial injection of Financial Assistance Grants to local government of \$1.3 billion to support communities and jobs and also resolve the current practice of bringing forward two quarterly Financial Assistance Grant payments each year.

2. A commitment to return Financial Assistance Grants to at least one percent of Commonwealth taxation revenue via a phased approach.

Transport and community infrastructure

3. \$500 million per annum for a four-year continuation of the Local Roads and Community Infrastructure Program.

4. A strategic local roads investment program of \$300 million per annum over four years to address road transport first and last mile issues and congestion on local roads.

5. An increase in Roads to Recovery to \$800 million per annum (an additional \$300 million per annum) and the Black Spot Program to \$200 million per annum over four years, while addressing the South Australian road funding anomaly by making the additional \$20 million per annum to SA in 2021-22 and 2022-23 permanent.

6. Continuing the Stronger Regional Digital Connectivity Package at \$55 million over four years.

7. \$200 million over four years to assist councils to develop and implement innovative housing partnerships.

Building resilience

8. A targeted disaster mitigation program of \$200 million per annum for four years which will reduce the costs of response and recovery and strengthen community resilience.

9. A commitment to ensuring betterment funding as a core element of disaster recovery funding arrangements.

10. A commitment to include community infrastructure that is publicly accessible and owned, and local government waste, water and wastewater assets under Disaster Recovery Funding Arrangements.

11. A Local Government Climate Response Partnership Fund of \$200 million over four years to enable planning and preparation to minimise the impacts of climate change in local communities and enable councils to achieve climate neutrality as soon as practicable.

12. \$100 million per annum over four years provided directly to local governments to support the capabilities of Indigenous councils and the implementation of the Closing the Gap local/regional voice.

Circular economy

13. Support to provide guidance and advice to councils on how to unlock the circular economy locally, particularly in rural, regional, and remote areas.

14. Support to investigate and, if feasible, implement a national bin harmonisation program that will improve kerbside recycling, reduce contamination, and maximise opportunities for reuse.

15. \$100 million per annum over four years to fund local government circular waste innovation projects.

Intergovernmental relations

16. Reinstating local government representation to the primary intergovernmental forum in Australia, the National Cabinet.

17. Ensuring local government's ongoing voting membership of other relevant Ministerial forums.

ALGA has developed free campaign resources that can be adapted and used by all councils to ensure a consistent and effective approach.

Participating in a national advocacy campaign does not preclude this council from advocating on additional local needs and issues, but it will strengthen the national campaign and support all 537 Australian local governments.

Officer Comment:

Cuballing is in the O'Connor Federal Electorate. Rick Wilson MHR is our present local member, and has held the seat for 9 years. At the last election he achieved 65% of the two party preferred vote. Since the electorate was formed in 1980 it has been held by the Liberal party for all but 3 years. Between 2010 and 2013 it was held by the Nationals.

It is unlikely that the seat will change hands at the 2022 election. That does not however prevent Local Governments from lobbying for LG industry or ALGA priorities. The ALGA Agenda involves substantial existing investment in Local communities through better funding Local Government.

The ALGA campaign had no party political bias and all parties and candidates will be presented with the same agenda.

The ALGA campaign brochure can be found at:

https://alga.com.au/app/uploads/alga-election-priorities_web.pdf

Strategic Implications - Nil

Statutory Environment – Nil

Policy Implications - Nil

Financial Implications - Nil

Economic Implication - Nil

Environmental Considerations - Nil

Consultation

The Australian Local Government Association is the peak body for Local Government in Australia and has each of the State Associations including WALGA as its members. WALGA recommends support for the national agenda.

Options

Council may resolve:

1. the Officer's Recommendation; or
2. to do nothing; or
3. make an alternative resolution with reasons.

Voting Requirements – Simple Majority

COUNCIL DECISION - 2022/26:

That Council resolves as follows:

- a) Council supports the national funding priorities of the Australian Local Government Association (ALGA), which would contribute an estimated \$6.46 billion per year to Australia's GDP and create 43,444 jobs; and**
- b) Council agrees to support and participate in the Australian Local Government Association's advocacy for their endorsed national funding priorities by writing to the local Federal Member(s) of Parliament, all known election candidates in local Federal electorates and the President of the Australian Local Government Association to:
 - a) express support for ALGA's funding priorities;**
 - b) identify priority local projects and programs that could be progressed with the additional financial assistance from the Federal Government being sought by ALGA; and**
 - c) seek funding commitments from the members, candidates and their parties for these identified local projects and programs.****

Moved: Cr Harris

Seconded: Cr Dowdell

Carried: 6/0

9.3 MANAGER OF WORKS AND SERVICES:

Nil at this time

10. ELECTED MEMBERS' MOTION OF WHICH PREVIOUS NOTICE HAS BEEN GIVEN:

Nil

11. URGENT BUSINESS WITHOUT NOTICE WITH THE APPROVAL OF THE PRESIDENT OR MEETING:

11.1.1	Urgent Business – Statement of Financial Activity – Request for approval to carryover Cuballing East Rd Upgrade Works WSFN Funding
--------	--

Applicant:	N/A
File Ref. No:	ADM52
Disclosure of Interest:	Nil
Date:	16 th March 2022
Author:	Bronwyn Dew
Attachments:	Nil

Summary

Council is to consider reviewing urgent business relating to the Statement of Financial Activity for February 2022 and a request for approval to carryover Cuballing East Rd works WSFN funding.

Background – Nil

Comment

Staff are attempting to have the Agenda prepared at least a week before each Council Meeting. In completing this schedule, business of an urgent nature will arise from time to time in particular where commercial activities within the district would be delayed by Council not considering the item.

Statutory Environment

Shire of Cuballing – Standing Orders Local Law 1999 – Section 3.10:

3.10 Urgent Business Approved By the Person Presiding or by Decision

In cases of extreme urgency or other special circumstance, matters may, with the consent of the person presiding, or by decision of the members present, be raised without notice and decided by the meeting.

Strategic Implications – Nil

Policy Implications – Nil

Financial Implications – Nil

Economic Implication – Nil

Environmental Considerations – Nil

Consultation – Nil

Options

Council may resolve:

1. the Officer's Recommendation;
2. to not consider the urgent business.

Voting Requirements – Simple Majority

COUNCIL DECISION – 2022/27:

That Council consider the urgent business relating to:

1. the Statement of Financial Activity for February 2022.
2. a request for approval to carryover Cuballing East Rd upgrade works WSFN funding

Moved: Cr Christensen

Seconded: Cr Bradford

Carried 6/0

11.1.2 Statement of Financial Activity

Applicant:	N/A
File Ref. No:	ADM214
Disclosure of Interest:	Nil
Date:	16 th March 2022
Author:	Bronwyn Dew
Attachments:	11.1.2A Statement of Financial Activity

Summary

Council is to consider the Statement of Financial Activity for February 2022.

Background

As per the Financial Management Regulation 34 each Local Government is to prepare each month a statement of financial activity reporting on the sources and applications of funds, as set out in the annual budget under regulation 22(1) (d), for that month with the following detail

- The annual budget estimates,
- The operating revenue, operating income, and all other income and expenses,
- Any significant variations between year to date income and expenditure and the relevant budget provisions to the end of the relevant reporting period,
- Identify any significant areas where activities are not in accordance with budget estimates for the relevant reporting period,
- Provide likely financial projections to 30 June for those highlighted significant variations and their effect on the end of year result,
- Include an operating statement, and
- Any other required supporting notes.

Comment

Operating Revenue key points include.

- General Purpose Funding – Rates were raised on 28th July 2021;
- Transport – MRWA Direct Grant amount received \$87,145;
- Transport – Regional Road Group claims up to date;
- Transport – 100% of Roads to Recovery funding for 2021/22 has been received;
- Financial Assistance Grants – third quarterly payment has been received;
- FESA – ESL grant funding – third quarterly payment has been received;
- CBH Grass Roots grant funding received;
- Fire Mitigation – 2nd claim has been received; and
- Youth Traineeship Grant Funding for 2021/22 has been refunded.

Operating Expenses – The key items of variance include:

- Plant repairs overbudget due to repairs to fire vehicles annual service;
- Road maintenance overbudget due to repairs to roads damaged by rain;
- Fire Mitigation expenses less than budgeted, offset by less grant income claimed;
- Both Refuse sites expenses running under budget;
- Loss on disposal on assets under budget due to the timing of plant purchases; and
- Capital acquisitions are underbudget – due to timing of major projects & plant purchases.

Detailed breakdown of all variances provided in Note 2 of the Statement of Financial Activity.

Administration Allocations have been calculated to 28th February 2022.

Depreciation expense is calculated to 28th February 2022.

Strategic Implications – Nil

Statutory Environment – Nil

Policy Implications – Nil

Financial Implications – Nil

Economic Implication – Nil

Environmental Considerations – Nil

Consultation – Nil

Options

Council may resolve:

3. the Officer's Recommendation; or
4. not to receive the Statement of Financial Activity.

Voting Requirements – Simple Majority

COUNCIL DECISION – 2022/28

That the Statement of Financial Activity, as included at Attachment 11.1.2A for the Shire of Cuballing for period ending 28th February 2022 be received.

Moved: Cr Kowald

Seconded: Cr Bradford

Carried 6/0

SHIRE OF CUBALLING
MONTHLY FINANCIAL REPORT
(Containing the Statement of Financial Activity)
For the Period Ended 28 February 2022

LOCAL GOVERNMENT ACT 1995
LOCAL GOVERNMENT (FINANCIAL MANAGEMENT) REGULATIONS 1996

TABLE OF CONTENTS

Monthly Summary Information	2-4
Statement of Financial Activity by Program	5
Statement of Financial Activity by Nature or Type	7
Note 1 Net Current Assets	9
Note 2 Explanation of Material Variances	10
Note 3 Cash and Investments	11
Note 4 Receivables	12
Note 5 Rating Revenue	13
Note 6 Disposal of Assets	14
Note 7 Capital Acquisitions	15-17
Note 8 Borrowings	18
Note 9 Reserves	19
Note 10 Grants and Contributions	20
Note 11 Trust Fund	21
Note 12 Budget Amendments	22

MONTHLY FINANCIAL REPORT FOR THE PERIOD ENDED 28 FEBRUARY 2022

INFORMATION

PREPARATION TIMING AND REVIEW

Date prepared: All known transactions up to 28 February 2022

Prepared by: Bronwyn Dew, Deputy Chief Executive Officer

BASIS OF PREPARATION

REPORT PURPOSE

This report is prepared to meet the requirements of Local Government (Financial Management) Regulations 1996, Regulation 34. Note: The Statements and accompanying notes are prepared based on all transactions recorded at the time of preparation and may vary due to transactions being processed for the reporting period after the date of preparation.

BASIS OF ACCOUNTING

This statement comprises a special purpose financial report which has been prepared in accordance with Australian Accounting Standards (as they apply to local governments and not-for-profit entities), Australian Accounting Interpretations, other authoritative pronouncements of the Australian Accounting Standards Board, the Local Government Act 1995 and accompanying regulations. Material accounting policies which have been adopted in the preparation of this statement are presented below and have been consistently applied unless stated otherwise. Except for cash flow and rate setting information, the report has also been prepared on the accrual basis and is based on historical costs, modified, where applicable, by the measurement at fair value of selected non-current assets, financial assets and liabilities.

THE LOCAL GOVERNMENT REPORTING ENTITY

All Funds through which the Council controls resources to carry on its functions have been included in this statement. In the process of reporting on the local government as a single unit, all transactions and balances between those funds (for example, loans and transfers between Funds) have been eliminated. All monies held in the Trust Fund are excluded from the statement, but a separate statement of those monies appears at Note 12.

SIGNIFICANT ACCOUNTING POLICES

GOODS AND SERVICES TAX

Revenues, expenses and assets are recognised net of the amount of GST, except where the amount of GST incurred is not recoverable from the Australian Taxation Office (ATO). Receivables and payables are stated inclusive of GST receivable or payable. The net amount of GST recoverable from, or payable to, the ATO is included with receivables or payables in the statement of financial position. Cash flows are presented on a gross basis. The GST components of cash flows arising from investing or financing activities which are recoverable from, or payable to, the ATO are presented as operating cash flows.

CRITICAL ACCOUNTING ESTIMATES

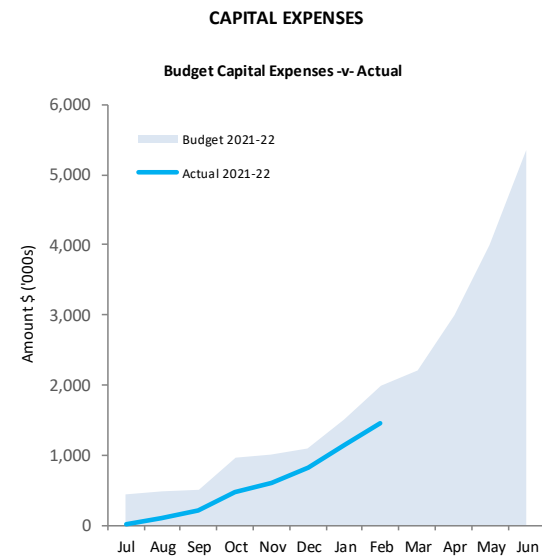
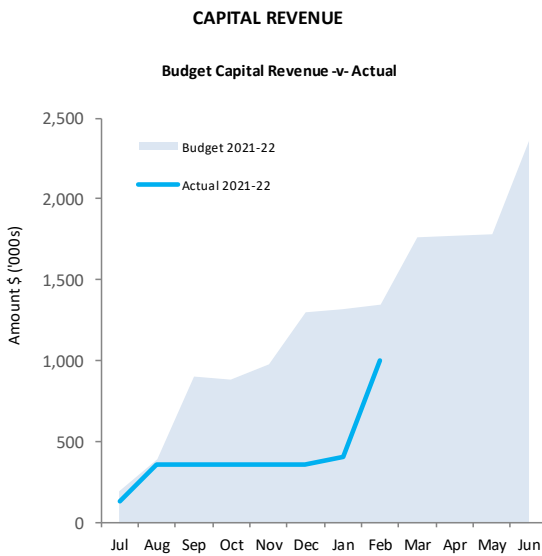
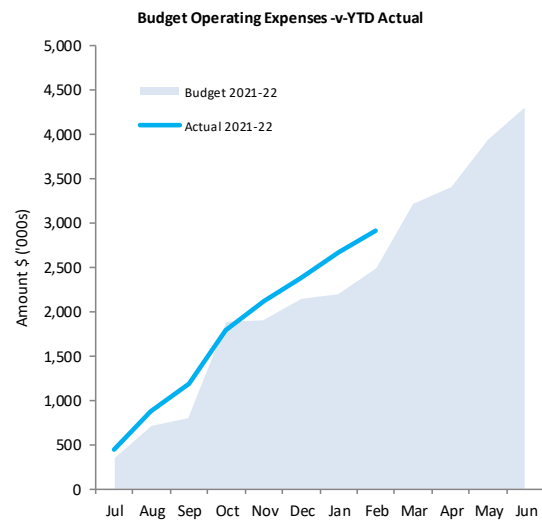
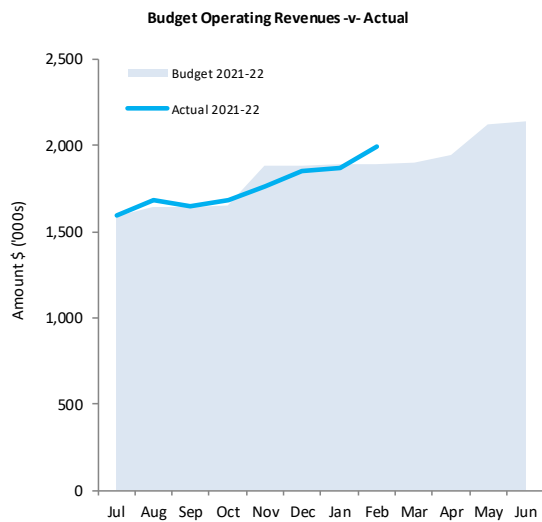
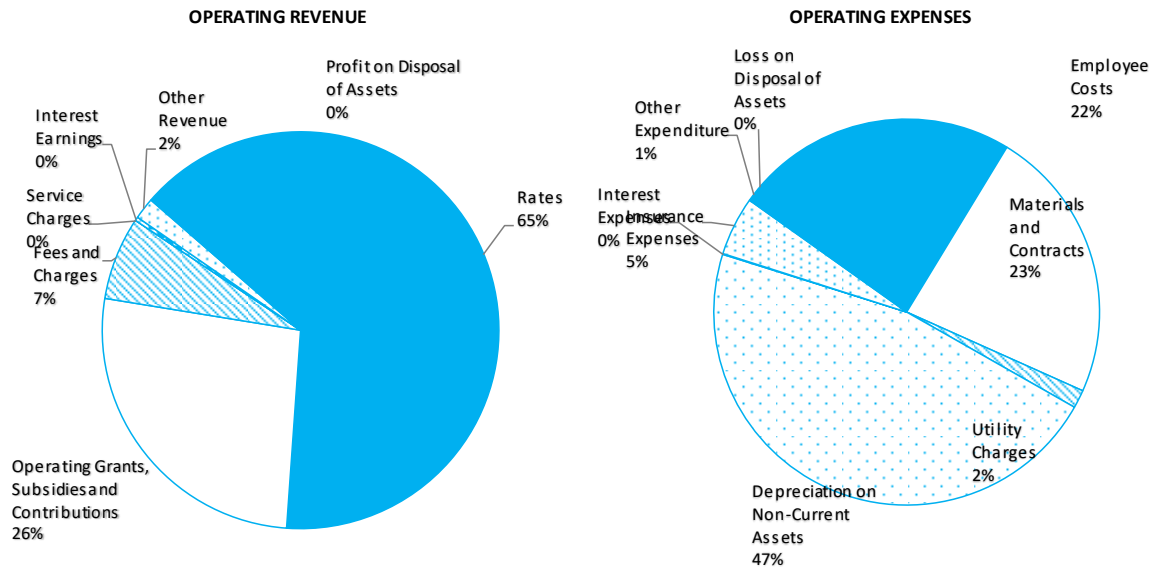
The preparation of a financial report in conformity with Australian Accounting Standards requires management to make judgements, estimates and assumptions that effect the application of policies and reported amounts of assets and liabilities, income and expenses. The estimates and associated assumptions are based on historical experience and various other factors that are believed to be reasonable under the circumstances; the results of which form the basis of making the judgements about carrying values of assets and liabilities that are not readily apparent from other sources. Actual results may differ from these estimates.

ROUNDING OFF FIGURES

All figures shown in this statement are rounded to the nearest dollar.

**MONTHLY FINANCIAL REPORT
FOR THE PERIOD ENDED 28 FEBRUARY 2022**

SUMMARY GRAPHS



This information is to be read in conjunction with the accompanying Financial Statements and Notes.

**KEY TERMS AND DESCRIPTIONS
FOR THE PERIOD ENDED 28 FEBRUARY 2022**

STATUTORY REPORTING PROGRAMS

Shire operations as disclosed in these financial statements encompass the following service orientated activities/programs.

PROGRAM NAME	OBJECTIVE	ACTIVITIES
GOVERNANCE	Administration and operation of facilities and services to members of council, other costs that relate to tasks of elected members and ratepayers on matters which do not concern specific council activities	Complete Council meetings, Complete all Administration activities, Lobby other levels of government to support the aims of the Shire of Cuballing
GENERAL PURPOSE FUNDING	Rates, general purpose government grants and interest revenue	Manage Rates and collection. Maintain Property Data
LAW, ORDER, PUBLIC SAFETY	Supervision of various local laws, fire prevention, emergency services and animal control.	Provide ranger service, bush fire and emergency management
HEALTH	Inspections of septic and food control	Inspect food premises.
EDUCATION AND WELFARE	Support school activities	Provide activities of support of local schools
HOUSING	Provision and maintenance of staff housing	Provide staff & other housing
COMMUNITY AMENITIES	Operation of refuse sites, noise control and administration of Town Planning Scheme	Provision of waste & recycling services including the operation of the Cuballing & Popanyinning transfer stations. Also includes the provision of town planning services.
RECREATION AND CULTURE	Maintenance of halls, recreation centre and various reserves. Support library services in Narrogin.	Maintain halls & Civic buildings, parks and gardens and recreational facilities including managing the Dryandra Equestrian Centre lease.
TRANSPORT	Construction and maintenance of streets, roads, bridges, footpaths, drainage works, traffic signs, bus shelters and depot maintenance.	Maintain and protect local environmentally significant areas including the maintenance of Council roads and footpaths. Also includes the provision of vehicle licensing services.
ECONOMIC SERVICES	The regulation and provision of tourism, area promotion, building control, noxious weeds, vermin control and standpipes.	Control of noxious weeds on council property, DrumMuster and provision of building registration services. Includes tourism and promotion and supporting the Dryandra Country Visitors Centre.
OTHER PROPERTY AND SERVICES	Private works operation, plant repairs and operation costs.	Includes private works, overhead and plant allocations and the provision of building surveying services.

**STATEMENT OF FINANCIAL ACTIVITY
FOR THE PERIOD ENDED 28 FEBRUARY 2022**

STATUTORY REPORTING PROGRAMS

	Ref Note	Annual Budget	YTD Budget	YTD Actual	Variance (\$)	Variance (%)	
Opening Funding Surplus(Deficit)	1(b)	\$ 1,904,205	\$ 1,904,205	\$ 1,934,871	\$ 30,666	2%	
Revenue from operating activities							
General Purpose Funding	5	1,539,977	1,493,624	1,509,866	16,241	1%	
Governance		44,950	41,624	14,720	(26,904)	(65%)	▼
Law, Order and Public Safety		133,112	103,087	97,443	(5,644)	(5%)	
Health		800	528	731	203	38%	
Education and Welfare		2,500	2,500	0	(2,500)	(100%)	
Housing		0	0	0	0		
Community Amenities		75,516	75,080	80,640	5,560	7%	
Recreation and Culture		12,773	11,351	9,474	(1,877)	(17%)	
Transport		249,755	208,239	230,275	22,036	11%	▲
Economic Services		38,700	22,001	14,424	(7,577)	(34%)	▼
Other Property and Services		45,000	25,828	40,523	14,695	57%	▲
		2,143,083	1,983,862	1,998,095			
Expenditure from operating activities							
General Purpose Funding		(88,500)	(49,992)	(48,328)	1,664	3%	
Governance		(138,957)	(155,325)	(152,652)	2,673	2%	
Law, Order and Public Safety		(298,263)	(236,938)	(257,044)	(20,107)	(8%)	
Health		(45,907)	(30,584)	(28,411)	2,173	7%	
Education and Welfare		(45,708)	(29,776)	(11,336)	18,440	62%	▲
Housing		(40,711)	(27,624)	(32,766)	(5,142)	(19%)	▼
Community Amenities		(353,068)	(237,522)	(201,282)	36,240	15%	▲
Recreation and Culture		(378,844)	(266,123)	(254,011)	12,112	5%	
Transport		(2,715,046)	(1,869,499)	(1,770,255)	99,244	5%	
Economic Services		(162,367)	(111,209)	(102,943)	8,266	7%	
Other Property and Services		(34,500)	(61,398)	(49,987)	11,411	19%	▲
		(4,301,871)	(3,075,989)	(2,909,016)			
Operating activities excluded from budget							
Add Back Depreciation		2,060,628	1,373,672	1,356,424	(17,248)	(1%)	
Adjust (Profit)/Loss on Asset Disposal	6	42,073	42,073	12,633	(29,440)	(70%)	▼
Adjust Provisions and Accruals		0	0	0	0		
Amount attributable to operating activities		(56,086)	323,618	458,136			
Investing Activities							
Non-operating Grants, Subsidies and Contributions	10	2,360,758	1,364,433	1,006,239	(358,194)	(26%)	▼
Proceeds from Disposal of Assets	6	115,000	115,000	26,518	(88,482)	(77%)	▼
Land Held for Resale		0	0	0	0		
Capital Acquisitions	7	(5,353,726)	(2,567,041)	(1,452,372)	1,114,669	43%	▲
Amount attributable to investing activities		(2,877,968)	(1,087,608)	(419,615)			
Financing Activities							
Proceeds from New Debentures		850,000	850,000	0	(850,000)	(100%)	▼
Repayment of Debentures	8	(77,812)	(36,753)	(36,753)	0	0%	
Transfer from Reserves	9	353,507	83,139	83,139	0	0%	
Transfer to Reserves	9	(93,911)	(84,051)	(84,051)	0	0%	
Amount attributable to financing activities		1,031,784	812,335	(37,665)			
Closing Funding Surplus(Deficit)	1(b)	1,935	1,952,550	1,935,727			

KEY INFORMATION

▲▼ Indicates a variance between Year to Date (YTD) Budget and YTD Actual data as per the adopted materiality threshold. Refer to Note 2 for an explanation of the reasons for the variance.

The material variance adopted by Council for the 2021/22 year is \$5,000 or 10% whichever is the greater.

This statement is to be read in conjunction with the accompanying Financial Statements and notes.

**KEY TERMS AND DESCRIPTIONS
FOR THE PERIOD ENDED 28 FEBRUARY 2022**

NATURE OR TYPE DESCRIPTIONS

REVENUE

RATES

All rates levied under the Local Government Act 1995. Includes general, differential, specific area rates, minimum rates, interim rates, back rates, ex-gratia rates, less discounts offered. Exclude administration fees, interest on instalments, interest on arrears and service charges.

OPERATING GRANTS, SUBSIDIES AND CONTRIBUTIONS

Refer to all amounts received as grants, subsidies and contributions that are not non-operating grants.

NON-OPERATING GRANTS, SUBSIDIES AND CONTRIBUTIONS

Amounts received specifically for the acquisition, construction of new or the upgrading of non-current assets paid to a local government, irrespective of whether these amounts are received as capital grants, subsidies, contributions or donations.

PROFIT ON ASSET DISPOSAL

Profit on the disposal of assets including gains on the disposal of long term investments. Losses are disclosed under the expenditure classifications.

FEES AND CHARGEES

Revenues (other than service charges) from the use of facilities and charges made for local government services, sewerage rates, rentals, hire charges, fee for service, photocopying charges, licences, sale of goods or information, fines, penalties and administration fees. Local governments may wish to disclose more detail such as rubbish collection fees, rental of property, fines and penalties, other fees and charges.

SERVICE CHARGES

Service charges imposed under Division 6 of Part 6 of the Local Government Act 1995. Regulation 54 of the Local Government (Financial Management) Regulations 1996 identifies these as television and radio broadcasting, underground electricity and neighbourhood surveillance services. Exclude rubbish removal charges. Interest and other items of a similar nature received from bank and investment accounts, interest on rate instalments, interest on rate arrears and interest on debtors.

INTEREST EARNINGS

Interest and other items of a similar nature received from bank and investment accounts, interest on rate instalments, interest on rate arrears and interest on debtors.

OTHER REVENUE / INCOME

Other revenue, which can not be classified under the above headings, includes dividends, discounts, rebates etc.

EXPENSES

EMPLOYEE COSTS

All costs associate with the employment of person such as salaries, wages, allowances, benefits such as vehicle and housing, superannuation, employment expenses, removal expenses, relocation expenses, worker's compensation insurance, training costs, conferences, safety expenses, medical examinations, fringe benefit tax, etc.

MATERIALS AND CONTRACTS

All expenditures on materials, supplies and contracts not classified under other headings. These include supply of goods and materials, legal expenses, consultancy, maintenance agreements, communication expenses, advertising expenses, membership, periodicals, publications, hire expenses, rental, leases, postage and freight etc. Local governments may wish to disclose more detail such as contract services, consultancy, information technology, rental or lease expenditures.

UTILITIES (GAS, ELECTRICITY, WATER, ETC.)

Expenditures made to the respective agencies for the provision of power, gas or water. Exclude expenditures incurred for the reinstatement of roadwork on behalf of these agencies.

INSURANCE

All insurance other than worker's compensation and health benefit insurance included as a cost of employment.

LOSS ON ASSET DISPOSAL

Loss on the disposal of fixed assets.

DEPRECIATION ON NON-CURRENT ASSETS

Depreciation expense raised on all classes of assets.

INTEREST EXPENSES

Interest and other costs of finance paid, including costs of finance for loan debentures, overdraft accommodation and refinancing expenses.

OTHER EXPENDITURE

Statutory fees, taxes, provision for bad debts, member's fees or State taxes. Donations and subsidies made to community groups.

**STATEMENT OF FINANCIAL ACTIVITY
FOR THE PERIOD ENDED 28 FEBRUARY 2022**

BY NATURE OR TYPE

	Ref Note	Annual Budget	YTD Budget	YTD Actual	Variance (\$)	Variance (%)	
		\$	\$	\$	\$	%	
Opening Funding Surplus (Deficit)	1(b)	1,904,205	1,904,205	1,934,871	30,666	2%	
Revenue from operating activities							
Rates	5	1,241,412	1,271,108	1,293,513	22,404	2%	
Operating Grants, Subsidies and Contributions	10	702,067	558,789	528,363	(30,426)	(5%)	
Fees and Charges		143,279	115,945	135,162	19,217	17%	▲
Interest Earnings		10,575	7,032	6,099	(933)	(13%)	
Other Revenue		45,750	30,988	34,958	3,970	13%	
Profit on Disposal of Assets	6	0	0	0	0		
		2,143,083	1,983,862	1,998,095			
Expenditure from operating activities							
Employee Costs		(1,027,922)	(698,006)	(649,039)	48,967	7%	
Materials and Contracts		(865,829)	(709,566)	(668,672)	40,893	6%	
Utility Charges		(62,565)	(41,576)	(44,297)	(2,721)	(7%)	
Depreciation on Non-Current Assets		(2,060,628)	(1,373,672)	(1,356,424)	17,248	1%	
Interest Expenses		(23,708)	(15,792)	(1,904)	13,888	88%	▲
Insurance Expenses		(159,902)	(159,835)	(143,575)	16,260	10%	▲
Other Expenditure		(59,245)	(35,470)	(32,472)	2,998	8%	
Loss on Disposal of Assets	6	(42,073)	(42,073)	(12,633)	29,440		
		(4,301,871)	(3,075,989)	(2,909,016)			
Operating activities excluded from budget							
Add back Depreciation		2,060,628	1,373,672	1,356,424	(17,248)	(1%)	
Adjust (Profit)/Loss on Asset Disposal	6	42,073	42,073	12,633	(29,440)	(70%)	▼
Adjust Provisions and Accruals		0	0	0	0		
Amount attributable to operating activities		(56,086)	323,618	458,136			
Investing activities							
Non-operating grants, subsidies and contributions	10	2,360,758	1,364,433	1,006,239	(358,194)	(26%)	▼
Proceeds from Disposal of Assets	6	115,000	115,000	26,518	(88,482)	(77%)	▼
Land held for resale		0	0	0	0		
Capital acquisitions	7	(5,353,726)	(2,567,041)	(1,452,372)	1,114,669	43%	▲
Amount attributable to investing activities		(2,877,968)	(1,087,608)	(419,615)			
Financing Activities							
Proceeds from New Debentures		850,000	850,000	0	(850,000)	(100%)	▼
Repayment of Debentures	8	(77,812)	(36,753)	(36,753)	0	0%	
Transfer from Reserves	9	353,507	83,139	83,139	0	0%	
Transfer to Reserves	9	(93,911)	(84,051)	(84,051)	0	0%	
Amount attributable to financing activities		1,031,784	812,335	(37,665)			
Closing Funding Surplus (Deficit)	1(b)	1,935	1,952,550	1,935,727			

KEY INFORMATION

▲ ▼ Indicates a variance between Year to Date (YTD) Budget and YTD Actual data as per the adopted materiality threshold. Refer to Note 2 for an explanation of the reasons for the variance.

This statement is to be read in conjunction with the accompanying Financial Statements and Notes.

CURRENT AND NON-CURRENT CLASSIFICATION

In the determination of whether an asset or liability is current or non-current, consideration is given to the time when each asset or liability is expected to be settled. The asset or liability is classified as current if it is expected to be settled within the next 12 months, being the Council's operational cycle. In the case of liabilities where Council does not have the unconditional right to defer settlement beyond 12 months, such as vested long service leave, the liability is classified as current even if not expected to be settled within the next 12 months. Inventories held for trading are classified as current even if not expected to be realised in the next 12 months except for land held for resale where it is held as non current based on Council's intentions to release for sale.

EMPLOYEE BENEFITS

The provisions for employee benefits relates to amounts expected to be paid for long service leave, annual leave, wages and salaries and are calculated as follows:

(i) Wages, Salaries, Annual Leave and Long Service Leave
(Short-term Benefits)

The provision for employees' benefits to wages, salaries, annual leave and long service leave expected to be settled within 12 months represents the amount the City has a present obligation to pay resulting from employees services provided to balance date. The provision has been calculated at nominal amounts based on remuneration rates the City expects to pay and includes related on-costs.

(ii) *Annual Leave and Long Service Leave (Long-term Benefits)*

The liability for long service leave is recognised in the provision for employee benefits and measured as the present value of expected future payments to be made in respect of services provided by employees up to the reporting date using the project unit credit method. Consideration is given to expected future wage and salary levels, experience of employee departures and periods of service. Expected future payments are discounted using market yields at the reporting date on national government bonds with terms to maturity and currency that match as closely as possible, the estimated future cash outflows. Where the City does not have the unconditional right to defer settlement beyond 12 months, the liability is recognised as a current liability.

PROVISIONS

Provisions are recognised when: The council has a present legal or constructive obligation as a result of past events; it is more likely than not that an outflow of resources will be required to settle the obligation; and the amount has been reliably estimated. Provisions are not recognised for future operating losses. Where there are a number of similar obligations, the likelihood that an outflow will be required in settlement is determined by considering the class of obligations as a whole. A provision is recognised even if the likelihood of an outflow with respect to any one of item included in the same class of obligations may be small.

INVENTORIES

Inventories are measured at the lower of cost and net realisable value. Net realisable value is the estimated selling price in the ordinary course of business less the estimated costs of completion and the estimated costs necessary to make the sale.

NOTES TO THE STATEMENT OF FINANCIAL ACTIVITY
FOR THE PERIOD ENDED 28 FEBRUARY 2022

OPERATING ACTIVITIES
NOTE 1(b)
ADJUSTED NET CURRENT ASSETS

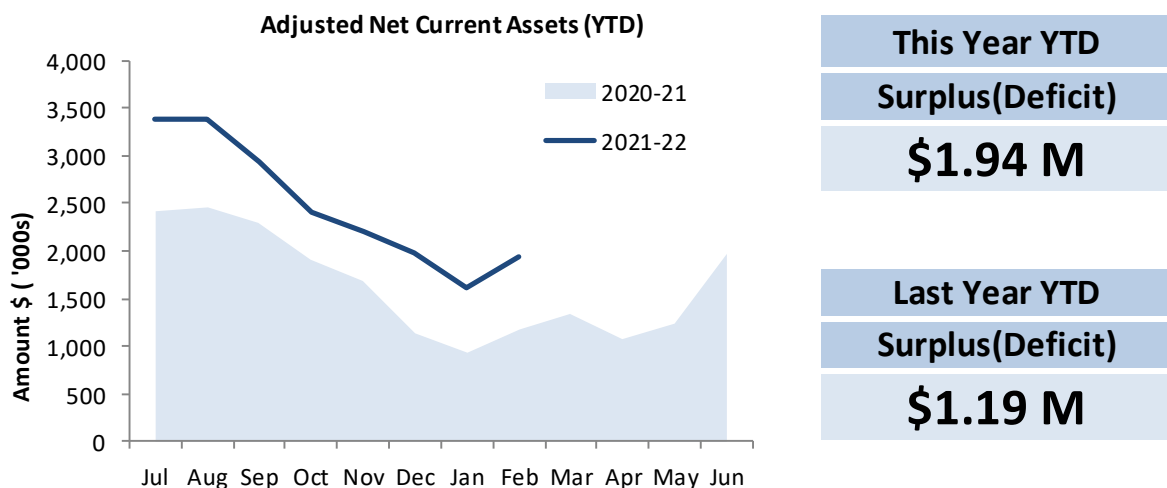
		Last Years Closing	This Time Last Year	Year to Date Actual
	Note	30 June 2021	28 Feb 2021	28 Feb 2022
		\$	\$	\$
Adjusted Net Current Assets				
Current Assets				
Cash Unrestricted	3	1,831,039	1,049,781	1,661,611
Cash Restricted	3	1,076,895	1,321,346	1,077,807
Receivables - Rates	4	122,255	139,074	169,535
Receivables - Other	4	92,407	63,092	172,210
Loans receivable		0	0	0
ATO Receivable		0	0	25,289
Inventories		5,613	6,061	5,613
		3,128,210	2,579,354	3,112,065
Less: Current Liabilities				
Payables		(116,110)	(70,311)	(15,033)
ATO Payables		0	0	(82,358)
Provisions - employee		(260,765)	(196,543)	(260,765)
Long term borrowings		(44,358)	(21,739)	(7,605)
Bonds & Deposits		(334)	(3,855)	(1,138)
		(421,566)	(288,593)	(366,900)
Unadjusted Net Current Assets		2,706,643	2,290,761	2,745,165
Adjustments and exclusions permitted by FM Reg 32				
Less: Cash reserves	3	(1,076,895)	(1,321,346)	(1,077,807)
Less: Loans receivable		0	0	0
Add: Provisions - employee		260,765	196,543	260,765
Add: Long term borrowings		44,358	21,739	7,605
Adjusted Net Current Assets		1,934,871	1,187,697	1,935,728

SIGNIFICANT ACCOUNTING POLICIES

Please see Note 1(a) for information on significant accounting policies relating to Net Current Assets.

KEY INFORMATION

The amount of the adjusted net current assets at the end of the period represents the actual surplus (or deficit if the figure is a negative) as presented on the Rate Setting Statement.



**NOTES TO THE STATEMENT OF FINANCIAL ACTIVITY
FOR THE PERIOD ENDED 28 FEBRUARY 2022**

**NOTE 2
EXPLANATION OF MATERIAL VARIANCES**

The material variance thresholds are adopted annually by Council as an indicator of whether the actual expenditure or revenue varies from the year to date budget materially.

The material variance adopted by Council for the 2021/22 year is \$5,000 or 10% whichever is the greater.

Reporting Program	Var. \$	Var. %	Variance	Timing/ Permane	Explanation of Variance
	\$	%			
Revenue from operating activities					
Governance	(26,904)	(65%)	▼	Permanent	Refund of traineeship grant funding
General Purpose Funding	16,241	1%		Permanent	Grants Commission Income lower than budgeted
Law, Order and Public Safety	(5,644)	(5%)		Permanent	Timing of ESL grant funding payments
Health	203	38%		Timing	Not Material
Education and Welfare	(2,500)	(100%)		Timing	Grant funding not received (Seniors)
Housing	0			Timing	Not Material
Community Amenities	5,560	7%		Permanent	Cemetery income & waste income higher than budgeted
Recreation and Culture	(1,877)	(17%)		Timing	
Transport	22,036	11%	▲	Permanent	Local road grant higher than budgeted & sale of scrap
Economic Services	(7,577)	(34%)	▼	Timing	Standpipe charges lower than budgeted
Other Property and Services	14,695	57%	▲	Permanent	Workers Compensation Claims higher than budgeted
Expenditure from operating activities					
Governance	2,673	2%		Timing	Administration salaries lower than budgeted.
General Purpose Funding	1,664	3%		Timing	Legal fees - rates recovery
Law, Order and Public Safety	(20,107)	(8%)		Permanent	Fire mitigation expenses less than budgeted
Health	2,173	7%		Timing	Training for EHO not undertaken yet
Education and Welfare	18,440	62%	▲	Permanent	Aged persons accommodation loan not drawn down so no repayments made for 2021/22.
Housing	(5,142)	(19%)	▼	Timing	CEO housing maintenance
Community Amenities	36,240	15%	▲	Timing	Refuse site & public toilet maintenance expenses below budget
Recreation and Culture	12,112	5%		Timing	Halls maintenance under budget
Transport	99,244	5%		Timing	Timing on disposal of assets & depreciation
Economic Services	8,266	7%		Timing	Noxious weeds control and tourism & area promotion underbudget
Other Property and Services	11,411	19%	▲	Timing	Parts & repairs , Staff training expenses and depreciation over budget
Investing Activities					
Non-operating Grants, Subsidies and Contributions	(358,194)	(26%)	▼	Timing	Timing of project progress - unable to claim grants as per Note 10
Proceeds from Disposal of Assets	(88,482)	(77%)	▼	Timing	Timing on sale of assets
Land Held for Resale	0				
Capital Acquisitions	1,114,669	43%	▲	Timing	Timing of capital works program. Mostly Aged Persons Accommodation & Cuballing East Road
Financing Activities					
Proceeds from New Debentures	(850,000)	(100%)	▼	Timing	Aged Persons Accommodation
Transfer from Reserves	0	0%		Timing	Not material
Repayment of Debentures	0	0%		Timing	Not material
Transfer to Reserves	0	0%		Timing	Not material

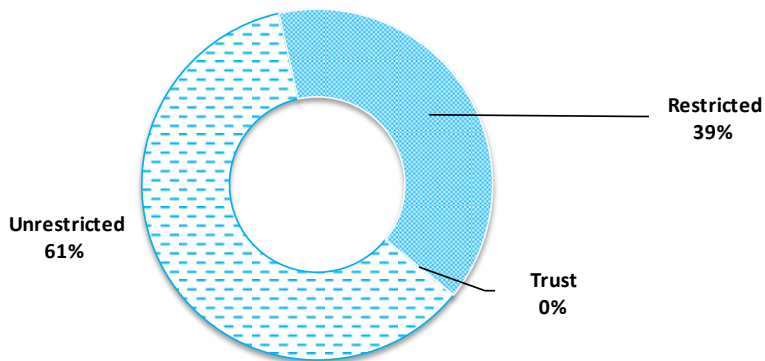
Cash and Investments	Unrestricted	Restricted	Trust	Total YTD Actual	Institution	Interest Rate	Maturity Date
	\$	\$	\$	\$			
Cash on Hand							
Petty Cash and Floats	700			700	NAB	0.00%	At Call
At Call Deposits							
Municipal Fund	1,660,911			1,660,911	NAB	0.00%	At Call
Term Deposits							
Reserve Funds		1,077,807		1,077,807	NAB	0.20%	08-Feb-22
Total	1,661,611	1,077,807	0	2,739,418			

SIGNIFICANT ACCOUNTING POLICIES

Cash and cash equivalents include cash on hand, cash at bank, deposits available on demand with banks and other short term highly liquid investments that are readily convertible to known amounts of cash and which are subject to an insignificant risk of changes in value and bank overdrafts. Bank overdrafts are reported as short term borrowings in current liabilities in the statement of financial position.

KEY INFORMATION

Cash and cash equivalents include cash on hand, cash at bank, deposits available on demand with banks and other short term highly liquid investments that are readily convertible to known amounts of cash and which are subject to an insignificant risk of changes in value and bank overdrafts. Bank overdrafts are reported as short term borrowings in current liabilities in the statement of financial position.



Total Cash	Unrestricted
\$2.74 M	\$1.66 M

NOTES TO THE STATEMENT OF FINANCIAL ACTIVITY
FOR THE PERIOD ENDED 28 FEBRUARY 2022

OPERATING ACTIVITIES
NOTE 4
RECEIVABLES

Rates Receivable	30 June 2020	28 Feb 22
Opening Arrears Previous Year:	\$ 84,880	\$ 122,255
Levied this year	1,258,745	1,386,062
Less Collections to date	(1,221,370)	1,338,782
Equals Current Outstanding	122,255	169,535
Net Rates Collectable	122,255	169,535
% Collected	90.29%	87.77%

Receivables - General	Current	30 Days	60 Days	90+ Days	Total
Receivables - General	\$ 159,090	\$ 326	\$ 8,515	\$ 4,279	\$ 172,210
Percentage	92%	0%	5%	2%	
Balance per Trial Balance					
Sundry debtors					172,210
GST receivable					25,289
Total Receivables General Outstanding					197,498

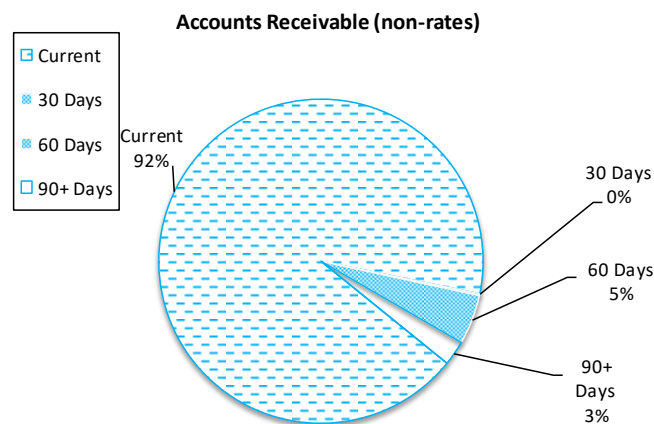
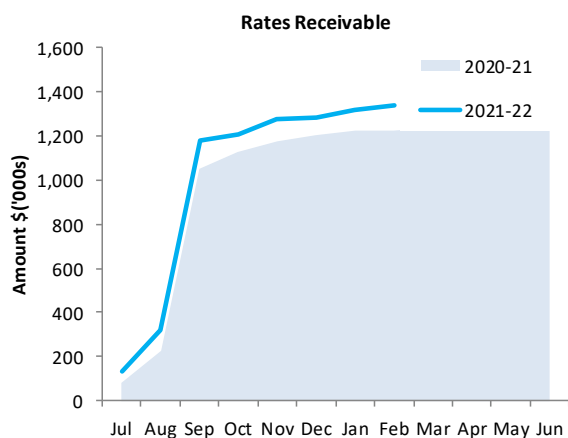
Amounts shown above include GST (where applicable)

KEY INFORMATION

Trade and other receivables include amounts due from ratepayers for unpaid rates and service charges and other amounts due from third parties for goods sold and services performed in the ordinary course of business.

SIGNIFICANT ACCOUNTING POLICIES

Trade and other receivables include amounts due from ratepayers for unpaid rates and service charges and other amounts due from third parties for goods sold and services performed in the ordinary course of business. Receivables expected to be collected within 12 months of the end of the reporting period are classified as current assets. All other receivables are classified as non-current assets. Collectability of trade and other receivables is reviewed on an ongoing basis. Debts that are known to be uncollectible are written off when identified. An allowance for doubtful debts is raised when there is objective evidence that they will not be collectible.



Debtors Due
\$197,498
Over 30 Days
8%
Over 90 Days
2%

Collected	Rates Due
88%	\$169,535

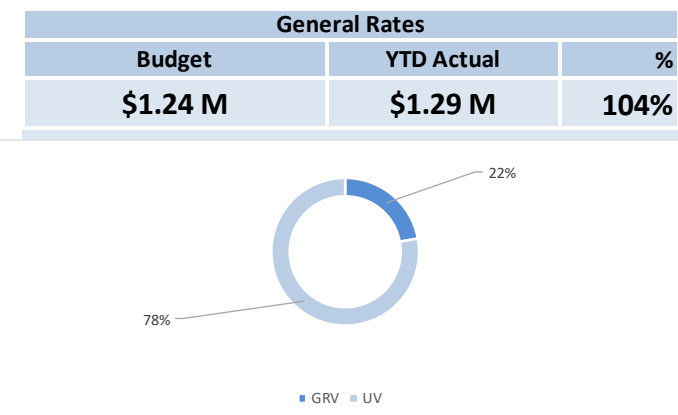
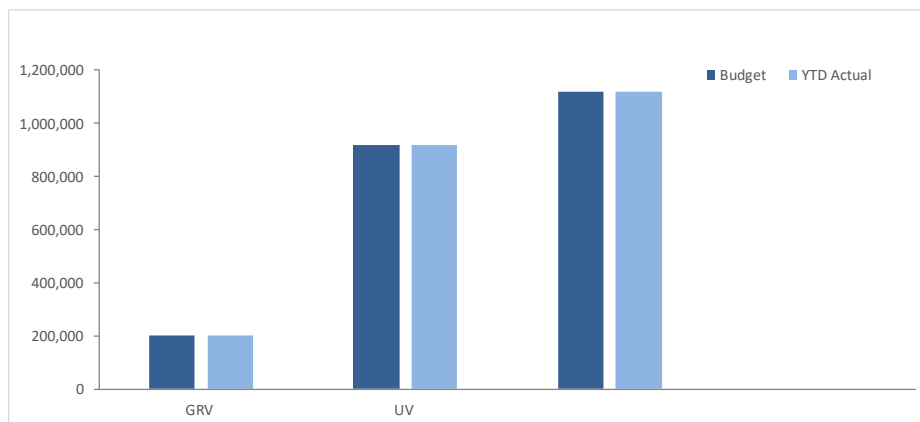
NOTES TO THE STATEMENT OF FINANCIAL ACTIVITY
FOR THE PERIOD ENDED 28 FEBRUARY 2022

OPERATING ACTIVITIES
NOTE 5
RATE REVENUE

General Rate Revenue	Annual Budget							YTD Actual			
	Rate in	Number of Properties	Rateable Value	Rate Revenue	Interim Rate	Back Rate	Total Revenue	Rate Revenue	Interim Rates	Back Rates	Total Revenue
RATE TYPE	\$			\$	\$	\$	\$	\$	\$	\$	\$
Differential General Rate											
GRV	0.083965	188	2,369,718	198,973	0	0	198,973	198,973	0	0	198,973
UV	0.006846	182	134,494,000	920,746	0	0	920,746	920,746	0	0	920,746
Sub-total		370	136,863,718	1,119,719	0	0	1,119,719	1,119,719	0	0	1,119,719
Minimum											
	\$										0
GRV	759	142		107,778	0	0	107,778	107,778	0	0	107,778
UV	1,023.00	155		158,565	0	0	158,565	158,565	0	0	158,565
		297	0	266,343	0	0	266,343	266,343	0	0	266,343
Sub-Totals		667	136,863,718	1,386,062	0	0	1,386,062	1,386,062	0	0	1,386,062
Discount							(85,000)				(90,799)
Concession / Write Offs							(58,900)				(104)
COVID Subsidy							(1,000)				(635)
Interim Rates							250				(1,011)
Ex-Gratia Rates							490				0
Amount from General Rates							1,241,412				1,293,512
Ex-Gratia Rates											0
Total General Rates							1,241,412				1,293,512

SIGNIFICANT ACCOUNTING POLICIES

Rates, grants, donations and other contributions are recognised as revenues when the local government obtains control over the assets comprising the contributions. Control over assets acquired from rates is obtained at the commencement of the rating period or, where earlier, upon receipt of the rates.

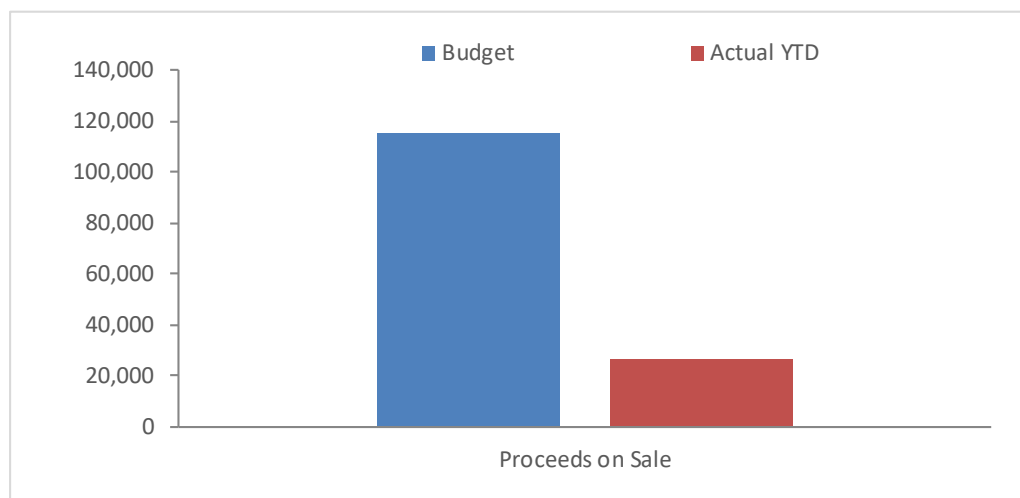


NOTES TO THE STATEMENT OF FINANCIAL ACTIVITY
FOR THE PERIOD ENDED 28 FEBRUARY 2022

Attachment 11.1.2A
OPERATING ACTIVITIES
NOTE 6
DISPOSAL OF ASSETS

Asset Ref.	Asset Description	Amended Budget				YTD Actual			
		Net Book Value	Proceeds	Profit	(Loss)	Net Book Value	Proceeds	Profit	(Loss)
		\$	\$	\$	\$	\$	\$	\$	
10089	Isuzu Giga	60,000	35,000		(25,000)				
10051	Bomag Roller	40,000	30,000		(10,000)	39,151	26,518	(12,633)	
16	CN0 Dual Cab Utility	27,058	25,000		(2,058)				
103	CN1 Dual Cab Utility	30,015	25,000		(5,015)				
		157,073	115,000	0	(42,073)	39,151	26,518	0	(12,633)

KEY INFORMATION



Proceeds on Sale			
Budget		YTD Actual	%
\$115,000		\$26,518	23%

**NOTES TO THE STATEMENT OF FINANCIAL ACTIVITY
FOR THE PERIOD ENDED 28 FEBRUARY 2022**

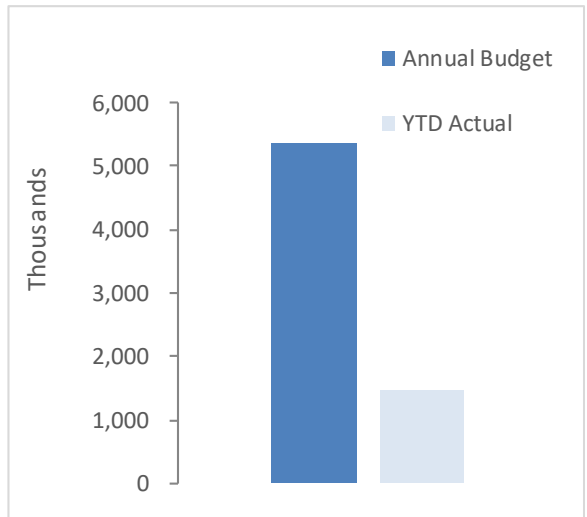
**INVESTING ACTIVITIES
NOTE 7
CAPITAL ACQUISITIONS**

Capital Acquisitions	Amended		YTD Actual Total	YTD Budget Variance
	Annual Budget	YTD Budget		
	\$	\$	\$	\$
Land & Buildings	2,549,561	1,038,385	435,355	603,030
Plant & Equipment	486,000	0	363,463	(363,463)
Furniture & Equipment	0	0	0	0
Roads	2,190,879	1,460,496	558,285	902,211
Recreation	0	0	0	0
Parks, Gardens, Recreation Facilities	72,286	48,168	71,509	(23,341)
Other Infrastructure	55,000	19,992	23,759	(3,767)
Capital Expenditure Totals	5,353,726	2,567,041	1,452,372	1,114,669
Capital Acquisitions Funded By:				
	\$	\$	\$	\$
Capital grants and contributions	2,360,758	1,364,433	1,006,239	(358,194)
Borrowings	850,000	850,000	0	(850,000)
Other (Disposals & C/Fwd)	115,000	115,000	26,518	(88,482)
Cash Backed Reserves				
Infrastructure Reserve	121,000	0	0	0
Pensioner Unit Maintenance Reserve	0	0	0	0
Plant Replacement Reserve	40,000	0	0	0
Contribution - operations	1,866,968	237,608	419,615	182,007
Capital Funding Total	5,353,726	2,567,041	1,452,372	(1,114,669)

SIGNIFICANT ACCOUNTING POLICIES

All assets are initially recognised at cost. Cost is determined as the fair value of the assets given as consideration plus costs incidental to the acquisition. For assets acquired at no cost or for nominal consideration, cost is determined as fair value at the date of acquisition. The cost of non-current assets constructed by the local government includes the cost of all materials used in the construction, direct labour on the project and an appropriate proportion of variable and fixed overhead. Certain asset classes may be revalued on a regular basis such that the carrying values are not materially different from fair value. Assets carried at fair value are to be revalued with sufficient regularity to ensure the carrying amount does not differ materially from that determined using fair value at reporting date.

KEY INFORMATION



Acquisitions	Annual Budget	YTD Actual	% Spent
	\$5.35 M	\$1.45 M	27%
Capital Grant	Annual Budget	YTD Actual	% Received
	\$2.36 M	\$1.01 M	43%

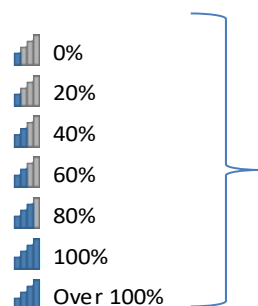
NOTES TO THE STATEMENT OF FINANCIAL ACTIVITY
FOR THE PERIOD ENDED 28 FEBRUARY 2022

INVESTING ACTIVITIES
NOTE 7

CAPITAL ACQUISITIONS (CONTINUED)










Capital Expenditure Total






















Level of Completion Indicators



Percentage YTD Actual to Annual Budget

Expenditure over budget highlighted in red.

 Level of completion indicator	Acc / Job	Annual Budget	YTD Budget	YTD Actual	Variance
Capital Expenditure					
Land					
 Cuballing Railway Reserve Business Case	C201	35,000	14,580	625	13,955
Buildings					
 Administration Building Disabled Access	J4114C	62,833	62,833	71,528	(8,695)
 Building Renewal - Cuballing Memorial Park	C203	85,368	28,444	2,488	25,956
 Cuballing Transfer Station Shed Floor	C160	9,960	6,624	6,700	(76)
 Administration Building Refurbishment	J4114D	73,211	48,800	45,151	3,649
 Popanyinning Main Street Refurbishment	C204	200,465	83,510	214,697	(131,187)
 Aged Persons Accommodation	C084	1,587,188	793,594	94,167	699,427
 LRCI Phase 3 Projects	C300	495,536	247,768	0	247,768
Total Land & Buildings		2,549,561	1,038,385	435,355	603,030

Plant & Equipment						
	Prime Mover	12407	200,000	0	203,973	(203,973)
	Bomag Roller	12426	170,000	0	159,490	(159,490)
	Two Way System	12411	15,000	0	0	0
	MWS Vehicle	12406	53,000	0	0	0
	WS Vehicle	12417	48,000	0	0	0
Total Plant & Equipment			486,000	0	363,463	(363,463)
Furniture & Equipment						
	Nil		0	0	0	0
Total Furniture & Equipment			0	0	0	0
Infrastructure - Roads						
	RRG - Narrogin Wandering Road	R129E	352,151	234,760	204,577	30,183
	RRG - Stratherne Road 20/21	R001C	103,604	69,064	143,832	(74,768)
	RRG - Wandering Narrogin Road	R001D	160,343	106,880	167,283	(60,403)
	RTR - Popanyinning East Road Gravel Sheeting	RTR004	35,113	23,392	1,483	21,910
	RTR - Popanyinning West Widening	RTR002	215,044	143,336	0	143,336
	BS - Narrogin Wandering Road Black Spot	BS129	7,000	4,664	2,600	2,064
	WSFN - Cuballing East Road	WSF006	1,317,624	878,400	34,377	844,023
	WSFN - Cuballing East Road	WSF129	0	0	4,132	(4,132)
Total Road Infrastructure			2,190,879	1,460,496	558,285	62,321
Recreation						
	Nil		0	0	0	0
Total Recreation			0	0	0	0
Parks, Ovals & Playgrounds						
	Yornaning Dam - Stage 3	C189	66,079	44,048	62,612	(18,564)
	Yornaning Dam - Stage 4	C186	0	0	6,118	(6,118)
	Yornaning Dam - Mountain Bike Track	C197	6,207	4,120	2,779	1,341
Total Parks, Ovals & Playgrounds			72,286	48,168	71,509	(23,341)
Other Infrastructure						
	Bridge Improvements - Capital Upgrade	11214	30,000	19,992	21,100	(1,108)
	Transfer Station Bin Lids	C163	0	0	2,659	(2,659)
	Depot Fencing & Gates - Eastern Boundary	10744	25,000	16,664	0	16,664
Total Other Infrastructure			55,000	19,992	23,759	(1,108)
	TOTAL CAPITAL EXPENDITURE		5,353,726	2,567,041	1,452,372	277,438

NOTES TO THE STATEMENT OF FINANCIAL ACTIVITY
FOR THE PERIOD ENDED 28 FEBRUARY 2022

FINANCING ACTIVITIES
NOTE 8
BORROWINGS

Information on Borrowings	2020/21	New Loans		Principal Repayments		Principal Outstanding		Interest Repayments	
		Actual	Annual Budget	Actual	Annual Budget	Actual	Annual Budget	Actual	Annual Budget
Transport	\$	\$	\$	\$	\$	\$	\$	\$	\$
Loan 63 - Graders	29,228	0	0	29,228	29,228	(0)	29,228	485	485
Economic Services									
Loan 64 - Lot 74 Austral St	130,702			7,524	15,130	123,178	130,702	1,418	2,755
Education and Welfare									
Loan 65 - Aged Persons Housing			850,000	0	33,454	0	850,000	0	20,468
Total	159,930	0	850,000	36,753	77,812	123,177	1,009,930	1,904	23,708

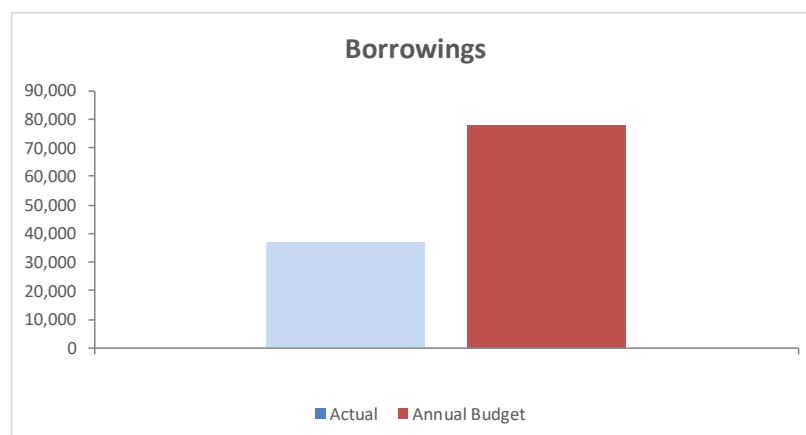
All debenture repayments were financed by general purpose revenue.

SIGNIFICANT ACCOUNTING POLICIES

All loans and borrowings are initially recognised at the fair value of the consideration received less directly attributable transaction costs. After initial recognition, interest-bearing loans and borrowings are subsequently measured at amortised cost using the effective interest method. Fees paid on the establishment of loan facilities that are yield related are included as part of the carrying amount of the loans and borrowings.

KEY INFORMATION

All loans and borrowings are initially recognised at the fair value of the consideration received less directly attributable transaction costs. After initial recognition, interest-bearing loans and borrowings are subsequently measured at amortised cost using the effective interest method. Fees paid on the establishment of loan facilities that are yield related are included as part of the carrying amount of the loans and borrowings.



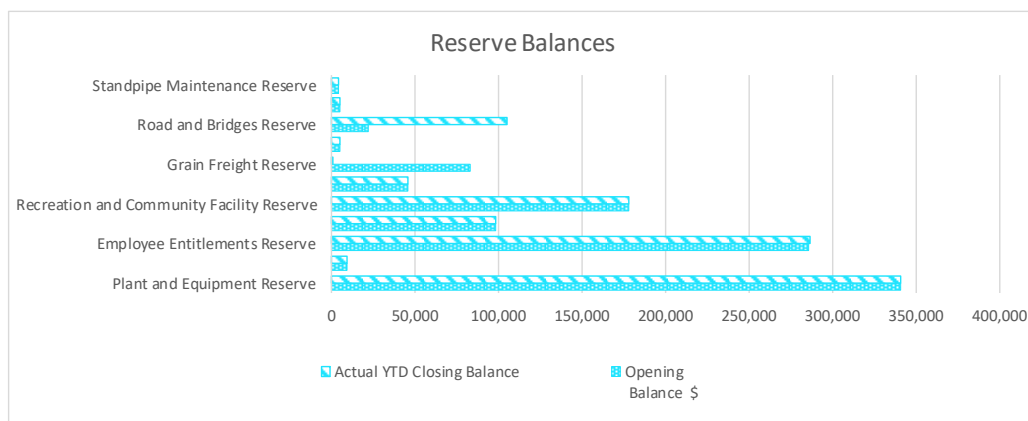
Principal Repayments	\$36,753
Interest Earned	\$6,099
Interest Expense	\$1,904
Reserves Bal	\$1.08 M
Loans Due	\$.12 M

NOTES TO THE STATEMENT OF FINANCIAL ACTIVITY
FOR THE PERIOD ENDED 28 FEBRUARY 2022

Cash Backed Reserve

Reserve Name	Opening	Budget Interest	Actual Interest	Budget Transfers	Actual Transfers	Budget Transfers	Actual Transfers	Budget Closing	Actual YTD
	Balance	Earned	Earned	In (+)	In (+)	Out (-)	Out (-)	Balance	Closing Balance
	\$	\$	\$	\$	\$	\$	\$	\$	\$
Plant and Equipment Reserve	340,654	1,960	288		288	(121,000)	0	221,614	340,942
IT and Office Equipment Reserve	9,149	32	8		8	0	0	9,181	9,157
Employee Entitlements Reserve	286,072	1,067	242		242	(20,000)	0	267,139	286,314
Housing Reserve	98,208	367	83		83	(40,000)	0	58,575	98,291
Recreation and Community Facility Reserve	178,046	792	151		151	(85,368)	0	93,470	178,197
Refuse Site Reserve	45,422	205	38		38	0	0	45,627	45,460
Grain Freight Reserve	83,139	0	0		0	(83,139)	(83,139)	0	0
Equestrian Reserve	4,910	50	4	4,772	4	0	0	9,732	4,914
Road and Bridges Reserve	21,883	486	89	83,139	83,228	0	0	188,736	105,111
Community & Sporting Club Reserve	5,316	21	5	1,000	5	(4,000)	0	2,337	5,321
Standpipe Maintenance Reserve	4,096	20	3		3	0	0	4,116	4,099
	1,076,895	5,000	912	88,911	84,051	(353,507)	(83,139)	900,527	1,077,807

KEY INFORMATION



NOTES TO THE STATEMENT OF FINANCIAL ACTIVITY
FOR THE PERIOD ENDED 28 FEBRUARY 2022

NOTE 10
GRANTS AND CONTRIBUTIONS

Grants and Contributions

Description	Annual Budget	YTD Budget	YTD Actual	Variance
Operating grants, subsidies and contributions				
General Purpose Funding				
Grants Commission - General Purpose	276,000	207,000	190,721	(16,279)
CBH - Grass Roots Funding	0	0	5,000	5,000
Governance				
Insurance & Other Reimbursements	0	0	0	0
Department Primary Industries & Regional Development	35,000	35,000	0	(35,000)
Law, Order & Public Safety				
DFES - Bush Fire Brigades	31,547	15,774	25,032	9,258
Fire Mitigation Grant	84,825	84,825	68,373	(16,452)
Fire Prevention	12,990	0	0	0
Education & Welfare				
Stay on your feet	2,500	2,500	0	(2,500)
Community Amenities				
Other Income - Reimbursements	0	0	0	0
Recreation & Culture				
Mountain Bike Track Income	4,000	3,000	444	(2,556)
Youth Week Funding	1,000	750	0	(750)
Transport				
Main Roads - Direct Grant	87,145	87,145	87,145	0
Grants Commission - Roads Component	152,360	114,270	129,947	15,677
Economic Services				
Community Events	4,700	3,525	3,500	(25)
Other Property & Services				
Workers Compensation	10,000	5,000	18,201	13,201
Operating grants, subsidies and contributions Total	702,067	558,789	528,363	(30,426)
Non-operating grants, subsidies and contributions				
Education & Welfare				
Recreation & Culture				
Yornaning Dam Stage 4	15,156	15,156	15,156	0
Transport				
Main Roads - RRG	361,790	289,432	314,835	25,403
Roads to Recovery (RTR)	210,951	210,951	210,952	1
Black Spot (BS)	0	0	0	0
Wheatbelt Secondary Freight Network	1,171,254	468,502	465,296	(3,206)
Other Infrastructure				
Community Infrastructure Grants	49,815	39,852	0	(39,852)
Community Infrastructure Grants Phase 2	56,256	45,004	0	(45,004)
Community Infrastructure Grants Phase 3	495,536	295,536	0	(295,536)
Non-operating grants, subsidies and contributions Total	2,360,758	1,364,433	1,006,239	(17,654)
Grand Total	3,062,825	1,923,222	1,534,602	(48,080)

KEY INFORMATION

Some reclassification between Operating & Capital grants, contributions & reimbursements is required

Cr Harris declared a Financial and Proximity interest in item 11.1.3 in that he is a supplier of gravel for Road Construction and that he owns property neighbouring Cuballing East Road and left the meeting at 2.44pm.

11.1.3 Request for Approval to Carryover Cuballing East Rd Upgrade Works WSNF Funding

Applicant: N/A
File Ref. No: ADM121
Disclosure of Interest: Nil
Date: 9th March 2022
Author: Bruce Brennan, Manager Works & Services
Attachments: Nil

Summary

Council is requested to advise the WSNF by 31st March each year, if that financial year's WSNF Upgrade Works will not be fully completed by the EOFY, and subsequently is to be carried over into the next financial year.

Background

The extract below has been taken from the WSNF LG Budget Development & Review Process. This section outlines the requirements for carryover of Funding due to extenuating circumstances. Please note also that this document is currently under review.

3.2. Carryover:

- Individual LGs can apply to carryover funding if the project is not completed.
 - Project must be completed in the following year unless extenuating circumstances can be demonstrated e.g., delays in obtaining a clearing permit that is outside the control of the LG, or funding will be withdrawn, and future funding may be in doubt.
 - Carryover amounts cannot be more than 20%, final claim amount, unless there are extenuating circumstances outside the control of the LG, in this case an application is to be made to the Steering Committee via the PM.
 - Request for Carryover must be submitted by 31st March for approval by the Steering Committee.

Council is currently waiting on a Clearing Permit Application to remove native vegetation within the clearing area of 8m from the proposed new road centreline along the Cuballing East Rd. Until this permit is approved and these trees are removed, Council's Works Crew are unable to complete all of the required upgraded table drain construction to drain surface and groundwater from along the road alignment. Until this drainage has been installed and allowed a period to dewater the subgrade materials, the Upgrade works to reconstruct the stronger pavements, cannot commence. Given that this Clearing Permit Application has currently been lodged with DWER for a 10 month period, and these permits are typically taking 12 months to obtain, it is unlikely that this permit will be granted in this 2021/22 Year to allow this work to be completed.

The forecast expenditure on this project to the 30th June 2022, is \$160,000. This is only 11.5% of the total Budget Figure of \$ 1,396,283. The expected 88.5% funding carryover will be well in excess of the 20% limit stated in dot point two, and subsequently, Council is required to apply to the WSNF for approval to carryover this unspent funding into the 2022/23 Year.

Comment

Up until the 30th June 2022, Council's works crew is expected to:

- complete some of the table drainage upgrade works where there is no native vegetation within the clearing area

- complete any culvert upgrade works
- push basecourse gravel material up to allow winter rains to add moisture to this material

Pushing the majority of these road Upgrade works into the 22/23 Yr will add to Council's work load, given that an additional section of the Cuballing East Rd is also to be upgraded next financial year. However, it is planned that Local and Regional Subcontractors will be budgeted for and procured in the 22/23 year in order to supplement Council's Works Crew to complete these works. This is the preference over potentially fully contracting out a portion of these works, which can come with higher risks of budget overruns, additional cost to provide detailed design and RFT documents that are required to procure these full contract works, and not receiving competitive offers in this current Contractor's market.

Strategic Implications – Nil

Statutory Environment - Nil

Policy Implications – Nil

Financial Implications

The total budget for this Upgrade Project is \$ 1,396,283. Council has currently claimed the first 40% of Federal and State WSFN Funding for 2021/22, totalling \$ 465,295 for this project. Of this, by the 30th June 2022, it is forecast that \$ 149,333 of this WSFN funding will be expended, thereby the remaining unspent \$ 315,962 will be carried into the 22/23 Yr as tied funding. Additionally, since Council is matching this funding at the ratio of 1:15, Council's expenditure on this Project to the 30th June 2022 is expected to be \$ 10,667. Council has budgeted \$ 87,844 of matching Municipal Funding for this Upgrade work in this current financial year, and subsequently at the 30th June 2022, the remaining unspent \$ 77,177 will need to be carried into the 22/23 Yr as matching funding to complete these works.

Economic Implication – Nil

Environmental Considerations – Nil

Consultation – Nil

Options - Nil

Voting Requirements – Absolute Majority

COUNCIL DECISION – 2022/29

That Council :

- a) **advises the WSFN that it forecasts approximately 11.5% completion of the Cuballing East Rd Upgrade Project from SLK 7.13 – 10.44, both financially and physically, due to a hold up in procuring the required clearing permit to allow the Upgrade Works to commence, and**
- b) **requests approval from the WSFN to carryover the remaining unclaimed 60% of the Project Funding into the 2022/23 Year to complete the Upgrade works, before the 31st March 2022.**

Moved: Cr Dowdell

Seconded: Cr Bradford

Carried by Absolute Majority 5/0

Cr Harris entered the meeting at 2.55pm

12. CONFIDENTIAL MATTERS:

13. NEXT MEETING:

Ordinary Council Meeting, 2.00pm, Wednesday 20th April 2022 at the Popanyinning Hall, Francis Street, Popanyinning

14. CLOSURE OF MEETING:

There being no further business, the Shire President, Cr Dowling, closed the meeting at 2:56pm.