



*A progressive, diverse and caring community,
with access to modern services and infrastructure,
in a unique part of the world*

AGENDA

for the

Ordinary Meeting of Council

to be held

2PM, WEDNESDAY 18th MAY 2022

Shire of Cuballing
Council Chambers
Campbell Street, Cuballing

COUNCIL MEETING PROCEDURES

1. All Council meetings are open to the public, except for matters raised by Council under “Confidential Matters”.
2. Members of the public may ask a question at an ordinary Council meeting at “Public Question Time”.
3. Members of the public who are unfamiliar with meeting procedures are invited to seek advice at the meeting. If unsure about proceedings, just raise your hand when the Presiding Member announces Public Question Time.
4. All other arrangements are in accordance with the Council’s standing orders, policies and decisions of the town.

DISCLAIMER

No responsibility whatsoever is implied or accepted by the Shire of Cuballing for any act, omission or statement or intimation occurring during Council/Committee meetings or during formal/informal conversations with staff. The Shire of Cuballing disclaims any liability for any loss whatsoever and howsoever caused arising out of reliance by any person or legal entity on any such act, omission or statement or intimation occurring during Council/Committee meetings or discussions. Any person or legal entity who acts or fails to act in reliance upon any statement does so at that person’s or legal entity’s own risk.

In particular, and without derogating in any way from the broad disclaimer above, in any discussion regarding any planning application or application for a licence, any statement or limitation of approval made by a member or officer of the Shire of Cuballing during the course of any meeting is not intended to be and is not taken as notice or approval from the Shire of Cuballing. The Shire of Cuballing warns that anyone who has an application lodged with the Shire of Cuballing must obtain and only should rely on WRITTEN CONFIRMATION of the outcome of that application and any conditions attaching to the decision made by the Shire of Cuballing in respect of the application.

1.	DECLARATION OF OPENING:	2
2.	ATTENDANCE/APOLOGIES/LEAVE OF ABSENCE:	2
2.1.1	Attendance	2
2.1.2	Apologies	2
2.1.3	Leave of Absence	2
3.	STANDING ORDERS:	2
4.	PUBLIC QUESTION TIME:	2
4.1	RESPONSE TO PREVIOUS QUESTIONS TAKEN ON NOTICE:	2
4.2	WRITTEN QUESTIONS PROVIDED IN ADVANCE:	2
4.3	PUBLIC QUESTIONS FROM THE GALLERY:	3
5.	APPLICATIONS FOR LEAVE OF ABSENCE:	3
6.	CONFIRMATION OF MINUTES:	3
6.1.1	Ordinary Meeting of Council held on Wednesday 20 th April 2022	3
7.	PETITIONS/DEPUTATIONS/PRESENTATIONS/ SUBMISSIONS:	3
8.	DISCLOSURE OF FINANCIAL INTEREST:	3
9.	REPORTS OF OFFICERS AND COMMITTEES:	4
9.1	DEPUTY CHIEF EXECUTIVE OFFICER:	4
9.1.1	List of Payments – April 2022	4
9.1.2	Statement of Financial Activity	11
9.2	CHIEF EXECUTIVE OFFICER:	33
9.2.1	Independent Member/s of the Audit Committee	33
9.2.2	Appointment of Fire Control Officers – 2021/22	36
9.2.3	Adoption of Plant Replacement Program	44
9.3	MANAGER OF WORKS AND SERVICES:	49
9.3.1	RAV Route Determination – Wongee Farming	49
10.	ELECTED MEMBERS’ MOTION OF WHICH PREVIOUS NOTICE HAS BEEN GIVEN:	60
11.	URGENT BUSINESS WITHOUT NOTICE WITH THE APPROVAL OF THE PRESIDENT OR MEETING:	60
12.	CONFIDENTIAL MATTERS:	61
12.1.1	Application for Approval Under the Caravan Parks and Camping Grounds Act 1995 and Regulations 1997 – Proposed Occupation of a Caravan, Lot 2774, DP 109254 Great Southern Highway, Yornaning	61
13.	NEXT MEETING:	62
14.	CLOSURE OF MEETING:	62

1. DECLARATION OF OPENING:

2. ATTENDANCE/APOLOGIES/LEAVE OF ABSENCE:

2.1.1 Attendance

Cr Eliza Dowling	President
Cr Robert Harris	Deputy President
Cr Dawson Bradford	
Cr Julie Christensen	
Cr Adrian Kowald	
Cr Pete Dowdell	
Mr Stan Scott	Chief Executive Officer
Mr Fred Steer	Deputy Chief Executive Officer
Mr Bruce Brennan	Manager of Works and Services

2.1.2 Apologies

Nil at this time

2.1.3 Leave of Absence

Nil

3. STANDING ORDERS:

OFFICER'S RECOMMENDATION:

That Standing Orders be suspended for the duration of the meeting to allow for greater debate on items.

4. PUBLIC QUESTION TIME:

4.1 RESPONSE TO PREVIOUS QUESTIONS TAKEN ON NOTICE:

Nil

4.2 WRITTEN QUESTIONS PROVIDED IN ADVANCE:

Nil

4.3 PUBLIC QUESTIONS FROM THE GALLERY:

Nil at this time.

5. APPLICATIONS FOR LEAVE OF ABSENCE:

Nil at this time.

6. CONFIRMATION OF MINUTES:

6.1.1 Ordinary Meeting of Council held on Wednesday 20th April 2022

OFFICER'S RECOMMENDATION:

That the Minutes of the Ordinary Meeting of Council held on Wednesday 20th April 2022 be confirmed as a true record of proceedings.

**7. PETITIONS/DEPUTATIONS/PRESENTATIONS/
SUBMISSIONS:**

Ms Melanie Durack & Ms Kristy Gregory, Peel Harvey Catchment Council, on work which has been conducted in the Hotham-Williams catchment to date.

8. DISCLOSURE OF FINANCIAL INTEREST:

DISCLOSURE OF FINANCIAL INTEREST AND PROXIMITY INTEREST

Members must disclose the nature of their interest in matters to be discussed at the meeting.

Employees must disclose the nature of their interest in reports or advice when giving the report or advice to the meeting.

DISCLOSURE OF INTEREST AFFECTING IMPARTIALITY

Members and staff must disclose their interest in matters to be discussed at the meeting in respect of which the Member or employee has given or will give advice.

9. REPORTS OF OFFICERS AND COMMITTEES:

9.1 DEPUTY CHIEF EXECUTIVE OFFICER:

9.1.1 List of Payments – April 2022

File Ref. No: NA
Disclosure of Interest: Nil
Date: 5th May 2022
Author: Nichole Gould
Attachments: 9.1.1A List of April Municipal Accounts
9.1.1B Credit Card Transactions

Summary

Council is to review payments made under delegation in April 2022.

Background – Nil

Comment

Council is provided at Attachments 9.1.1A with a list of payments made from Council's bank account during the month of April 2022.

Strategic Implications – Nil

Statutory Environment – Nil

Policy Implications – Nil

Financial Implications – Nil

Economic Implication – Nil

Environmental Considerations – Nil

Consultation – Nil

Options

Council may resolve:

1. the Officer's Recommendation; or
2. to not note the list of accounts.

Voting Requirements – Simple Majority

OFFICER'S RECOMMENDATION:

That Council receives:

1. the List of Accounts paid in April 2022 under delegated authority in accordance with Regulation 13(1) of the Local Government (Financial Management) Regulations 1996, including payments from Council's Municipal Fund totalling \$416,984.57 included at Attachment 9.1.1A; and
2. a summary of transactions completed on Credit Cards by Council Staff for the period ending 11th April 2022 included at Attachment 9.1.1B.
3. a summary of transactions completed with Petty Cash by Council Staff for the period ending 22nd April 2022 included at Attachment 9.1.1C

LIST OF APRIL 2022 MUNICIPAL FUND ACCOUNTS

Chq/EFT	Name	Description	Amount
01042022	Police Licensing	Police Licensing Payments	1,537.80
04042022	Police Licensing	Police Licensing Payments	618.65
05042022	Police Licensing	Police Licensing Payments	352.70
06042022	Police Licensing	Police Licensing Payments	551.60
07042022	Police Licensing	Police Licensing Payments	4,805.95
08042022	Police Licensing	Police Licensing Payments	204.85
11042022	Police Licensing	Police Licensing Payments	531.10
12042022	Police Licensing	Police Licensing Payments	388.30
14042022	Police Licensing	Police Licensing Payments	876.50
19042022	Police Licensing	Police Licensing Payments	1,783.70
20042022	Police Licensing	Police Licensing Payments	98.70
21042022	Police Licensing	Police Licensing Payments	3,607.75
22042022	ATO Clearing Account BAS	ATO Clearing Account BAS	7,546.00
22042022	Police Licensing	Police Licensing Payments	2,477.25
26042022	Police Licensing	Police Licensing Payments	30.50
27042022	Police Licensing	Police Licensing Payments	1,117.95
28042022	Police Licensing	Police Licensing Payments	431.60
DD2987.1	Hostplus Super	Payroll deductions	757.63
DD2987.2	Aware Super Pty Ltd	Payroll deductions	4,450.98
DD2987.3	Matrix Superannuation	Superannuation contributions	197.85
DD2987.4	Australian Super	Payroll deductions	1,730.08
DD2987.5	CBUS	Superannuation contributions	487.27
DD2987.6	Colonial First State	Superannuation contributions	535.89
DD2989.1	National Australia Bank	MWS Credit Card - FSP Australia - Yellow Wheel Chock	1,694.83
EFT6948	Stallion Homes	February Progress Claim for Works Complete at the Cuballing Independent Living Units Minus Retention	105,500.04
DD3003.1	Telstra	SMS Message Harvest Ban Service	59.20
DD3001.1	inet Limited	NBN Wireless Limitless Boost Internet Inc LNM Calls	89.99
EFT6949	Stanley Scott	Withholding tax correction	964.06
EFT6950	Ace Bookkeeping Solutions	Administration support for DCEO position	2,244.00
EFT6951	Allan's Bobcat & Truck Hire	Excavator Hire for culvert install	1,309.00
EFT6952	Bitutek	Wandering Narrogin Reseal	90,891.33
EFT6953	BMR Mechanical Pty Ltd	Fix hydraulic fault Possible electrical	260.00
EFT6954	Builders Registration Board Building Commission	APRIL 2022 Building Forms	123.30
EFT6955	Burgess Rawson (WA) Pty Ltd	Water consumption Cuballing War Memorial	354.22

Chq/EFT	Name	Description	Amount
EFT6956	Best Office Systems	Monthly Copier Charges	745.09
EFT6957	Cloud Payment Group	Debt Collection	1,964.00
EFT6958	Cuballing Building Company	Install new Shire of Cuballing letters to wall	968.00
EFT6959	Cuby Roadhouse	Monthly Account - Postage, Catering and refreshments	196.09
EFT6960	Cuballing Golf Club	Leap Grant - Cuballing Golf Club	858.00
EFT6961	Cuby Tavern	Catering	58.00
EFT6962	Eco-Edge Environmental Services	Zoologist for Fauna spotting and reporting Popanyinning West Road	1,870.00
EFT6963	Edge Planning & Property	Town Planning Service	598.40
EFT6964	Farmworks Narrogin	2 x packs of gripples	204.60
EFT6965	Great Southern Fuel Supplies	Bulk Diesel Fuel Delivery	17,803.27
EFT6966	Great Southern Waste Disposal	Rubbish Removal - Recycling Service	6,815.52
EFT6967	Halanson Earthmoving	Excavator Hire to remove trees	6,237.00
EFT6968	It Vision	Creditors and Debtors Training	825.00
EFT6969	Kalexpress & Quality Transport	Monthly Freight Charges	459.77
EFT6970	Makit Narrogin Hardware	100 x Paw Head S/Tappers 10x18 100 x H/H Ter Screws 10x20 Ter Bits 8mm H/H	118.70
EFT6971	Narrogin Bearing Services	1 x Torx bit set 1x Mechanic bit holder set	178.47
EFT6972	Narrogin Hire Service and Reticulation	1 x Director 19-3/4 1 25mm3/4 male end connec 6 x 25mm tube clips 2 x joiners 25mm	10.29
EFT6973	One Music Australia	Licence Fees	87.25
EFT6974	PH & KE Gow	Survey and set out Tree clearing lines for Geo Tech investigation Popanyinning Bridge realignment	2,200.00
EFT6975	Popanyinning General Store	Catering for Popanyinning Town Fire - Incident No. 566170	357.50
EFT6976	Parrys Narrogin	Staff Uniforms	483.55
EFT6977	Peel Harvey Catchment Council	Supporting Landcare in the Hotham-Williams - MOU with PHCC 2021/22 Contribution	5,500.00
EFT6978	Reinforced Concrete Pipes	40 x 1200 x 450x 1200 reinforced concrete box culverts with XYPEX C500	21,780.00
EFT6979	Shire Of Narrogin	Disposal of kerbside collection waste	2,090.44
EFT6980	Southern Lock and Security	1 x lockwood 3772DX digital lock	918.59
EFT6981	Sheridan's	3 printed jarrah desk plates	361.90
EFT6982	Sportspower Narrogin	20 x Tyre repair kits, 10 x tyre lever pack - Cuballing Youth Day 2022 - Bike Maintenance Workshop	355.00

Chq/EFT	Name	Description	Amount
EFT6983	Truck Centre (WA) Pty Ltd	1 x service add blue 1 x top tune	3,162.02
EFT6984	WA Traffic Planning	Traffic management plan for culvert works on the Wandering- Narrogin Road.	825.00
EFT6985	Westrac	1000hr service on Cat 140 Grader	3,611.41
EFT6986	Whitford Fertilisers Narrogin	Weighbridge - Waste Management	66.00
EFT6987	Winc Australia Pty Limited	Stationery	129.48
EFT6988	Zircodate Pty Ltd	Monthly Archive Storage fees	16.55
20133	Synergy	Electricity Charges - Street Lights	780.76
20134	Water Corporation	Water Charges - Standpipe Ridley Street Cuballing	3,645.17
DD3004.1	Telstra	Phone Charges - Admin Office Landlines	285.97
DD3002.1	Telstra	Mobile Charges - CEO Mobile	304.97
DD3007.1	Hostplus Super	Payroll deductions	605.21
DD3007.2	Aware Super Pty Ltd	Payroll deductions	4,416.17
DD3007.3	Matrix Superannuation	Superannuation contributions	189.89
DD3007.4	Australian Super	Payroll deductions	1,538.65
DD3007.5	Cbus	Superannuation contributions	490.41
DD3007.6	Colonial First State	Superannuation contributions	535.89
EFT6990	Anthony Robert Steer	Pre-Employment Medical	233.60
EFT6991	Best Office Systems	Monthly Copier Charges	908.49
EFT6992	C&D Cutri	Remove old 1200x 450 box culvert and reinstall new box culvert	38,720.00
EFT6993	Cuby Tavern	Catering	120.00
EFT6994	Dews Mini Excavations	Excavator and Bobcat Hire for Wandering Narrogin Road culvert	1,507.00
EFT6995	Edwards Motors	102,000km Service for CN1	759.30
EFT6996	Farmworks Narrogin	1x 225mm x 6.1m Blackmax Pipe 2 x 300mm x 6m Blackmax Pipe 8 x 450mm x 6m Blackmax Pipe 1 x 600mm x 6m Blackmax Pipe 2 x 450mm x 225mm Reducing tee 1 x 450mm x 300mm Reducing tee 2 x 600mm 45% bends 1 x600mm coupling	19,045.40
EFT6997	Great Southern Fuel Supplies	Bulk Diesel Fuel Delivery	3,774.47
EFT6998	Hersey Safety Pty Ltd	24x Stinga Gloves, 12x Bushmans, 200 x Cable ties, 2x 5ltr Measure jug, 1x 5ltr Oil Container	1,063.56
EFT6999	Ipec Pty Ltd (Toll)	Freight Charges for March 2022	41.48
EFT7000	Lyons Babington	Preparation of Application for Title	882.01
EFT7001	Melchiorre Plumbing and Gas	Repair leaking toilet at Popanyinning	106.70

Chq/EFT	Name	Description	Amount
EFT7002	Narrogin Auto Electrics	Remove and refit all electrical gear from Holden to new Toyota including 2x new led spotlights	1,753.77
EFT7003	Narrogin Freightlines	Monthly Freight Charges	3,006.16
EFT7004	Narrogin Glass & Quickfit Windscreens & Narrogin Window Tinting	Window tint CN039	330.00
EFT7005	R Munns Engineering Consulting Services	Hotham River cross Section Surveys	8,033.44
EFT7006	Shire of Narrogin	Disposal of kerbside collection waste	2,641.76
EFT7007	Sheridan's	full colour name bar	39.00
EFT7008	Winc Australia Pty Limited	Stationery	109.62
EFT7009	Melchiorre Plumbing and Gas	Repairs to standpipes Cuballing	315.59
20135	Shire of Cuballing	Petty Cash Reimbursement	286.90
20136	Water Corporation	Water Charges - Standpipe at Cuballing East Road	47.77
			416,984.57

CREDIT CARD TRANSACTIONS

SUPPLIER	DETAIL OF PURCHASE	TOTAL
Winc	Wireless Mouse	35.09
BCF	Shade Umbrella for Works Crew Traffic Control	85.99
FSP Australia	Yellow Wheel Chock	1304.50
Repco	Rad Cap for Generator	7.00
Shire of Cuballing - Licensing	New Vehicle Registration	117.25
Shire of Cuballing - Licensing	New Vehicle Registration	23.60
Shire of Cuballing - Licensing	Remake Vehicle Plate	42.40
Aussie Broadband	Monthly NBN Internet Subscription	79.00
	TOTAL	1694.83

PETTY CASH

Item details	Admin Office Maintenance J4114	Vehicle Maintenance P308	Vehicle Maintenance P106	GST10%	Total
Misc (Cleaning supplies)	12.00			1.09	12.00
Licensing		202.00	72.90	10.70	274.90
	12.00	202.00	72.90	11.79	286.90

9.1.2 Statement of Financial Activity

Applicant:	N/A
File Ref. No:	ADM214
Disclosure of Interest:	Nil
Date:	4 th May 2022
Author:	Fred Steer
Attachments:	9.1.2A Statement of Financial Activity

Summary

Council is to consider the Statement of Financial Activity for April 2022.

Background

As per the Financial Management Regulation 34 each Local Government is to prepare each month a statement of financial activity reporting on the sources and applications of funds, as set out in the annual budget under regulation 22(1) (d), for that month with the following detail

- The annual budget estimates,
- The operating revenue, operating income, and all other income and expenses,
- Any significant variations between year to date income and expenditure and the relevant budget provisions to the end of the relevant reporting period,
- Identify any significant areas where activities are not in accordance with budget estimates for the relevant reporting period,
- Provide likely financial projections to 30 June for those highlighted significant variations and their effect on the end of year result,
- Include an operating statement, and
- Any other required supporting notes.

Comment

Operating Revenue key points include.

- General Purpose Funding – Rates were raised on 28th July 2021;
- Transport – MRWA Direct Grant amount received \$87,145;
- Transport – Regional Road Group claims up to date;
- Transport – 100% of Roads to Recovery funding for 2021/22 has been received;
- Financial Assistance Grants – early payment of 2022/23 funding has been received;
- FESA – ESL grant funding – final quarterly payment has been received;
- CBH Grass Roots grant funding received;
- DVA grant funding for war memorial received;
- Standpipe income less than budgeted, possibly due to wet winter;
- Fire Mitigation – 2nd claim has been received; and
- Youth Traineeship Grant Funding for 2021/22 has been refunded.

Operating Expenses – The key items of variance include:

- Plant repairs overbudget due to repairs to fire vehicles annual service;
- Fire Mitigation expenses less than budgeted, offset by less grant income claimed;
- Both Refuse sites expenses running under budget;
- Loss on disposal on assets under budget due to higher return on sale of assets than anticipated; and
- Capital acquisitions are underbudget – due to timing of major projects & plant purchases.

Detailed breakdown of all variances provided in Note 2 of the Statement of Financial Activity.

Administration Allocations have been calculated to 30th April 2022.

Depreciation expense is calculated to 30th April 2022.

Strategic Implications – Nil

Statutory Environment – Nil

Policy Implications – Nil

Financial Implications – Nil

Economic Implication – Nil

Environmental Considerations – Nil

Consultation – Nil

Options

Council may resolve:

1. the Officer's Recommendation; or
2. not to receive the Statement of Financial Activity.

Voting Requirements – Simple Majority

OFFICER'S RECOMMENDATION:

That the Statement of Financial Activity, as included at Attachment 9.1.2A for the Shire of Cuballing for period ending 30th April be received.

SHIRE OF CUBALLING

MONTHLY FINANCIAL REPORT
(Containing the Statement of Financial Activity)
For the Period Ended 30 April 2022

LOCAL GOVERNMENT ACT 1995
LOCAL GOVERNMENT (FINANCIAL MANAGEMENT) REGULATIONS 1996

TABLE OF CONTENTS

Monthly Summary Information	2-4
Statement of Financial Activity by Program	5
Statement of Financial Activity by Nature or Type	7
Note 1 Net Current Assets	9
Note 2 Explanation of Material Variances	10
Note 3 Cash and Investments	11
Note 4 Receivables	12
Note 5 Rating Revenue	13
Note 6 Disposal of Assets	14
Note 7 Capital Acquisitions	15-17
Note 8 Borrowings	18
Note 9 Reserves	19
Note 10 Grants and Contributions	20
Note 11 Trust Fund	21
Note 12 Budget Amendments	22

MONTHLY FINANCIAL REPORT FOR THE PERIOD ENDED 30 APRIL 2022

INFORMATION

PREPARATION TIMING AND REVIEW

Date prepared: All known transactions up to 30 April 2022
Prepared by: Fred Steer, Deputy Chief Executive Officer

BASIS OF PREPARATION

REPORT PURPOSE

This report is prepared to meet the requirements of Local Government (Financial Management) Regulations 1996, Regulation 34. Note: The Statements and accompanying notes are prepared based on all transactions recorded at the time of preparation and may vary due to transactions being processed for the reporting period after the date of preparation.

BASIS OF ACCOUNTING

This statement comprises a special purpose financial report which has been prepared in accordance with Australian Accounting Standards (as they apply to local governments and not-for-profit entities), Australian Accounting Interpretations, other authoritative pronouncements of the Australian Accounting Standards Board, the Local Government Act 1995 and accompanying regulations. Material accounting policies which have been adopted in the preparation of this statement are presented below and have been consistently applied unless stated otherwise. Except for cash flow and rate setting information, the report has also been prepared on the accrual basis and is based on historical costs, modified, where applicable, by the measurement at fair value of selected non-current assets, financial assets and liabilities.

THE LOCAL GOVERNMENT REPORTING ENTITY

All Funds through which the Council controls resources to carry on its functions have been included in this statement. In the process of reporting on the local government as a single unit, all transactions and balances between those funds (for example, loans and transfers between Funds) have been eliminated. All monies held in the Trust Fund are excluded from the statement, but a separate statement of those monies appears at Note 12.

SIGNIFICANT ACCOUNTING POLICES

GOODS AND SERVICES TAX

Revenues, expenses and assets are recognised net of the amount of GST, except where the amount of GST incurred is not recoverable from the Australian Taxation Office (ATO). Receivables and payables are stated inclusive of GST receivable or payable. The net amount of GST recoverable from, or payable to, the ATO is included with receivables or payables in the statement of financial position. Cash flows are presented on a gross basis. The GST components of cash flows arising from investing or financing activities which are recoverable from, or payable to, the ATO are presented as operating cash flows.

CRITICAL ACCOUNTING ESTIMATES

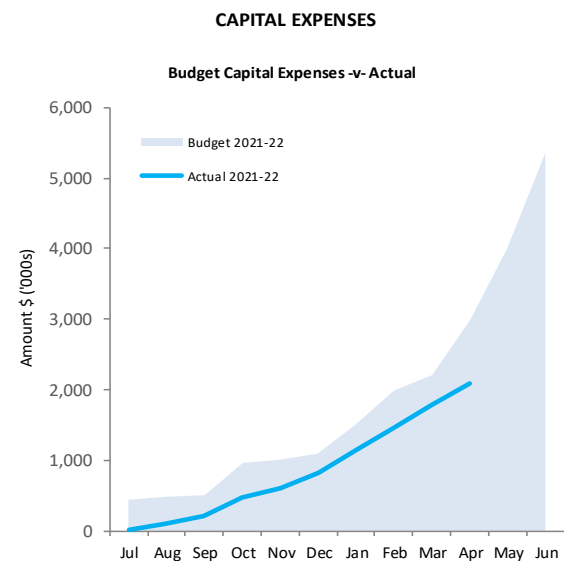
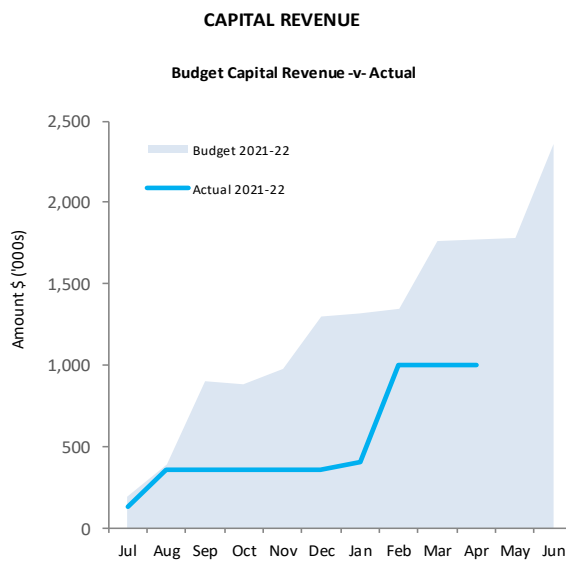
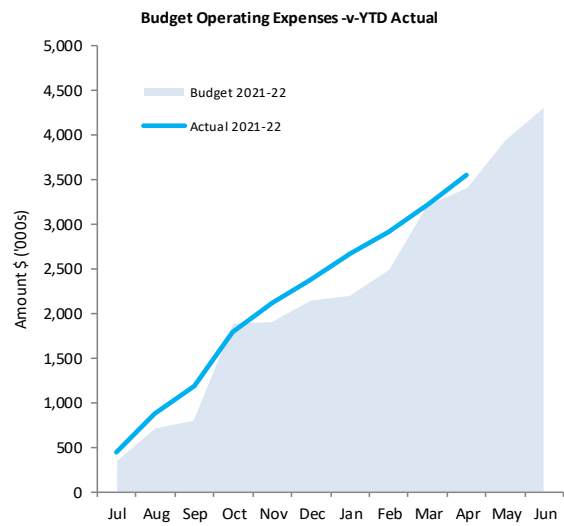
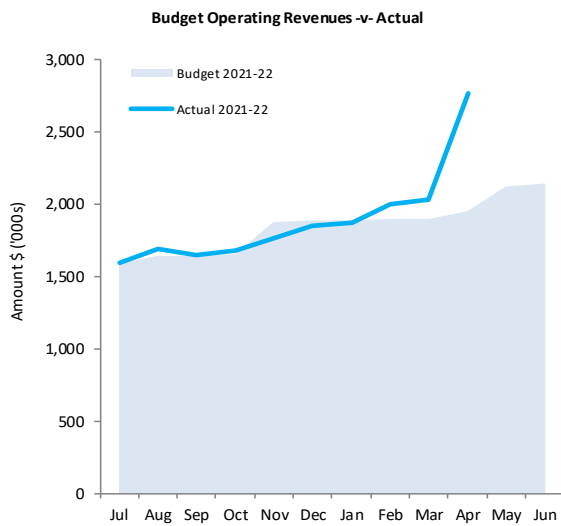
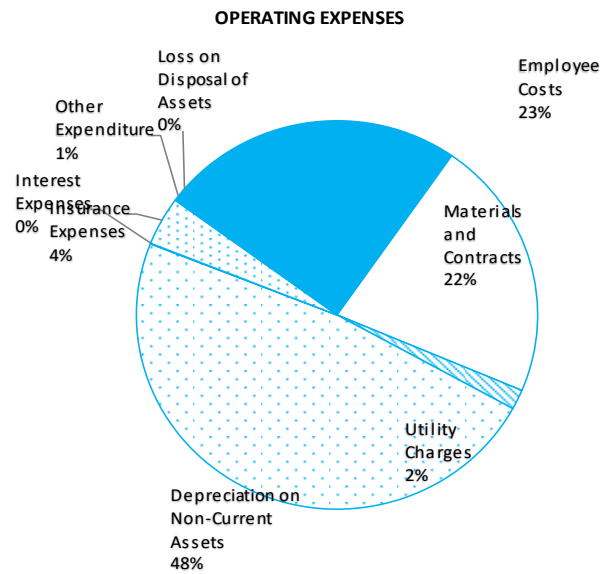
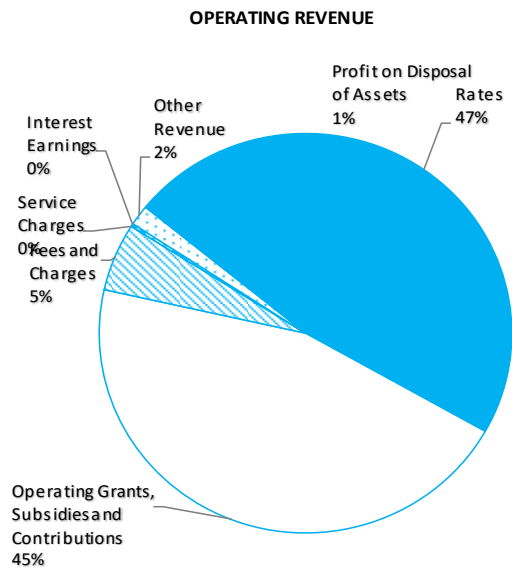
The preparation of a financial report in conformity with Australian Accounting Standards requires management to make judgements, estimates and assumptions that effect the application of policies and reported amounts of assets and liabilities, income and expenses. The estimates and associated assumptions are based on historical experience and various other factors that are believed to be reasonable under the circumstances; the results of which form the basis of making the judgements about carrying values of assets and liabilities that are not readily apparent from other sources. Actual results may differ from these estimates.

ROUNDING OFF FIGURES

All figures shown in this statement are rounded to the nearest dollar.

**MONTHLY FINANCIAL REPORT
FOR THE PERIOD ENDED 30 APRIL 2022**

SUMMARY GRAPHS



This information is to be read in conjunction with the accompanying Financial Statements and Notes.

KEY TERMS AND DESCRIPTIONS

FOR THE PERIOD ENDED 30 APRIL 2022

STATUTORY REPORTING PROGRAMS

Shire operations as disclosed in these financial statements encompass the following service orientated activities/programs.

PROGRAM NAME	OBJECTIVE	ACTIVITIES
GOVERNANCE	Administration and operation of facilities and services to members of council, other costs that relate to tasks of elected members and ratepayers on matters which do not concern specific council activities	Complete Council meetings, Complete all Administration activities, Lobby other levels of government to support the aims of the Shire of Cuballing
GENERAL PURPOSE FUNDING	Rates, general purpose government grants and interest revenue	Manage Rates and collection. Maintain Property Data
LAW, ORDER, PUBLIC SAFETY	Supervision of various local laws, fire prevention, emergency services and animal control.	Provide ranger service, bush fire and emergency management
HEALTH	Inspections of septic and food control	Inspect food premises.
EDUCATION AND WELFARE	Support school activities	Provide activities of support of local schools
HOUSING	Provision and maintenance of staff housing	Provide staff & other housing
COMMUNITY AMENITIES	Operation of refuse sites, noise control and administration of Town Planning Scheme	Provision of waste & recycling services including the operation of the Cuballing & Popanyinning transfer stations. Also includes the provision of town planning services.
RECREATION AND CULTURE	Maintenance of halls, recreation centre and various reserves. Support library services in Narrogin.	Maintain halls & Civic buildings, parks and gardens and recreational facilities including managing the Dryandra Equestrian Centre lease.
TRANSPORT	Construction and maintenance of streets, roads, bridges, footpaths, drainage works, traffic signs, bus shelters and depot maintenance.	Maintain and protect local environmentally significant areas including the maintenance of Council roads and footpaths. Also includes the provision of vehicle licensing services.
ECONOMIC SERVICES	The regulation and provision of tourism, area promotion, building control, noxious weeds, vermin control and standpipes.	Control of noxious weeds on council property, DrumMuster and provision of building registration services. Includes tourism and promotion and supporting the Dryandra Country Visitors Centre.
OTHER PROPERTY AND SERVICES	Private works operation, plant repairs and operation costs.	Includes private works, overhead and plant allocations and the provision of building surveying services.

**STATEMENT OF FINANCIAL ACTIVITY
FOR THE PERIOD ENDED 30 APRIL 2022**

STATUTORY REPORTING PROGRAMS

	Ref Note	Annual Budget	YTD Budget	YTD Actual	Variance (\$)	Variance (%)	
		\$	\$	\$	\$	%	
Opening Funding Surplus(Deficit)	1(b)	1,904,205	1,904,205	1,934,871	30,666	2%	
Revenue from operating activities							
General Purpose Funding	5	1,540,427	1,507,002	1,915,549	408,547	27%	▲
Governance		44,950	43,280	30,484	(12,796)	(30%)	▼
Law, Order and Public Safety		133,112	124,586	108,183	(16,403)	(13%)	▼
Health		800	660	731	71	11%	
Education and Welfare		2,500	2,500	0	(2,500)	(100%)	
Housing		0	0	0	0		
Community Amenities		75,516	75,296	80,686	5,390	7%	
Recreation and Culture		12,773	11,433	9,974	(1,459)	(13%)	
Transport		249,755	209,945	541,562	331,617	158%	▲
Economic Services		38,700	29,745	27,627	(2,118)	(7%)	
Other Property and Services		45,000	35,410	49,872	14,462	41%	▲
		2,143,533	2,039,857	2,764,667			
Expenditure from operating activities							
General Purpose Funding		(88,500)	(62,740)	(61,622)	1,118	2%	
Governance		(138,957)	(168,527)	(169,402)	(876)	(1%)	
Law, Order and Public Safety		(298,263)	(267,520)	(280,962)	(13,442)	(5%)	
Health		(45,907)	(38,230)	(35,792)	2,438	6%	
Education and Welfare		(45,708)	(37,720)	(13,820)	23,900	63%	▲
Housing		(40,711)	(34,140)	(37,656)	(3,516)	(10%)	
Community Amenities		(353,068)	(295,206)	(283,780)	11,426	4%	
Recreation and Culture		(378,844)	(322,117)	(312,248)	9,869	3%	
Transport		(2,715,046)	(2,199,699)	(2,164,611)	35,088	2%	
Economic Services		(162,367)	(130,290)	(123,456)	6,834	5%	
Other Property and Services		(34,500)	(49,006)	(64,417)	(15,411)	(31%)	▼
		(4,301,871)	(3,605,194)	(3,547,766)			
Operating activities excluded from budget							
Add Back Depreciation		2,060,628	1,677,090	1,701,468	24,378	1%	
Adjust (Profit)/Loss on Asset Disposal	6	42,073	42,073	(1,639)	(43,712)	(104%)	▼
Adjust Provisions and Accruals		0	0	0	0		
Amount attributable to operating activities		(55,636)	153,826	916,729			
Investing Activities							
Non-operating Grants, Subsidies and Contributions							
Contributions	10	2,360,758	1,692,255	1,006,239	(686,016)	(41%)	▼
Proceeds from Disposal of Assets	6	115,000	115,000	119,303	4,303	4%	
Land Held for Resale		0	0	0	0		
Capital Acquisitions	7	(5,353,726)	(3,756,655)	(2,078,542)	1,678,113	45%	▲
Amount attributable to investing activities		(2,877,968)	(1,949,400)	(952,999)			
Financing Activities							
Proceeds from New Debentures		850,000	850,000	0	(850,000)	(100%)	▼
Repayment of Debentures	8	(77,812)	(36,753)	(36,753)	0	0%	
Transfer from Reserves	9	353,507	83,139	83,139	0	0%	
Transfer to Reserves	9	(93,911)	(84,051)	(84,051)	0	0%	
Amount attributable to financing activities		1,031,784	812,335	(37,665)			
Closing Funding Surplus(Deficit)	1(b)	2,385	920,966	1,860,936			

KEY INFORMATION

▲ ▼ Indicates a variance between Year to Date (YTD) Budget and YTD Actual data as per the adopted materiality threshold. Refer to Note 2 for an explanation of the reasons for the variance.

The material variance adopted by Council for the 2021/22 year is \$5,000 or 10% whichever is the greater.

This statement is to be read in conjunction with the accompanying Financial Statements and notes.

KEY TERMS AND DESCRIPTIONS FOR THE PERIOD ENDED 30 APRIL 2022

NATURE OR TYPE DESCRIPTIONS

REVENUE

RATES

All rates levied under the Local Government Act 1995. Includes general, differential, specific area rates, minimum rates, interim rates, back rates, ex-gratia rates, less discounts offered. Exclude administration fees, interest on instalments, interest on arrears and service charges.

OPERATING GRANTS, SUBSIDIES AND CONTRIBUTIONS

Refer to all amounts received as grants, subsidies and contributions that are not non-operating grants.

NON-OPERATING GRANTS, SUBSIDIES AND CONTRIBUTIONS

Amounts received specifically for the acquisition, construction of new or the upgrading of non-current assets paid to a local government, irrespective of whether these amounts are received as capital grants, subsidies, contributions or donations.

PROFIT ON ASSET DISPOSAL

Profit on the disposal of assets including gains on the disposal of long term investments. Losses are disclosed under the expenditure classifications.

FEES AND CHARGEES

Revenues (other than service charges) from the use of facilities and charges made for local government services, sewerage rates, rentals, hire charges, fee for service, photocopying charges, licences, sale of goods or information, fines, penalties and administration fees. Local governments may wish to disclose more detail such as rubbish collection fees, rental of property, fines and penalties, other fees and charges.

SERVICE CHARGES

Service charges imposed under Division 6 of Part 6 of the Local Government Act 1995. Regulation 54 of the Local Government (Financial Management) Regulations 1996 identifies these as television and radio broadcasting, underground electricity and neighbourhood surveillance services. Exclude rubbish removal charges. Interest and other items of a similar nature received from bank and investment accounts, interest on rate instalments, interest on rate arrears and interest on debtors.

INTEREST EARNINGS

Interest and other items of a similar nature received from bank and investment accounts, interest on rate instalments, interest on rate arrears and interest on debtors.

OTHER REVENUE / INCOME

Other revenue, which can not be classified under the above headings, includes dividends, discounts, rebates etc.

EXPENSES

EMPLOYEE COSTS

All costs associate with the employment of person such as salaries, wages, allowances, benefits such as vehicle and housing, superannuation, employment expenses, removal expenses, relocation expenses, worker's compensation insurance, training costs, conferences, safety expenses, medical examinations, fringe benefit tax, etc.

MATERIALS AND CONTRACTS

All expenditures on materials, supplies and contracts not classified under other headings. These include supply of goods and materials, legal expenses, consultancy, maintenance agreements, communication expenses, advertising expenses, membership, periodicals, publications, hire expenses, rental, leases, postage and freight etc. Local governments may wish to disclose more detail such as contract services, consultancy, information technology, rental or lease expenditures.

UTILITIES (GAS, ELECTRICITY, WATER, ETC.)

Expenditures made to the respective agencies for the provision of power, gas or water. Exclude expenditures incurred for the reinstatement of roadwork on behalf of these agencies.

INSURANCE

All insurance other than worker's compensation and health benefit insurance included as a cost of employment.

LOSS ON ASSET DISPOSAL

Loss on the disposal of fixed assets.

DEPRECIATION ON NON-CURRENT ASSETS

Depreciation expense raised on all classes of assets.

INTEREST EXPENSES

Interest and other costs of finance paid, including costs of finance for loan debentures, overdraft accommodation and refinancing expenses.

OTHER EXPENDITURE

Statutory fees, taxes, provision for bad debts, member's fees or State taxes. Donations and subsidies made to community groups.

**STATEMENT OF FINANCIAL ACTIVITY
FOR THE PERIOD ENDED 30 APRIL 2022**

BY NATURE OR TYPE

	Ref Note	Annual Budget	YTD Budget	YTD Actual	Variance (\$)	Variance (%)	
		\$	\$	\$	\$	%	
Opening Funding Surplus (Deficit)	1(b)	1,904,205	1,904,205	1,934,871	30,666	2%	
Revenue from operating activities							
Rates	5	1,241,862	1,280,982	1,293,500	12,517	1%	
Operating Grants, Subsidies and Contributions	10	702,067	582,166	1,253,145	670,979	115%	▲
Fees and Charges		143,279	129,559	151,668	22,109	17%	▲
Interest Earnings		10,575	8,790	6,698	(2,092)	(24%)	
Other Revenue		45,750	38,360	45,385	7,025	18%	▲
Profit on Disposal of Assets	6	0	0	14,272	14,272		▲
		2,143,533	2,039,857	2,764,667			
Expenditure from operating activities							
Employee Costs		(1,027,922)	(818,820)	(826,627)	(7,807)	(1%)	
Materials and Contracts		(865,829)	(801,809)	(768,565)	33,244	4%	
Utility Charges		(62,565)	(51,970)	(58,669)	(6,699)	(13%)	▼
Depreciation on Non-Current Assets		(2,060,628)	(1,677,090)	(1,701,468)	(24,378)	(1%)	
Interest Expenses		(23,708)	(19,740)	(1,904)	17,836	90%	▲
Insurance Expenses		(159,902)	(159,861)	(143,575)	16,286	10%	▲
Other Expenditure		(59,245)	(33,832)	(34,327)	(495)	(1%)	
Loss on Disposal of Assets	6	(42,073)	(42,073)	(12,633)	29,440		
		(4,301,871)	(3,605,194)	(3,547,766)			
Operating activities excluded from budget							
Add back Depreciation		2,060,628	1,677,090	1,701,468	24,378	1%	
Adjust (Profit)/Loss on Asset Disposal	6	42,073	42,073	(1,639)	(43,712)	(104%)	▼
Adjust Provisions and Accruals		0	0	0	0		
Amount attributable to operating activities		(55,636)	153,826	916,729			
Investing activities							
Non-operating grants, subsidies and contributions	10	2,360,758	1,692,255	1,006,239	(686,016)	(41%)	▼
Proceeds from Disposal of Assets	6	115,000	115,000	119,303	4,303	4%	
Land held for resale		0	0	0	0		
Capital acquisitions	7	(5,353,726)	(3,756,655)	(2,078,542)	1,678,113	45%	▲
Amount attributable to investing activities		(2,877,968)	(1,949,400)	(952,999)			
Financing Activities							
Proceeds from New Debentures		850,000	850,000	0	(850,000)	(100%)	▼
Repayment of Debentures	8	(77,812)	(36,753)	(36,753)	0	0%	
Transfer from Reserves	9	353,507	83,139	83,139	0	0%	
Transfer to Reserves	9	(93,911)	(84,051)	(84,051)	0	0%	
Amount attributable to financing activities		1,031,784	812,335	(37,665)			
Closing Funding Surplus (Deficit)	1(b)	2,385	920,966	1,860,936			

KEY INFORMATION

▲ ▼ Indicates a variance between Year to Date (YTD) Budget and YTD Actual data as per the adopted materiality threshold. Refer to Note 2 for an explanation of the reasons for the variance.

This statement is to be read in conjunction with the accompanying Financial Statements and Notes.

**NOTES TO THE STATEMENT OF FINANCIAL ACTIVITY
FOR THE PERIOD ENDED 30 APRIL 2022**

SIGNIFICANT ACCOUNTING POLICIES

CURRENT AND NON-CURRENT CLASSIFICATION

In the determination of whether an asset or liability is current or non-current, consideration is given to the time when each asset or liability is expected to be settled. The asset or liability is classified as current if it is expected to be settled within the next 12 months, being the Council's operational cycle. In the case of liabilities where Council does not have the unconditional right to defer settlement beyond 12 months, such as vested long service leave, the liability is classified as current even if not expected to be settled within the next 12 months. Inventories held for trading are classified as current even if not expected to be realised in the next 12 months except for land held for resale where it is held as non current based on Council's intentions to release for sale.

EMPLOYEE BENEFITS

The provisions for employee benefits relates to amounts expected to be paid for long service leave, annual leave, wages and salaries and are calculated as follows:

(i) Wages, Salaries, Annual Leave and Long Service Leave
(Short-term Benefits)

The provision for employees' benefits to wages, salaries, annual leave and long service leave expected to be settled within 12 months represents the amount the City has a present obligation to pay resulting from employees services provided to balance date. The provision has been calculated at nominal amounts based on remuneration rates the City expects to pay and includes related on-costs.

(ii) *Annual Leave and Long Service Leave (Long-term Benefits)*

The liability for long service leave is recognised in the provision for employee benefits and measured as the present value of expected future payments to be made in respect of services provided by employees up to the reporting date using the project unit credit method. Consideration is given to expected future wage and salary levels, experience of employee departures and periods of service. Expected future payments are discounted using market yields at the reporting date on national government bonds with terms to maturity and currency that match as closely as possible, the estimated future cash outflows. Where the City does not have the unconditional right to defer settlement beyond 12 months, the liability is recognised as a current liability.

PROVISIONS

Provisions are recognised when: The council has a present legal or constructive obligation as a result of past events; it is more likely than not that an outflow of resources will be required to settle the obligation; and the amount has been reliably estimated. Provisions are not recognised for future operating losses. Where there are a number of similar obligations, the likelihood that an outflow will be required in settlement is determined by considering the class of obligations as a whole. A provision is recognised even if the likelihood of an outflow with respect to any one of item included in the same class of obligations may be small.

INVENTORIES

Inventories are measured at the lower of cost and net realisable value. Net realisable value is the estimated selling price in the ordinary course of business less the estimated costs of completion and the estimated costs necessary to make the sale.

NOTES TO THE STATEMENT OF FINANCIAL ACTIVITY
FOR THE PERIOD ENDED 30 APRIL 2022

OPERATING ACTIVITIES
NOTE 1(b)
ADJUSTED NET CURRENT ASSETS

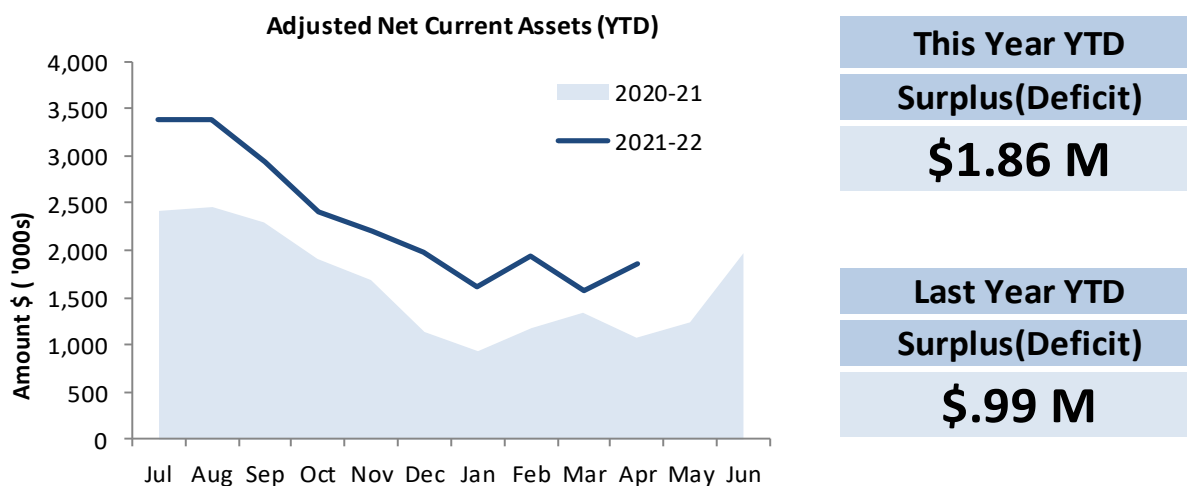
	Re Note	Last Years Closing 30 June 2021	This Time Last Year 30 Apr 2021	Year to Date Actual 30 Apr 2022
Adjusted Net Current Assets		\$	\$	\$
Current Assets				
Cash Unrestricted	3	1,831,039	970,443	1,723,397
Cash Restricted	3	1,076,895	1,321,495	1,077,807
Receivables - Rates	4	122,255	118,158	145,511
Receivables - Other	4	92,407	10,582	7,159
Loans receivable		0	0	0
ATO Receivable		0	0	33,450
Inventories		5,613	6,061	5,613
		3,128,210	2,426,739	2,992,937
Less: Current Liabilities				
Payables		(116,110)	(115,207)	(22,664)
ATO Payables		0	0	(20,859)
Provisions - employee		(260,765)	(196,543)	(260,765)
Long term borrowings		(44,358)	(14,617)	(7,605)
Bonds & Deposits		(334)	(567)	(10,670)
		(421,566)	(326,368)	(322,564)
Unadjusted Net Current Assets		2,706,643	2,100,371	2,670,374
Adjustments and exclusions permitted by FM Reg 32				
Less: Cash reserves	3	(1,076,895)	(1,321,495)	(1,077,807)
Less: Loans receivable		0	0	0
Add: Provisions - employee		260,765	196,543	260,765
Add: Long term borrowings		44,358	14,617	7,605
Adjusted Net Current Assets		1,934,871	990,037	1,860,936

SIGNIFICANT ACCOUNTING POLICIES

Please see Note 1(a) for information on significant accounting policies relating to Net Current Assets.

KEY INFORMATION

The amount of the adjusted net current assets at the end of the period represents the actual surplus (or deficit if the figure is a negative) as presented on the Rate Setting Statement.



**NOTES TO THE STATEMENT OF FINANCIAL ACTIVITY
FOR THE PERIOD ENDED 30 APRIL 2022**

**NOTE 2
EXPLANATION OF MATERIAL VARIANCES**

The material variance thresholds are adopted annually by Council as an indicator of whether the actual expenditure or revenue varies from the year to date budget materially.

The material variance adopted by Council for the 2021/22 year is \$5,000 or 10% whichever is the greater.

Reporting Program	Var. \$	Var. %	Variance	Timing/ Permanent	Explanation of Variance
	\$	%			
Revenue from operating activities					
Governance	(12,796)	(30%)	▼	Permanent	Profit on disposal of assets
General Purpose Funding	408,547	27%	▲	Permanent	Early payment of 22/23 FAGS grant
Law, Order and Public Safety	(16,403)	(13%)	▼	Permanent	Fire Mitigation Grant income lower than budgeted
Health	71	11%		Timing	Not Material
Education and Welfare	(2,500)	(100%)		Timing	Grant funding not received (Seniors)
Housing	0			Timing	Not Material
Community Amenities	5,390	7%		Permanent	Cemetery income & waste income higher than budgeted
Recreation and Culture	(1,459)	(13%)		Timing	Income from Yornaning Bike track not received
Transport	331,617	158%	▲	Permanent	Early payment of 2022/23 Local road grant
Economic Services	(2,118)	(7%)		Timing	Standpipe charges lower than budgeted
Other Property and Services	14,462	41%	▲	Permanent	Workers Compensation Claims higher than budgeted
Expenditure from operating activities					
Governance	(876)	(1%)		Timing	Not Material
General Purpose Funding	1,118	2%		Timing	Not Material
Law, Order and Public Safety	(13,442)	(5%)		Permanent	Repairs to fire vehicles (claimable)
Health	2,438	6%		Timing	Training for EHO not undertaken yet
Education and Welfare	23,900	63%	▲	Permanent	Aged persons accommodation loan not drawn down so no repayments made for 2021/22.
Housing	(3,516)	(10%)		Timing	CEO housing maintenance
Community Amenities	11,426	4%		Timing	Refuse site & public toilet maintenance expenses below budget
Recreation and Culture	9,869	3%		Timing	Halls maintenance under budget
Transport	35,088	2%		Timing	Loss on disposal of assets less than expected.
Economic Services	6,834	5%		Timing	Noxious weeds control & Area Promotion
Other Property and Services	(15,411)	(31%)	▼	Timing	Fuels & oils over budget
Investing Activities					
Non-operating Grants, Subsidies and Contributions	(686,016)	(41%)	▼	Timing	Timing of project progress - unable to claim grants as per Note 10
Proceeds from Disposal of Assets	4,303	4%		Timing	Assets sold for more than budgeted
Land Held for Resale	0				
Capital Acquisitions	1,678,113	45%	▲	Timing	Timing of capital works program. Mostly Aged Persons Accommodation & Cuballing East Road
Financing Activities					
Proceeds from New Debentures	(850,000)	(100%)	▼	Timing	Aged Persons Accommodation
Transfer from Reserves	0	0%		Timing	Not material
Repayment of Debentures	0	0%		Timing	Not material
Transfer to Reserves	0	0%		Timing	Not material

NOTES TO THE STATEMENT OF FINANCIAL ACTIVITY
FOR THE PERIOD ENDED 30 APRIL 2022

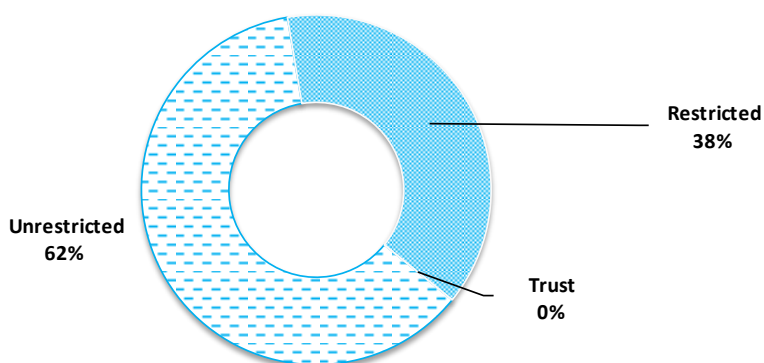
Cash and Investments	Unrestricted	Restricted	Trust	Total	Institution	Interest Rate	Maturity Date
				YTD Actual			
	\$	\$	\$	\$			
Cash on Hand							
Petty Cash and Floats	700			700	NAB	0.00%	At Call
At Call Deposits							
Municipal Fund	1,722,697			1,722,697	NAB	0.00%	At Call
Term Deposits							
Reserve Funds		1,077,807		1,077,807	NAB	0.20%	08-Feb-22
Total	1,723,397	1,077,807	0	2,801,204			

SIGNIFICANT ACCOUNTING POLICIES

Cash and cash equivalents include cash on hand, cash at bank, deposits available on demand with banks and other short term highly liquid investments that are readily convertible to known amounts of cash and which are subject to an insignificant risk of changes in value and bank overdrafts. Bank overdrafts are reported as short term borrowings in current liabilities in the statement of financial position.

KEY INFORMATION

Cash and cash equivalents include cash on hand, cash at bank, deposits available on demand with banks and other short term highly liquid investments that are readily convertible to known amounts of cash and which are subject to an insignificant risk of changes in value and bank overdrafts. Bank overdrafts are reported as short term borrowings in current liabilities in the statement of financial position.



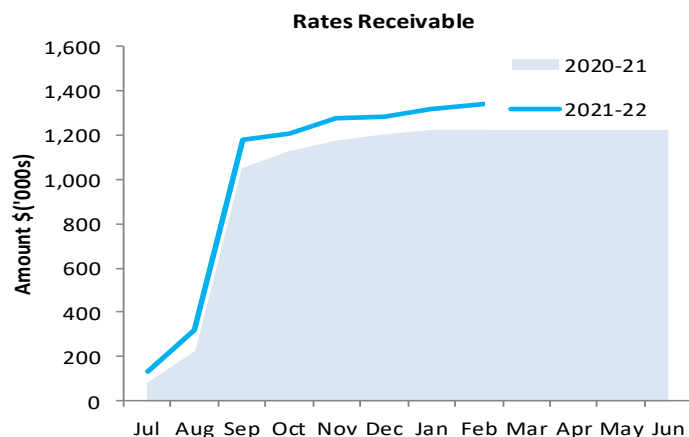
Total Cash	Unrestricted
\$2.8 M	\$1.72 M

NOTES TO THE STATEMENT OF FINANCIAL ACTIVITY
FOR THE PERIOD ENDED 30 APRIL 2022

Rates Receivable	30 June 2020	30 Apr 22
	\$	\$
Opening Arrears Previous Year	84,880	122,255
Levied this year	1,258,745	1,386,062
Less Collections to date	(1,221,370)	1,362,806
Equals Current Outstanding	122,255	145,511
Net Rates Collectable	122,255	145,511
% Collected	90.29%	89.50%

KEY INFORMATION

Trade and other receivables include amounts due from ratepayers for unpaid rates and service charges and other amounts due from third parties for goods sold and services performed in the ordinary course of business.



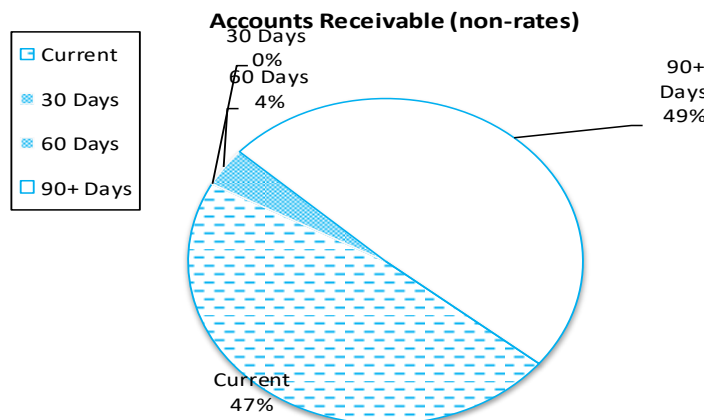
Collected	Rates Due
90%	\$145,511

Receivables - General	Current	30 Days	60 Days	90+ Days	Total
	\$	\$	\$	\$	\$
Receivables - General	3,369	0	276	3,514	7,159
Percentage	47%	0%	4%	49%	
Balance per Trial Balance					
Sundry debtors					7,159
GST receivable					33,450
Total Receivables General Outstanding					40,609

Amounts shown above include GST (where applicable)

SIGNIFICANT ACCOUNTING POLICIES

Trade and other receivables include amounts due from ratepayers for unpaid rates and service charges and other amounts due from third parties for goods sold and services performed in the ordinary course of business. Receivables expected to be collected within 12 months of the end of the reporting period are classified as current assets. All other receivables are classified as non-current assets. Collectability of trade and other receivables is reviewed on an ongoing basis. Debts that are known to be uncollectible are written off when identified. An allowance for doubtful debts is raised when there is objective evidence that they will not be collectible.



Debtors Due
\$40,609
Over 30 Days
53%
Over 90 Days
49%

Attachment 9.1.2A
OPERATING ACTIVITIES
NOTE 5
RATE REVENUE

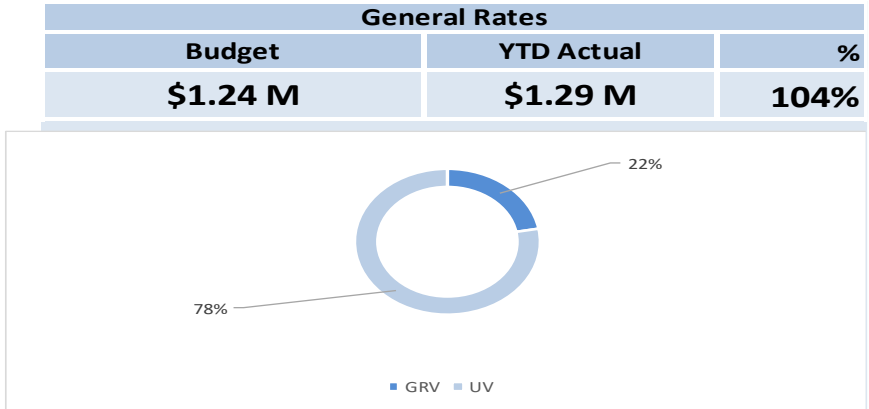
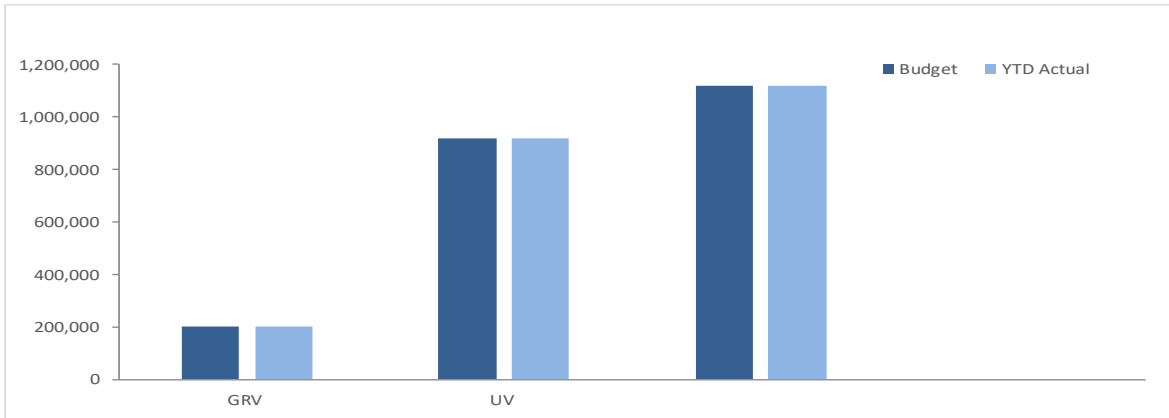
NOTES TO THE STATEMENT OF FINANCIAL ACTIVITY
FOR THE PERIOD ENDED 30 APRIL 2022

General Rate Revenue

RATE TYPE	Rate in \$	Number of Properties	Rateable Value	Rate Revenue \$	Annual Budget			YTD Actual						
					Interim Rate \$	Back Rate \$	Total Revenue \$	Rate Revenue \$	Interim Rates \$	Back Rates \$	Total Revenue \$			
Differential General Rate														
GRV	0.083965	188	2,369,718	198,973	0	0	198,973	198,973	0	0	198,973			198,973
UV	0.006846	182	134,494,000	920,746	0	0	920,746	920,746	0	0	920,746			920,746
Sub-total		370	136,863,718	1,119,719	0	0	1,119,719	1,119,719	0	0	1,119,719			1,119,719
	Minimum													
	\$													0
GRV	759	142		107,778	0	0	107,778	107,778	0	0	107,778			107,778
UV	1,023.00	155		158,565	0	0	158,565	158,565	0	0	158,565			158,565
		297	0	266,343	0	0	266,343	266,343	0	0	266,343			266,343
Sub-Totals		667	136,863,718	1,386,062	0	0	1,386,062	1,386,062	0	0	1,386,062			1,386,062
Discount							(85,000)							(90,799)
Concession / Write Offs							(58,450)							(117)
COVID Subsidy							(1,000)							(635)
Interim Rates							250							(1,011)
Ex-Gratia Rates							490							0
Amount from General Rates							1,241,862							1,293,499
Ex-Gratia Rates														0
Total General Rates							1,241,862							1,293,499

SIGNIFICANT ACCOUNTING POLICIES

Rates, grants, donations and other contributions are recognised as revenues when the local government obtains control over the assets comprising the contributions. Control over assets acquired from rates is obtained at the commencement of the rating period or, where earlier, upon receipt of the rates.

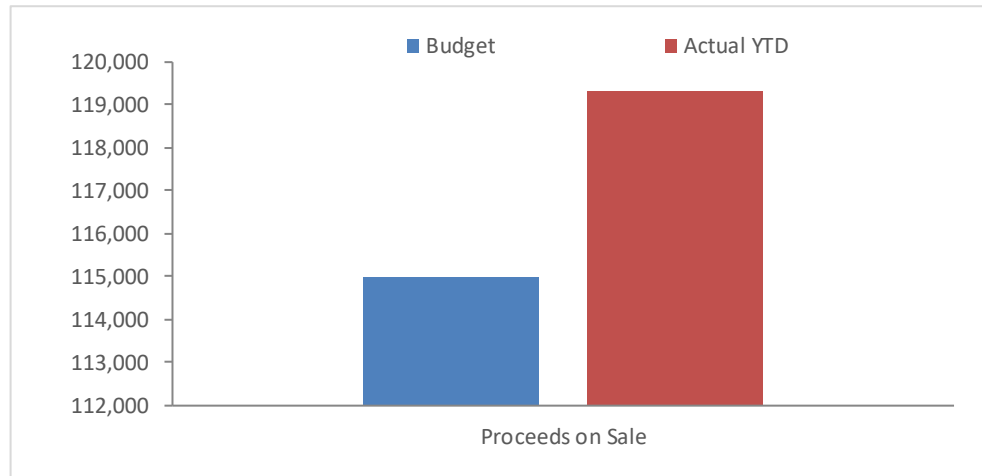


NOTES TO THE STATEMENT OF FINANCIAL ACTIVITY
FOR THE PERIOD ENDED 30 APRIL 2022

Attachment 9.1.2A
OPERATING ACTIVITIES
NOTE 6
DISPOSAL OF ASSETS

Asset Ref.	Asset Description	Amended Budget				Net Book Value	YTD Actual		
		Net Book Value	Proceeds	Profit	(Loss)		Proceeds	Profit	(Loss)
		\$	\$	\$	\$	\$	\$	\$	
10089	Isuzu Giga	60,000	35,000		(25,000)		56,422	1,415	
10051	Bomag Roller	40,000	30,000		(10,000)	39,151	26,518	(12,633)	
16	CN0 Dual Cab Utility	27,058	25,000		(2,058)		36,364	12,857	
103	CN1 Dual Cab Utility	30,015	25,000		(5,015)				
		157,073	115,000	0	(42,073)	39,151	119,303	14,272	(12,633)

KEY INFORMATION



Proceeds on Sale		
Budget	YTD Actual	%
\$115,000	\$119,303	104%

NOTES TO THE STATEMENT OF FINANCIAL ACTIVITY
FOR THE PERIOD ENDED 30 APRIL 2022

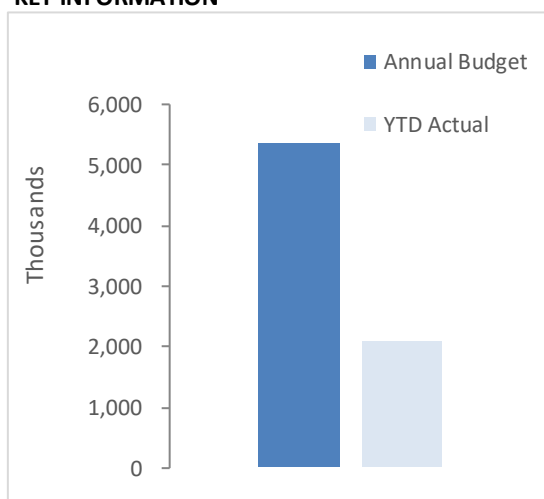
INVESTING ACTIVITIES
NOTE 7
CAPITAL ACQUISITIONS

Capital Acquisitions	Amended		YTD Actual Total	YTD Budget Variance
	Annual Budget	YTD Budget		
	\$	\$	\$	\$
Land & Buildings	2,549,561	1,845,835	583,584	1,262,251
Plant & Equipment	486,000	0	452,000	(452,000)
Furniture & Equipment	0	0	0	0
Roads	2,190,879	1,825,620	947,688	877,932
Recreation	0	0	0	0
Parks, Gardens, Recreation Facilities	72,286	60,210	71,509	(11,299)
Other Infrastructure	55,000	24,990	23,759	1,231
Capital Expenditure Totals	5,353,726	3,756,655	2,078,542	1,678,113
Capital Acquisitions Funded By:				
	\$	\$	\$	\$
Capital grants and contributions	2,360,758	1,692,255	1,006,239	(686,016)
Borrowings	850,000	850,000	0	(850,000)
Other (Disposals & C/Fwd)	115,000	115,000	119,303	4,303
Cash Backed Reserves				
Infrastructure Reserve	121,000	0	0	0
Pensioner Unit Maintenance Reserve	0	0	0	0
Plant Replacement Reserve	40,000	0	0	0
Contribution - operations	1,866,968	1,099,400	952,999	(146,401)
Capital Funding Total	5,353,726	3,756,655	2,078,542	(1,678,113)

SIGNIFICANT ACCOUNTING POLICIES

All assets are initially recognised at cost. Cost is determined as the fair value of the assets given as consideration plus costs incidental to the acquisition. For assets acquired at no cost or for nominal consideration, cost is determined as fair value at the date of acquisition. The cost of non-current assets constructed by the local government includes the cost of all materials used in the construction, direct labour on the project and an appropriate proportion of variable and fixed overhead. Certain asset classes may be revalued on a regular basis such that the carrying values are not materially different from fair value. Assets carried at fair value are to be revalued with sufficient regularity to ensure the carrying amount does not differ materially from that determined using fair value at reporting date.

KEY INFORMATION



Acquisitions	Annual Budget	YTD Actual	% Spent
	\$5.35 M	\$2.08 M	39%
Capital Grant	Annual Budget	YTD Actual	% Received
	\$2.36 M	\$1.01 M	43%

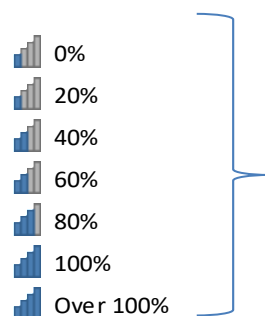
INVESTING ACTIVITIES NOTE 7

NOTES TO THE STATEMENT OF FINANCIAL ACTIVITY FOR THE PERIOD ENDED 30 APRIL 2022

CAPITAL ACQUISITIONS (CONTINUED)

Capital Expenditure Total

























Level of Completion Indicators



Percentage YTD Actual to Annual Budget

Expenditure over budget highlighted in red.

Level of completion indicator	Acc / Job	Annual Budget	YTD Budget	YTD Actual	Variance
Capital Expenditure					
Land					
Cuballing Railway Reserve Business Case	C201	35,000	14,580	625	13,955
Buildings					
Administration Building Disabled Access	J4114C	62,833	62,833	71,528	(8,695)
Building Renewal - Cuballing Memorial Park	C203	85,368	28,444	19,242	9,202
Cuballing Transfer Station Shed Floor	C160	9,960	8,280	6,700	1,580
Administration Building Refurbishment	J4114D	73,211	61,000	47,712	13,288
Popanyinning Main Street Refurbishment	C204	200,465	83,510	244,929	(161,419)
Aged Persons Accommodation	C084	1,587,188	1,587,188	192,848	1,394,340
LRCI Phase 3 Projects	C300	495,536	371,652	0	371,652
Total Land & Buildings		2,549,561	1,845,835	583,584	1,262,251

Plant & Equipment						
	Prime Mover	12407	200,000	0	203,973	(203,973)
	Bomag Roller	12426	170,000	0	159,490	(159,490)
	Two Way System	12411	15,000	0	1,000	(1,000)
	MWS Vehicle	12406	53,000	0	54,992	(54,992)
	WS Vehicle	12417	48,000	0	0	0
	DCEO Vehicle	4267	0	0	32,545	(32,545)
Total Plant & Equipment			486,000	0	452,000	(452,000)
Furniture & Equipment						
	Nil		0	0	0	0
Total Furniture & Equipment			0	0	0	0
Infrastructure - Roads						
	RRG - Narrogin Wandering Road	R129E	352,151	293,450	421,634	(128,184)
	RRG - Stratherne Road 20/21	R001C	103,604	86,330	144,296	(57,966)
	RRG - Wandering Narrogin Road	R001D	160,343	133,600	191,748	(58,148)
	RTR - Popanyinning East Road Gravel Sheetting	R004B	0	0	17,537	(17,537)
	RTR - Popanyinning East Road Gravel Sheetting	RTR004	35,113	29,240	4,146	25,094
	RTR - Popanyinning West Widening	RTR002	215,044	179,170	70,277	108,893
	BS - Narrogin Wandering Road Black Spot	BS129	7,000	5,830	2,600	3,230
	WSFN - Cuballing East Road	WSF006	1,317,624	1,098,000	89,646	1,008,354
	WSFN - Cuballing East Road	WSF129	0	0	5,804	(5,804)
Total Road Infrastructure			2,190,879	1,825,620	947,688	(124,618)
Recreation						
	Nil		0	0	0	0
Total Recreation			0	0	0	0
Parks, Ovals & Playgrounds						
	Yornaning Dam - Stage 3	C189	66,079	55,060	62,612	(7,552)
	Yornaning Dam - Stage 4	C186	0	0	6,118	(6,118)
	Yornaning Dam - Mountain Bike Track	C197	6,207	5,150	2,779	2,371
Total Parks, Ovals & Playgrounds			72,286	60,210	71,509	(11,299)
Other Infrastructure						
	Bridge Improvements - Capital Upgrade	11214	30,000	24,990	21,100	3,890
	Transfer Station Bin Lids	C163	0	0	2,659	(2,659)
	Depot Fencing & Gates - Eastern Boundary	10744	25,000	20,830	0	20,830
Total Other Infrastructure			55,000	24,990	23,759	3,890
	TOTAL CAPITAL EXPENDITURE		5,353,726	3,756,655	2,078,542	678,223

**NOTES TO THE STATEMENT OF FINANCIAL ACTIVITY
FOR THE PERIOD ENDED 30 APRIL 2022**

**FINANCING ACTIVITIES
NOTE 8
BORROWINGS**

Information on Borrowings Particulars	2020/21	New Loans		Principal Repayments		Principal Outstanding		Interest Repayments	
		Actual	Annual Budget	Actual	Annual Budget	Actual	Annual Budget	Actual	Annual Budget
	\$	\$	\$	\$	\$	\$	\$	\$	\$
Transport									
Loan 63 - Graders	29,228	0	0	29,228	29,228	(0)	29,228 0	485	485
Economic Services									
Loan 64 - Lot 74 Austral St	130,702			7,524	15,130	123,178	130,702	1,418	2,755
Education and Welfare									
Loan 65 - Aged Persons Housing			850,000	0	33,454	0	850,000	0	20,468
Total	159,930	0	850,000	36,753	77,812	123,177	1,009,930	1,904	23,708

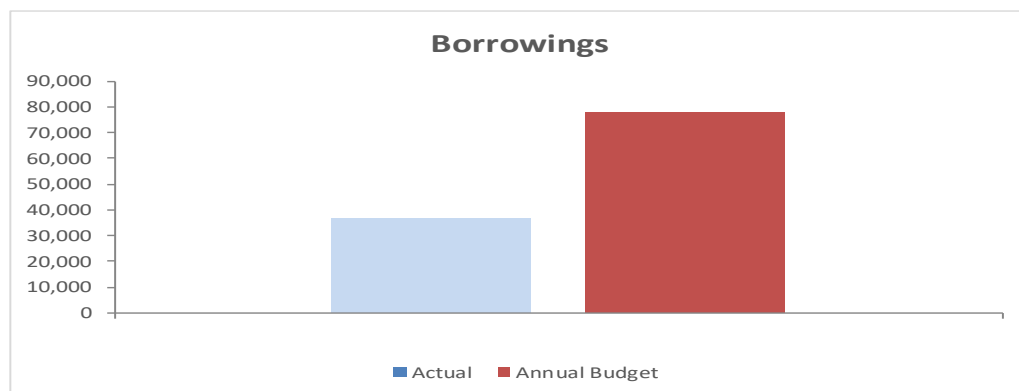
All debenture repayments were financed by general purpose revenue.

SIGNIFICANT ACCOUNTING POLICIES

All loans and borrowings are initially recognised at the fair value of the consideration received less directly attributable transaction costs. After initial recognition, interest-bearing loans and borrowings are subsequently measured at amortised cost using the effective interest method. Fees paid on the establishment of loan facilities that are yield related are included as part of the carrying amount of the loans and borrowings.

KEY INFORMATION

All loans and borrowings are initially recognised at the fair value of the consideration received less directly attributable transaction costs. After initial recognition, interest-bearing loans and borrowings are subsequently measured at amortised cost using the effective interest method. Fees paid on the establishment of loan facilities that are yield related are included as part of the carrying amount of the loans and borrowings.



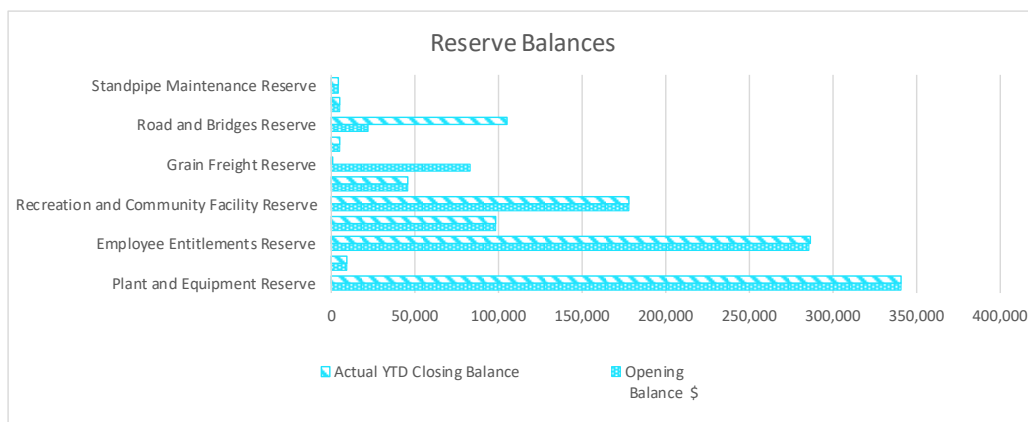
Principal Repayments	\$36,753
Interest Earned	\$6,698
Interest Expense	\$1,904
Reserves Bal	\$1.08 M
Loans Due	\$.12 M

NOTES TO THE STATEMENT OF FINANCIAL ACTIVITY
FOR THE PERIOD ENDED 30 APRIL 2022

Cash Backed Reserve

Reserve Name	Opening	Budget Interest	Actual Interest	Budget Transfers	Actual Transfers	Budget Transfers	Actual Transfers	Budget Closing	Actual YTD
	Balance	Earned	Earned	In (+)	In (+)	Out (-)	Out (-)	Balance	Closing Balance
	\$	\$	\$	\$	\$	\$	\$	\$	\$
Plant and Equipment Reserve	340,654	1,960	288		288	(121,000)	0	221,614	340,942
IT and Office Equipment Reserve	9,149	32	8		8	0	0	9,181	9,157
Employee Entitlements Reserve	286,072	1,067	242		242	(20,000)	0	267,139	286,314
Housing Reserve	98,208	367	83		83	(40,000)	0	58,575	98,291
Recreation and Community Facility Reserve	178,046	792	151		151	(85,368)	0	93,470	178,197
Refuse Site Reserve	45,422	205	38		38	0	0	45,627	45,460
Grain Freight Reserve	83,139	0	0		0	(83,139)	(83,139)	0	0
Equestrian Reserve	4,910	50	4	4,772	4	0	0	9,732	4,914
Road and Bridges Reserve	21,883	486	89	83,139	83,228	0	0	188,736	105,111
Community & Sporting Club Reserve	5,316	21	5	1,000	5	(4,000)	0	2,337	5,321
Standpipe Maintenance Reserve	4,096	20	3		3	0	0	4,116	4,099
	1,076,895	5,000	912	88,911	84,051	(353,507)	(83,139)	900,527	1,077,807

KEY INFORMATION



NOTES TO THE STATEMENT OF FINANCIAL ACTIVITY
FOR THE PERIOD ENDED 30 APRIL 2022

Attachment 9.1.2A
NOTE 10
GRANTS AND CONTRIBUTIONS

Grants and Contributions

Description	Annual Budget	YTD Budget	YTD Actual	Variance
Operating grants, subsidies and contributions				
General Purpose Funding				
Grants Commission - General Purpose	276,000	207,000	585,319	378,319
CBH - Grass Roots Funding	0	0	15,000	15,000
Governance				
Insurance & Other Reimbursements	0	0	0	0
Department Primary Industries & Regional Development	35,000	35,000	0	(35,000)
Law, Order & Public Safety				
DFES - Bush Fire Brigades	31,547	23,661	35,547	11,886
Fire Mitigation Grant	84,825	84,825	68,373	(16,452)
Fire Prevention	12,990	12,990	0	(12,990)
Education & Welfare				
Stay on your feet	2,500	2,500	0	(2,500)
Community Amenities				
Other Income - Reimbursements	0	0	0	0
Recreation & Culture				
Mountain Bike Track Income	4,000	3,000	444	(2,556)
Youth Week Funding	1,000	750	500	(250)
Transport				
Main Roads - Direct Grant	87,145	87,145	87,145	0
Grants Commission - Roads Component	152,360	114,270	439,115	324,845
Economic Services				
Community Events	4,700	3,525	3,500	(25)
Other Property & Services				
Workers Compensation	10,000	7,500	18,201	10,701
Operating grants, subsidies and contributions Total	702,067	582,166	1,253,145	670,979
Non-operating grants, subsidies and contributions				
Education & Welfare				
Recreation & Culture				
Yornaning Dam Stage 4	15,156	15,156	15,156	0
Transport				
Main Roads - RRG	361,790	361,790	314,835	(46,955)
Roads to Recovery (RTR)	210,951	210,951	210,952	1
Black Spot (BS)	0	0	0	0
Wheatbelt Secondary Freight Network	1,171,254	702,752	465,296	(237,456)
Other Infrastructure				
Community Infrastructure Grants	49,815	49,815	0	(49,815)
Community Infrastructure Grants Phase 2	56,256	56,255	0	(56,255)
Community Infrastructure Grants Phase 3	495,536	295,536	0	(295,536)
Non-operating grants, subsidies and contributions Total	2,360,758	1,692,255	1,006,239	(334,225)
Grand Total	3,062,825	2,274,421	2,259,384	336,754

KEY INFORMATION

Some reclassification between Operating & Capital grants, contributions & reimbursements is required

9.2 CHIEF EXECUTIVE OFFICER:

9.2.1 Independent Member/s of the Audit Committee

Applicant: N/A
File Ref. No: ADM214
Disclosure of Interest: Nil
Date: 10 May 2022
Author: Stan Scott - CEO
Attachments: 9.2.1A Confidential Attachment – Expressions of Interest

Summary

Council is requested to review Expressions of Interest for the Audit Committee and appoint an independent member or members.

Background

In the May Edition of the Cuby News the following advertisement appeared:

Audit Committee - Independent Member

The Shire of Cuballing is seeking expressions of interest from members of the public to serve as an independent member on the Shire's Audit Committee. The committee meets about 4 times per year.

The Local Government Act 1995 (the Act) requires that all local governments establish an audit committee. An audit committee plays a key role in assisting a local government to fulfil its governance and oversight responsibilities in relation to financial reporting, internal control structure, risk management systems, legislative compliance, ethical accountability and the internal and external audit functions.

The audit committee should critically examine the audit and management reports provided by the external auditor. The committee would then determine if matters raised in the reports require action to be taken by the local government and ensure that appropriate action is implemented.

Ideally the independent member/s will have skills or qualifications to add value to the work of the committee. The Shire is not permitted to pay fees to independent members, but expenses can be reimbursed.

Brief written expressions of interest should be:

Posted to the address below:

Confidential – Audit Committee Membership
C/- Chief Executive Officer
Shire of Cuballing
PO Box 13
Cuballing WA 6311

Or by email to:

ceo@cuballing.wa.gov.au with the subject heading Confidential – Audit Committee Membership

Expressions of interest close 4.00 pm 17 May 2022.

Expressions of interest were scheduled to close on 17 May 2021, the day before the Council Meeting. At the time of writing this agenda item one expression of interest and one inquiry had been received.

Comment

A revised draft list of Council's delegations are included at Attachment 9.2.1A, with new additions included in red and deletions struck out. Most of the changes involve one of the following:

Strategic Implications

Shire of Cuballing Strategic Community Plan 2017-2027

GOVERNANCE & ORGANISATION - Our Council, Services, Policies and Engagement.

- Governance structures that ensure accountable, transparent and ethical decision making.

	Strategy	Outcome
4.2	Maintain a clear, transparent and ethical decision making process.	Openness and transparency in Council decisions.

Appointment of an independent member or members to the Audit Committee contributes to the transparency of decision making.

Statutory Environment

Local Government Act 1995

Division 1A — Audit committee

[Heading inserted: No. 49 of 2004 s. 5.]

7.1A. Audit committee

- (1) A local government is to establish an audit committee of 3 or more persons to exercise the powers and discharge the duties conferred on it.
- (2) The members of the audit committee of a local government are to be appointed* by the local government and at least 3 of the members, and the majority of the members, are to be council members.

** Absolute majority required.*

Local Government Operational Guidelines - Number 09 – Audit in Local Government

The Act requires that an audit committee is to consist of a minimum of 3 members and in that situation all must be council members. Where a committee consists of more than 3 members then a majority of those members must be council members. Local governments may decide to appoint a committee involving only elected members or they may appoint one or more persons who are external to the Council. If a Council considers it appropriate, the whole Council can be appointed to the audit committee.

If the local government wishes to appoint one or more persons other than elected members to the committee, which is recommended, it should ensure that they have the requisite knowledge and skills to provide benefit to the committee.

Proposed Local Government reforms:

One of the reforms proposed and under consideration is:

- *To ensure independent oversight, it is proposed the Chair of any Audit Committee be required to be an independent person who is not on Council or an employee of the Local Government.*
- *The committees would be able to include Council Members but would be required to include a majority of independent members and an independent Chairperson.*

While these proposals have no statutory weight, it is an indication of the policy direction of the State Government.

Policy Implications Nil

Financial Implications

There is no payment for participation by community members on Council Committees, though expenses can be reimbursed.

Economic Implication – Nil

Social Implication – Nil

Environmental Considerations – Nil

Consultation

Expressions of interest were invited through the Cuby News.

Options

Council is to determine which if any of proposed independent members are appointed to the Audit Committee.

Voting Requirements – Absolute Majority

OFFICER'S RECOMMENDATION:

That Council appoints the following persons as independent members of the Audit Committee:

9.2.2 Appointment of Fire Control Officers – 2021/22

Applicant: N/A
File Ref. No: ADM081
Disclosure of Interest: Nil
Date: 10th May 2022
Author: Stan Scott - CEO
Attachments: 9.2.2A Minutes of Bush Fire Advisory Committee 13th April 2022

Summary

Council is to consider appointments of Fire Control Officers on the recommendation of the Shire of Cuballing’s Bush Fire Advisory Committee.

Background

The Shire of Cuballing considers annually the appointment of Fire Control Officers (FCO) recommended by the Shire of Cuballing’s Bush Fire Advisory Committee (BFAC). The Minutes of the April 2022 BFAC Meeting are included at Attachment 9.2.2A.

Comment

The latest BFAC Meeting made the following recommendations to Council regarding the appointment of FCO’s for the 2021/22 bush fire season:

- 5.1 **Chief Bush Fire Control Officer** Anthony Mort
- 5.2 **Deputy Chief Bush Fire Control Officer** Graeme Dent
- 5.3 **Fire Control Officers for Shire of Cuballing**
- | | |
|---|------------------------|
| Cuballing Town FCO: | Daniel Christensen |
| Cuballing East FCO: | Rob Harris |
| | Deputy – Mike Burges |
| Cuballing West FCO: | Nelson Young |
| Popanyinning Town FCO: | Wayne Bird |
| Popanyinning East FCO: | Graham Dent |
| | Deputy – Duncan Patten |
| Popanyinning West FCO: | Brayden Potts |
| Possible Deputies, subject to discussion with nominees: | |
| Deputy Popanyinning Town | Sheridan Bean |
| Deputy Popanyinning West | Dougal Haslam |
- 5.4 **Dual Fire Control Officers**
- | | |
|--------------------|---------------|
| Shire of Narrogin | Rob Harris |
| Shire of Wickopin | Mike Burges |
| Shire of Pingelly | Duncan Patten |
| Shire of Wandering | Brayden Potts |
| Shire of Williams | Nelson Young |
- 5.5 **Clover Burn Permit Officers**
- Anthony Mort – Chief BFCO
Graeme Dent – Deputy Chief BFCO

NOTE: Clover burns are normally conducted during the prohibited burning period and because of the increased risk, a lesser number of authorised officers are normally appointed.

The Shire of Cuballing will consider nominations made to the Shire of Cuballing by neighbouring local governments for FCO's of those neighbouring shires to serve as Dual FCO's in the Shire of Cuballing later in 2022.

Strategic Implications

Shire of Cuballing Strategic Community Plan 2017-2027

SOCIAL – Our Community, Neighbourhoods, Recreation and Culture.

Goals

- A safe community where residents feel secure and comfortable at home, work and play.

	Strategy	Outcome
1.7	Create and maintain a safe environment for the community.	A feeling of safety within our neighbourhoods and a sense of being looked out for.

Statutory Environment

Bush Fires Act 1954

S 38. Local government may appoint Bush Fire Control Officer

- (1) A local government may from time to time appoint such persons as it thinks necessary to be its bush fire control officers under and for the purposes of this Act, and of those officers shall subject to section 38A(2) appoint 2 as the Chief Bush Fire Control Officer and the Deputy Chief Bush Fire Control Officer who shall be first and second in seniority of those officers, and subject thereto may determine the respective seniority of the other bush fire control officers appointed by it.

<u>Policy Implications</u> -	Nil
<u>Financial Implications</u> –	Nil
<u>Economic Implication</u> –	Nil
<u>Social Implication</u> –	Nil
<u>Environmental Considerations</u> –	Nil

Consultation

Council has received a recommendation on the appointment of FCO's from the Shire of Cuballing BFAC.

The CBFCO will be holding discussions with potential Deputy FCO's.

Options

Council may resolve to support the officers recommendation in whole or in part.

Voting Requirements – Simple Majority

OFFICER'S RECOMMENDATION:

That Council, for the 2022/23 bush fire season:

1. For Chief Bush Fire Control Officer appoint Anthony Mort
2. For Deputy Chief Bush Fire Control Officer appoint Graeme Dent
3. Appoint the following Fire Control Officers for Shire of Cuballing:

Cuballing Town FCO	Daniel Christensen
Cuballing East FCO:	Rob Harris
Deputy	Mike Burges
Cuballing West FCO:	Nelson Young
Popanyinning Town FCO:	Wayne Bird
Popanyinning East FCO:	Graham Dent
Deputy	Duncan Patten
Popanyinning West FCO:	Brayden Potts

4. Nominate the following as Dual Fire Control Officers with neighbouring Shires

Shire of Narrogin	Rob Harris
Shire of Wickepin	Mike Burges
Shire of Pingelly	Duncan Patten
Shire of Wandering	Brayden Potts
Shire of Williams	Nelson Young

5. Appoint the following Clover Burn Permit Officers

Anthony Mort – Chief BFCO
Graeme Dent – Deputy Chief BFCO

6. Authorise the CEO to appoint additional or replacement Fire Control Officers as required.
7. Authorise the CEO to appoint FCO's so nominated by neighbouring Shires as Dual Fire Control Officers.

**SHIRE OF CUBALLING
BUSH FIRE ADVISORY COMMITTEE
Council Chambers
Wednesday 13th April 2022
7.30 PM
Minutes**

1. OPENING

Meeting opened 7.35 pm.

2. ATTENDANCE AND APOLOGIES

Attendance

Chief Bush FCO	Anthony Mort
Graham Dent	Deputy Chief Bush FCO
Rob Harris	Shire of Cuballing, FCO Cuballing East
Mike Burges	FCO Cuballing East
Nelson Young	FCO Cuballing West
Brayden Potts	FCO Popanyinning West (by Telephone)
Daniel Christensen	FCO Cuballing Town
Wayne Bird	FCO Popanyinning Town
Duncan Patton	Deputy FCO Popanyinning East
Bruce Brennan	Manager of Works & Services
Cr Eliza Dowling	Shire President
Stan Scott	Chief Executive Officer

Apologies

Mitch Davies	Department of Biodiversity, Conservation and Attractions
Aaron Kain	Department of Fire and Emergency Services

3. CONFIRMATION OF MINUTES

Moved: Graeme Dent

Seconded: Dan Christensen

That the minutes of the BFAC meeting held on Wednesday 1st September 2021 are a true and correct record.

Carried

4. REPORTS

4.1 Chief Bush Fire Control Officer

Morty recounted the highlights of the fire season including:

- Several header fires at the start of the season, in Cuballing and neighbouring shires
- Relatively quiet over Christmas
- Then the big fire in February – the Narrogin East / Wickepin fire which started just inside the Shire of Cuballing and quickly spread across the boundary. Significant involvement by Cuballing fire fighters over several days.
- Weather has been challenging at times
- Then the 3 or 4 fires near Popanyinning last Friday.

Morty discussed the recent Upper Great Southern ROAC Meeting

- New Fire Danger Rating System will be in place for next season
- Telecommunications was again a major issue across the region. Issue has been escalated to the Bushfire Operations Committee
- Suggested BFAC should be held before ROAC in future
- Mentioned private equipment on fire ground.

4.2 Department of Biodiversity Conservation and Attraction

No Report

4.3 Department of Fire and Emergency Services

No Report

5. ELECTION OF OFFICERS

5.1 Chief Bush Fire Control Officer	Anthony Mort
5.2 Deputy Chief Bush Fire Control Officer	Graeme Dent
5.3 Fire Control Officers for Shire of Cuballing	
Cuballing Town FCO:	Daniel Christensen
Cuballing East FCO:	Rob Harris
	Deputy – Mike Burges
Cuballing West FCO:	Nelson Young
Popanyinning Town FCO:	Wayne Bird
Popanyinning East FCO:	Graham Dent
	Deputy – Duncan Patten
Popanyinning West FCO:	Brayden Potts
Possible Deputies, subject to discussion with nominees:	
Deputy Popanyinning Town	Sheridan Bean

Deputy Popanyinning West

Dougal Haslem

5.4 Dual Fire Control Officers

Shire of Narrogin	Rob Harris
Shire of Wickopin	Mike Burges
Shire of Pingelly	Duncan Patten
Shire of Wandering	Brayden Potts
Shire of Williams	Nelson Young

5.5 Clover Burn Permit Officers

Anthony Mort – Chief BFCO

Graeme Dent – Deputy Chief BFCO

5.6 Fire Permits

Discussed issues around issuing fire permits. Morty tabled a list of concerns from a Popanyinning resident as follows:

Burning Permits

Due to weather patterns dramatically changing over the last few years and the outlook for even faster and severe expected changes, perhaps the obtaining of burning permits needs to be updated. Combined with the facts that the shire has a large percentage of older people and those with limiting mobility plus limited resources, protecting residents from permitted burnings becoming uncontrolled need to be taken into account. The permit holder maybe following all procedures and protocols that have not necessarily take into account any of the above considerations.

These are the aspects that should be clarified to all residents of the shire when obtaining a burning permit:

- *Periods in advance and duration for obtaining a permit*
- *It is for a specific location , i.e. 2- 5km radius of a particular geographical point*
- *How many permits can be issued to an individual at a time*
- *Does the applicant have to completed a fire training session, with say, the local fire brigade*
- *Is an applicant's previous behaviour taken into account when issuing a permit*
- *How are direct neighbours advised of the time, duration and location of a burn*
- *Can neighbours further away find out when permits are issued and expected to be acted upon*
- *Should all neighbours stand by and be alert to a permitted burning becoming uncontrollable*
- *Is an applicant expected to undertake remedial fire training if mistakes are made or only allowed to burn under the direct supervision of a fire officer for a period of time*
- *When a burning permit is revoked, because of changing weather conditions, how is the applicant directly notified*

If the Shire of Cuballing is able and willing to update the procedures and protocols it is hoped that the whole community is able to freely submit ideas to be taken into consideration for discussion.

It was agreed that this list of concerns and responses be published in the next Cuby News.

Discussed the recent swarm of fires around Popanyinning. It was noted that:

- All permits had been cancelled for that day;
- All fires were as a result of strong wind and embers reignited from permit burns 2 or 3 days earlier;
- There was no unreasonable or careless actions by permit holders; and
- There was no way to predict the fires

5.7 Australian Fire Danger Rating

Noted impending changes to the Australian Fire Danger Rating Scale:

Rating Name	Fire Behaviour Index Range	Broad Community Messaging
Moderate	12 - 23	Plan and Prepare to Act
High	24 - 49	Be Ready to Act
Extreme	50 - 99	Fires will be Extremely Dangerous. Take Action Now.
Catastrophic	100 +	Fires will be Deadly. It is not Safe to be in a Bushfire Risk Area.

5.8 Guidelines for Operating Private Equipment at Fires (Attached)

New publication with really good information on fire fighting, fire behaviour. CEO indicated will be trying to get hard copies to distribute widely.

5.9 Using Machinery at Bushfires – Process for Approval, Payment and Insurance (Information Sheet Attached)

Information Sheet had been circulated by email; Key points:

- Land occupiers are required (Bush Fires Act 1954) to take all possible measures at their own expense to extinguish the fire.
- DFES may agree to pay machinery costs before work starts.
- DBCA may agree to cover machinery costs on DBCA lands before work starts.
- Volunteers and their machines are insured at BFB and DFES managed fires.
- Machinery contractors must be insured; they need to advise if they are uninsured
- Logbooks must be completed by contractors.

6. GENERAL BUSINESS

6.1 Restricted Burning Period

Agreed to extend the restricted Burning Period by two weeks.

6.2 Communications

Discussed communication issues. In particular:

- Sharing information between FCOs. Brayden Potts to set up WhatsApp group.
- Obligations of permit holders to inform neighbours not happening in all cases. More of an issue for permits close to townsites. Opportunity for better use of social media – community pages on Facebook? CEO to put together communication plan with CBFCO.

6.3 Recovery from Narrogin East / Wickepin Fire

Cr Dowling is a member of recovery committee. Noted that funding available for community functions. May be some interest in a Cuballing function. Some interest in strategies to allow volunteers to engage directly with fire victims. Noted that Blaze Aid is already working in Wickepin.

6.4 Training / PPE

Cr Dowling and CBFCO discussed the success of recent Rural Fire Awareness Course, well attended and positive feedback. Perhaps the course could be minimum requirement for recognition as bona fide fire volunteer. Could be a trigger for the issue of PPE? Also relate=s to WHS obligations and duty of care to ensure that volunteers are sufficient training and have appropriate PPE.

6.5 New Workplace Health and Safety Act

From a new guide prepared by LGIS (paraphrased and summarised)

The concept of a Person Conducting a Business or Undertaking (PCBU) replaces the term 'employer' in the WHS Act. Workers are not considered PCBU's. A PCBU has a duty of care to keep workers and others safe "as far as reasonably practicable".

Local governments are defined as a PCBU. Key features relating to volunteering

- PCBU is intended to capture a broad range of contemporary workplace relationships including volunteering activities.
- A primary duty of care requires PCBUs to, so far as is reasonably practicable, ensure the health and safety of workers and others who may be affected by the carrying out of work.
- Duties of care apply to persons who influence the way work is carried out.
- It is a requirement that 'officers' exercise 'due diligence' to ensure compliance with the WHS Act. (this would include FCOs)
- Reporting requirements apply for 'notifiable incidents' such as the serious illness, injury or death of persons and dangerous incidents arising out of the conduct of a business or undertaking (including fire fighting)

7. NEXT MEETING

The next meeting of the Shire of Cuballing Bush Fire Advisory Committee is to be held at the Shire Council Chambers at 7.30pm on Wednesday 7th September 2022

8. CLOSE

Meeting Closed 10.30 pm

9.2.3 Adoption of Plant Replacement Program

Applicant: N/A
File Ref. No: ADM081
Disclosure of Interest: Nil
Date: 12th May 2022
Author: Stan Scott - CEO
Attachments: Draft 2022-23 Plant Replacement Program

Summary

There have been some substantial changes to the Plant Replacement Program to support the Shire's biggest ever construction program.

Council is requested to adopt the plant replacement program to allow staff to commence purchasing processes subject to budget adoption by Council.

Background

The Shire of Cuballing's anticipated road construction program for the 2022/23 financial year will include \$2.7 million in funding under the Wheatbelt Secondary Freight Network for work on the Cuballing East Road. Much of that work will be completed by Shire of Cuballing works crew supported by contractors. The biggest risks to the successful completion of such an ambitious program is the reliability of plant and capacity of staff.

These risks are proposed to be addressed through replacement of two machines that have been very unreliable in the past and increasing staffing both to increase capacity and prepare for some impending retirements.

Proposed changes for 2022-23

Komatsu WA320PZ9 Front End Loader– this machine was purchased in 2015 and has proved unreliable and expensive to maintain. This downtime impacts on the productivity of the construction crew. Anticipated changeover cost \$250,000.

Komatsu GD555-5 Grader – This machine has also had regular breakdown issues and downtime. Despite several attempted repairs it continues to run hot with temperatures in the red zone. Anticipated changeover cost \$340,000.

Mey 28 Reel mower – This is a new piece of equipment which will provide a higher quality finish and appearance on lawn areas such as in the front of the Shire office and war memorial. At \$6,000 it is just above the threshold for inclusion on the plant replacement program.

Toyota Prado 0 CN – the CEO's vehicle is scheduled for replacement. With very high resale value the changeover cost is only \$10,000. The replacement vehicle has been ordered. With a minimum 6 month lead time there is plenty of time to withdraw the order if the it is not included in the budget.

Proposed changes for 2021-22

As part of the current year's replacement program the Colorado Crew Cab CN 1 was scheduled for replacement. The replacement vehicle, a Ford Ranger has been ordered and is due for delivery soon. The existing vehicle was intended to be traded, but it is now proposed to retain the Colorado Crew Cab as an additional works vehicle. There would be significant productivity gains from the additional vehicle. There will be less time ferrying staff between works sites, and it will free up time for both the Manager of Works and Services and the Works

Supervisor. With the current COOVID situation it also allows better social distancing for workers who may be a designated close contact. The cost of income foregone from the Trade in is \$25,000.

Proposed financial arrangements

It is proposed that we obtain finance for the full cost of the replacement grader, approximately \$440,000. This cost is recognised in an additional line in the plant replacement program spreadsheet. The finance cost over 4 years is around \$48,000.

The Shire Annual Expenditure has been adjusted for the 10 year projections in the plant replacement schedule to reflect the full cost of the program including the finance cost. The contribution should ensure that the closing balance in 10 years time approximates the opening balance for the commencement of the 2022-23 financial year. The calculation produces a result of \$296,000 per year, but in the projection this has been rounded up to \$300,000 to provide a small contingency.

It is notable that Council Loan Number 63 for Purchase of a Grader has been paid out this financial year.

Comment

Council is being asked to adopt the 10 years Plant Replacement Program and authorise the CEO to commence the implementation process. The final decisions on some matters will still be subject to budget deliberations but issuing a request for quotations or obtaining finance quotations does not commit the shire to proceeding. However, commencing these processes early will give us the best chance of having orders fulfilled within a reasonable time. Everyone is aware of the extended delays between placing orders and receiving goods.

Strategic Implications

Shire of Cuballing Strategic Community Plan 2017-2027 includes the following:

ECONOMY - Our Economy, Infrastructure, Systems and Services.

Goals

- Transport systems that are functional, efficient, economical and safe, coupled with continuous improvement to meet the safety and amenity needs of the community.
- Managing community assets in a whole of life and economically sustainable manner.

	Strategy	Outcome
3.2	Ensure essential services and infrastructure are aligned to community needs now and in the future.	Services and infrastructure which meets the needs of the broadest community and responds to changing priorities.
3.3	Deliver and advocate for a diverse and safe transport system which is efficient and meets the needs of all users.	A diverse and safe transport system that balances the needs of all users including pedestrians, cyclists, private vehicles, public transport and freight.

3.5	Maintain a robust asset management practices and maintenance programs.	Assets which meet the expectations of the community.
-----	--	--

A well-considered and realistic plant replacement program supports these strategies.

Statutory Environment

The Local Government Act 1995 provides as follows:

6.8. Expenditure from municipal fund not included in annual budget

- (1) A local government is not to incur expenditure from its municipal fund for an additional purpose except where the expenditure —
- (a) is incurred in a financial year before the adoption of the annual budget by the local government; or
 - (b) is authorised in advance by resolution*; or
 - (c) is authorised in advance by the mayor or president in an emergency.

** Absolute majority required.*

While the proposed actions do not constitute expenditure until we make the final commitment, it is preferable that Council endorses the proposed approach in advance.

Policy Implications - Nil

Financial Implications

The proposed plant replacement program identifies an annual contribution towards plant of \$300,000. Maintaining quality plant replaced at scheduled intervals should reduce repair and maintenance costs, and reduce the risk of significant down time.

Economic Implication – Nil

Social Implication – Nil

Environmental Considerations – Nil

Consultation

The recommended program has been developed in consultation with the leadership team and discussed at the Plant Committee meeting on 12 May 2022. The final Plant Replacement Program as presented has been updated since that meeting to include finance costs, retain the Dual Cab Colorado utility and replace the CAT Front End Loader with a Back Hoe in 2027-28 and replace or substantially refurbish the oldest side tipper trailer (CN 3455) in 2029-30.

Options

Council may resolve to:

- Support the officer's recommendation in whole or in part.
- Defer consideration until budget deliberations.

Voting Requirements – Absolute Majority

OFFICER'S RECOMMENDATION:

1. That Council adopt the attached Plant Replacement Program for 2022 -23 to 2032-33;
2. Authorise the CEO to:
 - A. Commence the Request for Quotation (RFQ) process for a replacement Grader and Front End Loader;
 - B. Seek quotations for a loan for \$440,000 over 4 to 6 years for the purchase of the new Grader; and
 - C. Note that final decisions on these matters will be part of budget deliberations.
3. Authorise the CEO to:
 - A. Retain the Colorado Dual Cab Utility that was scheduled for trade in;
 - B. Order the replacement Toyota Prado.

20210305 Plant Replacement 2022-23 - Draft 2

Rego	Asset	Plant No	Machine	Comment	Date of Purchase	Year of Trade	Purchase Estimate	Trade/Sale Estimate	Replacement Cost	2021/22	2022/23	2023/24	2024/25	2025/26	2026/27	2027/28	2028/29	2029/30	2030/31	2031/32	2032/33	
CN 026	10073	P150	UD Nissan GW400	Six Wheel Truck	Mar 11	2022/2023	230,000	30,000	200,000			200,000									200,000	
CN 047	20	P151	Isuzu Giga	Prime Mover	Mar 20	2031/2032	190,000	35,000	155,000										155,000			
CN 272	10089	P262	Isuzu Giga	Prime Mover	Oct 14	2021/2022	190,000	35,000	155,000	155,000											155,000	
CN3455	10089	P264	Side Tipper	Tri axle trailer	Oct 14	2029/2030	100,000		100,000									120,000				
CN10015	10098	P265	Machinery Float	Trailer	Oct 16	2030/2031	60,000		60,000										60,000			
ITUW809	19	P267	Side Tipper	Tri axle trailer	Jan 20	2035/2036	115,000		115,000													
CN10098	23	P268	30,000L Tanker	Tri axle trailer	Apr 20	2035/2036	110,000		110,000													
CN 2	10062	P152	Isuzu NPR 65/45-190	Small Tipper	Sep 18	2026/2027	80,000	15,000	65,000						65,000							
CN 157	10088	P263	Hino300 Series 717	Crew Cab Truck	Nov 14	2022/2023	90,000	20,000	70,000			70,000									70,000	
CN 387	10085	P261	Komatsu GD555-5	Grader	Mar 14	2024/2025	440,000	100,000	340,000		340,000											
CN 397	1	P260	CAT 140	Grader	Dec 20	2031/2032	395,000	90,000	305,000												305,000	
CN 92	10063	P202	CAT 930G	FE Loader	Sep 08	2027/2028	250,000	50,000	200,000							200,000						
CN1906	10094	P209	Komatsu WA320PZ6	FE Loader	Nov 15	2023/2024	350,000	100,000	250,000		250,000											
CN 404	10051	P204	Bomag SP Roller	Steel Drum Roller	Jul 04	2021/2022	170,000	30,000	140,000	140,000												
CN 151	10054	P205	Anman Multi VP2400	Multi Tyre Roller	Aug 17	2028/2029	170,000		170,000								170,000					
CN 1552	10056	P206	JD Tractor 4720	Tractor with loader	Jun 07	2025/2026	33,000		33,000					33,000								
CN 1806	10080	P207	JD Tractor	Tractor with Broom/PH Digger	Jun 13	2025/2026	47,000		47,000					47,000								
			Backhoe			2027/2028	170,000		170,000							180,000						
	10098	P266	Panther Mower	3pt Linkage Flail Mower	Oct 16	2026/2027	21,000		21,000						21,000							
			Zero Mower & Trailer	Mower & Trailer		2024/2025	50,000		50,000				50,000									
	10091	P255	22 KVA generator	Emergency Power Generator	Mar 15	2022/2023	22,000	2,000	20,000				20,000									
CN3468 CN3469	10092	P310	Traffic Lights	Traffic Lights	Aug 15	2026/2027	36,000		36,000				36,000									
			Mey 28 Reel Mower	Reel Mower			6,000	-	6,000		6,000											
0 CN	10086	P100	Toyota Prado GXL	CEO's Vehicle	Oct 20	2022/2023	55,000	40,000	20,000		10,000			20,000			20,000				20,000	
CN 0	10093	P106	Toyota Utility	MWS Vehicle	Mar 22	2023/2024	53,000	25,000	28,000	28,000		28,000		28,000		28,000		28,000			28,000	28,000
CN 1	10087	P105	Colorado Utility	Crew Vehicle	Sep 18	2020/2021	48,000		48,000	48,000			48,000			48,000					48,000	
CN 1557	10078	P107	Toyota Utility	Crew Vehicle	Sep 18	2026/2027	37,000	7,000	30,000						30,000							
CN 039		P308	Mazda CX30	DCEO Vehicle	Mar 22	2025/2026	32,000		32,000					20,000								
			Dual Cab Ute - fmr CN 1	Dual Cab - fmr 1CN	Sep 18	2024/2025	40,000	15,000	25,000				25,000								25,000	
			Finance - Proceeds							- 440,000												
			Finance - Repayments							61,000	122,000	122,000	122,000	122,000	61,000							
			Total Expenditure							371,000	227,000	420,000	301,000	270,000	177,000	456,000	190,000	478,000	333,000	203,000	200,000	
			Opening Plant Reserve Balance							340,000	219,000	292,000	172,000	171,000	201,000	324,000	168,000	278,000	100,000	67,000	164,000	
			Plant Reserve (In+ / Out-)							- 121,000	73,000	- 120,000	- 1,000	30,000	123,000	- 156,000	110,000	- 178,000	- 33,000	97,000	100,000	
			Closing Plant Reserve Balance							219,000	292,000	172,000	171,000	201,000	324,000	168,000	278,000	100,000	67,000	164,000	264,000	
			Shire Annual Expenditure							250,000	300,000	300,000	300,000	300,000	300,000	300,000	300,000	300,000	300,000	300,000	300,000	300,000

9.3 MANAGER OF WORKS AND SERVICES:

9.3.1 RAV Route Determination – Wongee Farming

Applicant:	Main Roads Heavy Vehicle Services Wongee Farming
File Ref. No:	ADM 29
Disclosure of Interest:	Cr Dowling is the contact for the application
Date:	19 April 2022
Author:	CEO- Stan Scott
Attachments:	9.3.1A - Application to add a Road to the RAV Network 9.3.1B - Proposed Route Maps 9.3.1C – Benefits of Restricted Access Vehicles 9.3.1D – Email from Main Roads Heavy Vehicle Assessments

Summary

Wongee Farms has requested several roads that are presently Tandem Drive Network 4 roads to be added to the Tandem Drive Network 6 Network.

Background

Council has a policy on Restricted Access Vehicle Routes. Under that Policy routes may be Unconditional Access or Low Volume Conditional Access (LVCA) either Type 1 or Type 2. The LVCA conditions limit access to local traffic – no through traffic – and place additional safety requirements, which are more stringent for Type 2.

Council's policy position on the routes requested is set out below:

LVCA Type 1:

- Bunmulling Road
- Pauley Road
- Popanyinning East Road
- Popanyinning West Road

LVCA Type 2:

- Boundary Road
- Reeds Road

The access requested in the application is gate to gate. There is no request to make the routes available to through traffic. The request of approved would be to allow Network 6 vehicles on the listed roads:

- Increase maximum vehicle length from 27.5 to 36.5 metres
- There would be no increase in maximum gross vehicle mass – 87.5 tonnes for both configurations.

Council's Policy in relation to Restricted Access Vehicles on Local Roads is set out below:

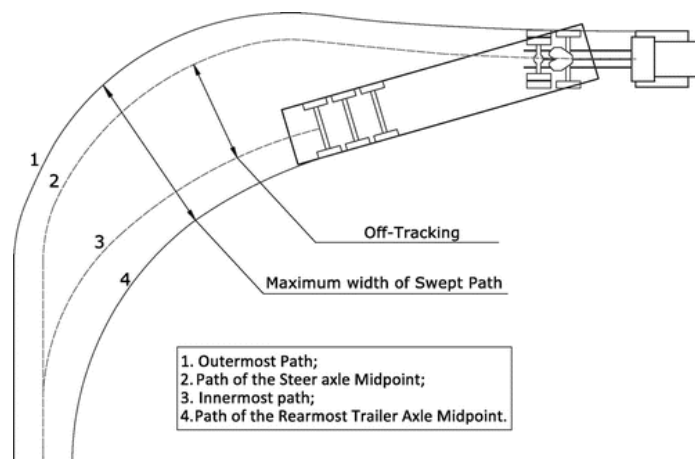
The conditions that Council will seek to impose on use of local roads will be:

1. *Unconditional access. Roads with these conditions would be of the higher standard and good condition. These routes would be made available to all vehicles and should be expected to be used as through routes for vehicles from outside the shire;*

2. *Low Volume Conditional Access (LVCA) Type 1. These roads would be of a decent standards and relatively good condition. It is Council's desire to have these roads made available for local traffic to allow economic freight use by local residents and ratepayers. The conditions for use of these roads include:*
- *Not to be used as a through route. For local delivery and pickup only;*
 - *Current written approval from the Shire of Cuballing, endorsing use of the road, must be obtained, carried in the vehicle and produced upon request;*
 - *Operation is not permitted while the school bus is operating on the particular road. Operators must contact the relevant schools directly for school bus timetables; or where direct contact can be made with the school bus driver, operation is permitted once the school bus driver confirms all school drop-offs / pick-ups have been completed on the particular road;*
 - *Headlights must be switched on at all times; When travelling at night, the RAV must travel at a maximum speed of 40km/h and display an amber flashing warning light on the prime mover;*
 - *No operation on unsealed road segment when visibly wet, without road owner's approval; and*
 - *Direct radio contact must be maintained with other RAV's to establish their position on or near the road (suggested UHF channel 40).*
3. *Low Volume Condition Access (LVCA) Type 2. These roads can be of a low standard. It is Council's desire to have these roads made available for local traffic to allow economic freight use by local residents and ratepayers. The conditions for use of these roads include:*
- *All conditions stipulated for Low Volume Conditional Access Type 1 roads; and*
 - *Road not to be entered until driver has established by radio contact that there is no other RAV on the road travelling in the oncoming direction; and*
 - *The RAV must not exceed a speed of 40 km/h.*

Comment

There does not appear to be any increase in road wear and tear from the proposed change in configuration as there is no increase in gross vehicle mass.



There could however be a change in the swept path. Swept Path Analysis is the calculation and analysis of the movement and path of different parts of a vehicle when that vehicle is undertaking a turning manoeuvre. The difference in swept path is more pronounced on sharper turns. This is important for vehicles travelling in the opposite direction and meeting a RAV vehicle on a curve.

The other difference of course is overtaking. The longer the configuration the more challenging it is to overtake.

Council may wish to consider:

- Is the present policy appropriate;
- Should there be a consistent response in relation to all roads. Approving some and not others would impose a cost on the applicant;
- Is approval likely to result in more similar applications from other road users, and is that an issue or a problem, particularly on some low volume roads; and
- If the application is supported are the other conditions set out in Council policy suitable?

The roads in question were assessed by Manager Works and Services using the *Main Roads WA – Standard Restricted Access Vehicle (RAV) Route Assessment Guidelines*.

None of the routes would be suitable to add to the RAV network for unconditional access. Each of the routes are part of the RAV conditional access network for Network 4 vehicles. The proposed configuration is 9 metres longer, but does not include any additional mass. Based on the RAV assessment each road could be approved under low volume conditional access including the same conditions as set out in the policy except for one route.

- Reeds Road would be suitable between Popanyinning East Road and Calcoran Road, but no further.

Strategic Implications

Strategy 3.3 in the Shire of Cuballing Strategic Community Plan is:

3.3	Deliver and advocate for a diverse and safe transport system which is efficient and meets the needs of all users.	A diverse and safe transport system that balances the needs of all users including pedestrians, cyclists, private vehicles, public transport and freight.
-----	---	---

Statutory Environment

Main Roads is responsible for the determining road access for different vehicle types, but will generally act on advice from Local Government on Local Roads.

Policy Implications

Current Council Policy **5.10 Heavy Vehicle Operations** restricts access on the local roads listed in this application to Network 4.

Financial Implications - Nil

Economic Implication

Approval would facilitate effective operations of a significant farming enterprise.

Environmental Considerations - Nil

Consultation

Main Roads is seeking input from the Shire of Cuballing.

Options

Council may resolve to advise Main Roads that:

1. Council supports the application with conditions; or
2. Council does not support the application.

Voting Requirements – Simple Majority

OFFICER’S RECOMMENDATION:

That Council advise Main Roads WA Heavy Vehicle Operations that Council will support Wongee Farms using Tandem Drive Network 6 vehicles under a Restricted Local Access Permit (RLAP), subject to the conditions set out in Council Policy “Restricted Access Vehicles on Local Roads”

Low Volume Conditional Access (LCVA) Type 1:

- **Bunmulling Road**
- **Pauley Road**
- **Popanyinning East Road**
- **Popanyinning West Road**

Low Volume Conditional Access (LCVA) Type 2:

- **Boundary Road**
- **Reeds Road (between Popanyinning East Road and Calcoran Road only)**



Application and Road Owner Support to Add or Amend a Road on a Restricted Access Vehicle Network

Main Roads Heavy Vehicle Services will consider adding a road to the Restricted Access Vehicle (RAV) Network provided support from the relevant road owner is obtained. This application must be completed by the applicant and forwarded to Main Roads who will liaise directly with the relevant road owner to ensure they have no objections to the access.

Applicant Details

Operator Name / Company	Boundary Farms Nominees Pty Ltd T/A Wongee Farming		
Contact Name	Eliza Dowling	Contact Phone Number	08 9887 5348
Mobile Phone Number	0488775095	Contact Fax Number	
Email Address	t.w.dowling@bigpond.com		

RAV Length Category to be assessed

Tandem Drive RAV Categories 2-10 Refer to the **Prime Mover, Trailer or Truck, Trailer Operating Conditions** for approved combinations on our website.

RAV Category 6 (36.5m)

Tri Drive Categories 1-5 Refer to the **Tri Drive Prime Mover, Trailer or Tri Drive Truck, Trailer Operating Conditions** for approved combinations on our website.

PBS Categories Refer to the **WA Performance Based Standards (PBS) Scheme – Access Levels & Principles** on the **PBS** page on our website.

Other Categories (i.e. Oversize Road Train) Refer to the operating conditions of the particular **Permit Product** for approved combinations on our website

Concessional Mass Level to be assessed

Level 1 concessional mass is automatically applied when a road is approved on the relevant base Tandem Drive, Tri Drive or PBS Networks listed in the above section.

For Level 2 and 3 concessional mass, please select the requested level below. Refer to the **Operating Conditions** on the **AMMS** page on our website for approved combinations.

Concessional Mass Levels

	Tandem Axle Group	Tri Axle Group	Quad Axle Group (PBS)
Level 1	17.0t	21.5t	24.0t
Level 2	17.0t	22.5t	27.0t
Level 3	17.5t	23.5t	28.5t

Requested Mass Level

Transport Task Details

Estimated Annual Tonnage 1000 (t) **Estimated Loaded Movements** 2 per month
(Please Select)

Roads to be assessed Please list all requested roads where RAV Access is required (including start and end points) and attach maps.

GATE TO GATE

For the transport of hay and straw between properties belonging to the owner, and to local hay/straw processors;
Boundary Road from Loc 5554 to Popanyinning West Road in the Shire of Cuballing;
Popanyinning West Road from Boundary Road to the Great Southern Highway in the Shire of Cuballing;
Pauley Road in the Shire of Cuballing from 'Glenalbyn', Loc 1640 Pauley Road to the Cuballing East Road;
Popanyinning East Road in the Shire of Cuballing from Popanyinning to Reeds Road;
Reeds Road in the Shire of Cuballing from Popanyinning East Road to 'Uambine' farm, Loc 13991 in the Shire of Cuballing.



Application and Road Owner Support to Add or Amend a Road on a Restricted Access Vehicle Network

Main Roads will liaise directly with the relevant road owner to complete this section.

Road Owner	<input type="text"/>		
Road Name	<input type="text"/>	Road Number	<input type="text"/>

Contact Details

Contact Name	<input type="text"/>	Position	<input type="text"/>
Contact Phone Number	<input type="text"/>	Contact Fax Number	<input type="text"/>
Mobile Phone Number	<input type="text"/>	Email Address	<input type="text"/>

Required Traffic Data

Please provide the AADT, Speed Limit and if the road is on a School Bus Route. If the application is for more than one road, please provide the AADT, speed limit and if the roads are on a School Bus Route for each road in comments box provided below.

Posted Speed Limit	<input type="text"/>	School Bus Route ?	<input type="radio"/> Yes <input type="radio"/> No
--------------------	----------------------	--------------------	--

AADT

Annual Average Daily Traffic is determined by the total yearly two-way traffic volume divided by 365, expressed as vehicles per day (VPD). Please tick box below.

<input type="radio"/> 0 to 15 vpd	<input type="radio"/> 16 to 30 vpd	<input type="radio"/> 31 to 50 vpd	<input type="radio"/> 51 to 75 vpd	<input type="radio"/> 75 to 150 vpd	<input type="radio"/> 150 to 500 vpd	<input type="radio"/> 500 to 1000 vpd	<input type="radio"/> 1000+ vpd
-----------------------------------	------------------------------------	------------------------------------	------------------------------------	-------------------------------------	--------------------------------------	---------------------------------------	---------------------------------

Comments:

Please detail any community concerns, required conditions and other relevant information.

If RAV access is endorsed, as the road owner please specify any access conditions that you would like Main Roads to consider (i.e. No operation on unsealed road when visibly wet, without road owner's approval, Headlights to be switch on at all times etc.)

If RAV access is not endorsed please provide reasoning behind your decision.

NOTE - If condition CA07 (Current written support from the Road Asset Owner, endorsing use of the road, must be obtained, carried in the vehicle and produced upon request.) is required, the road owner is responsible for the administration of condition CA07.

Road Owner Support

As the road owner you are required to conduct a preliminary assessment of the requested road/s to ensure there are no obvious issues that would deem RAV access unsuitable.

I <input type="text"/>	On behalf of <input type="text"/>
support the above decisions, subject to Main Roads final approval.	
Signature <input type="text"/>	Date <input type="text"/>

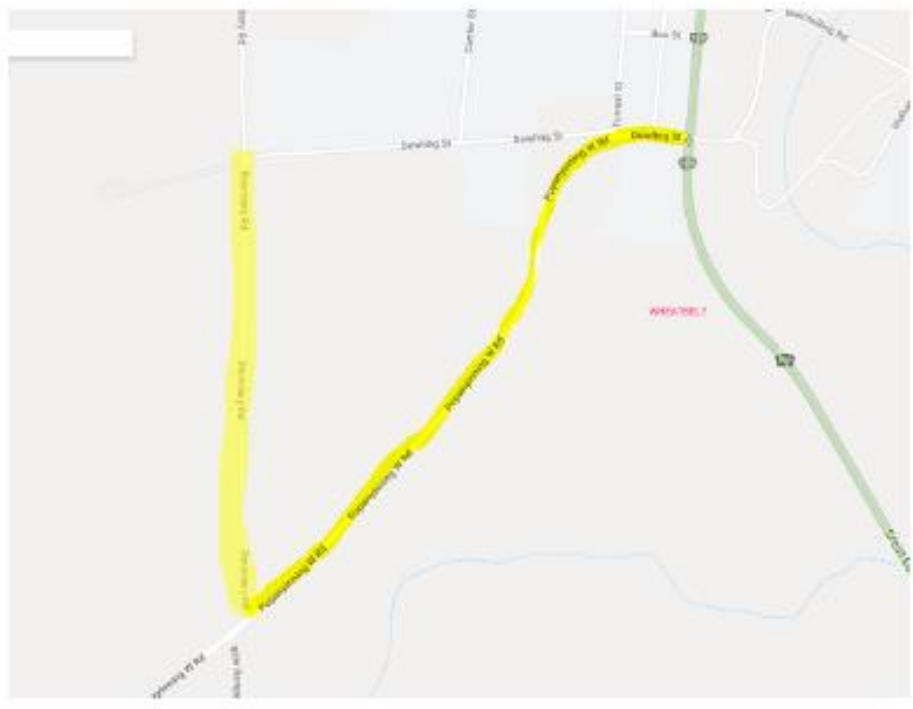
Email completed form to: hvsrouteassessments@mainroads.wa.gov.au

Heavy Vehicle Services Main Roads WA

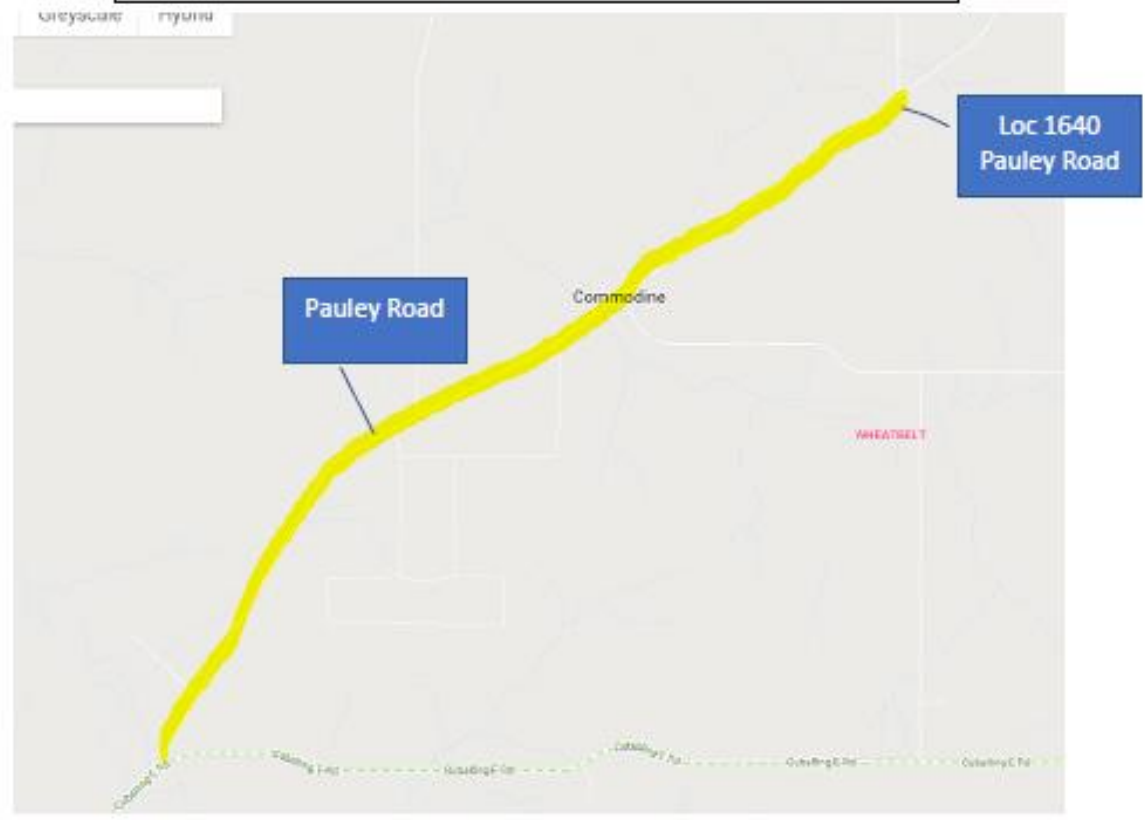
PO Box 374 | WELSHPOOL DC | WA 6986 | Telephone 138 HVO (486) | Fax (08) 9475 8455

www.mainroads.wa.gov.au

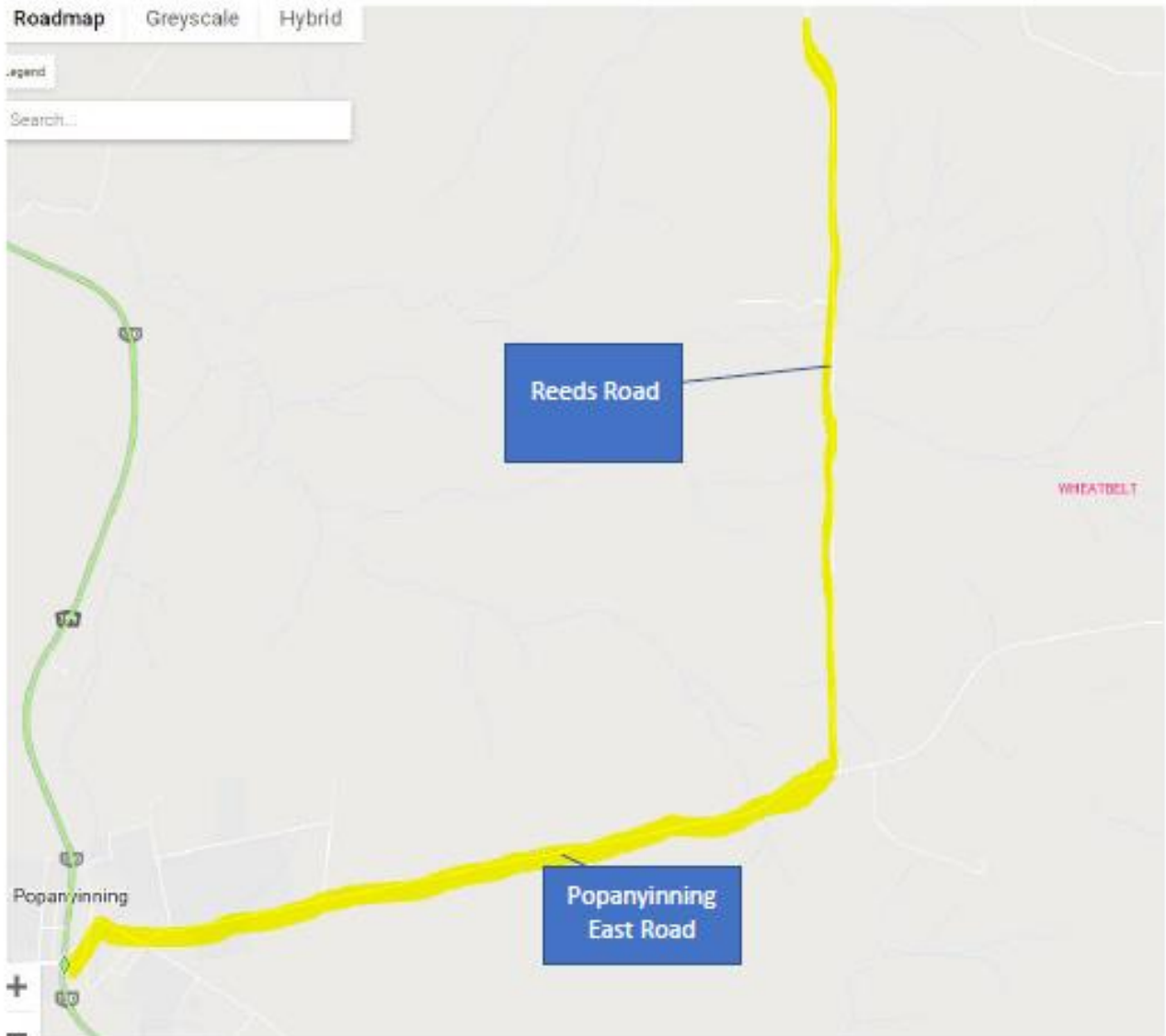
Popanyinning West Road from Boundary Road to the Great Southern Highway



Pauley Road from Cuballing East Road to Loc 1640 Pauley Road



Reeds Road from Uambine to Popanyinning East Road

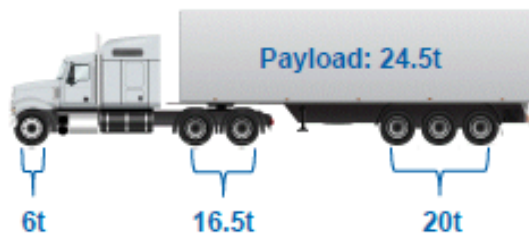




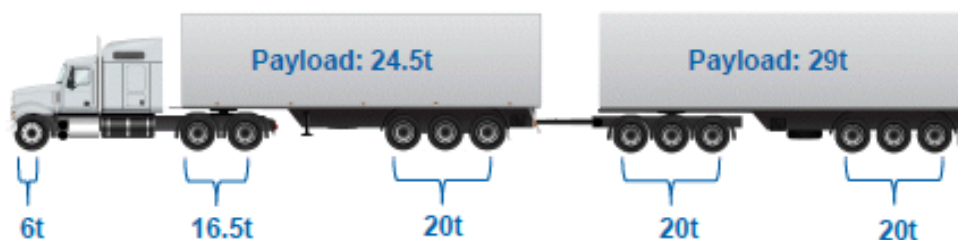
RAV Benefits

There is often a misconception that larger heavy vehicle combinations result in increased wear to the road infrastructure. Restricted Access Vehicles (RAV), such as a road trains, not only provide productivity benefits for the transport operator, a RAV reduces the number of trips required for a specific transport task, which consequently reduces carbon emissions, traffic congestion, crash risk exposure, heavy vehicle noise and pavement wear.

The following example explains how a RAV provides these benefits:



The above general access semi-trailer combination can carry a payload of approximately 24.5 tonnes with the axle loadings shown. To move 160 tonnes of product, this vehicle would need to make 7 trips.




The above RAV (double road train) can carry a payload of approximately 53.5 tonnes with the same axle loadings as the general access semi-trailer combination. To move 160 tonnes of product, this vehicle would need to make 3 trips.



The above RAV (triple road train) can carry a payload of approximately 82.5 tonnes with the same axle loadings as the general access semi-trailer combination. To move 160 tonnes of product, this vehicle would need to take 2 trips.

The RAVs shown in the above example are required to meet minimum axle spacing requirements, which allows for pavement recovery between the axle groups. As such, the impact on the pavement is actually reduced with a RAV, as there is more payload being moved with less axle loads.



Based on moving 160 tonnes of product.

9.3.1A Application to add a Road to the RAV Network

From: HVSrouteassessments <HVSrouteassessments@mainroads.wa.gov.au>
Sent: Tuesday, 12 April 2022 10:09 AM
To: Bruce Brennan <worksmanager@cuballing.wa.gov.au>; Shire of Cuballing Enquiries <enquiries@cuballing.wa.gov.au>
Subject: Route Determination - Boundary Farms - Shire of Cuballing - WBR - 4050146 4050002 4050007 4050008 4050004 4050017 - RAV 6 - Requesting road owner support

Good morning,

Heavy Vehicle Services (HVS) has received an application to add the following section of roads onto the Restricted Access Vehicle (RAV) Network:

Dimension Requirements					
Road No.	Road Name	From Location (SLK)	To Location (SLK)	Current Network	Requested Network
4050146	Boundary Rd	Popanyinning West Rd (0.00)	Farm property (1.05)	Tandem Drive Network 4	Tandem Drive Network 6
4050002	Popanyinning West Rd	Northam Cranbrook (0.00)	Boundary Rd (1.58)	Tandem Drive Network 4	Tandem Drive Network 6
4050007	Pauley Rd	Cuballing East Rd (0.00)	Murbys Rd (7.61)	Tandem Drive Network 4	Tandem Drive Network 6
4050008	Bunmulling Rd	Northam Cranbrook (0.00)	Popanyinning East Rd (0.80)	Tandem Drive Network 4	Tandem Drive Network 6
4050004	Popanyinning East Rd	Bunmulling Rd (0.00)	Reeds Rd (4.92)	Tandem Drive Network 4	Tandem Drive Network 6
4050017	Reeds Rd	Popanyinning East Rd (0.00)	End of Road (0.80)	Tandem Drive Network 4	Tandem Drive Network 6

Please provide HVS with any comments relating to road condition, planning conflicts, development issues etc. that may be impacted by adding the above roads onto the RAV network or increasing the mass level.

Please be aware if the road is deemed unsuitable to be added to the relevant RAV network when assessed it may be considered for a Restricted Local Access Permit (RLAP). This permit is for individual access to a road with a specific combination and with suitable conditions to mitigate any risk.

It would be appreciated if you could provide your comment to HVS within four (4) weeks of this email to enable HVS to consider any potential issues as part of our assessment process.

Additionally, when considering this request, please refer to the attached RAV benefits document, which provides an overview of the benefits of utilising RAV combinations compared to general access semi-trailer combinations.

It is important to ensure that any comments are provided with sufficient reasoning, as this may be used to justify the decision to the applicant.

Should you require any further information or assistance regarding this request, please contact the HVS Route Assessment team on 138 486 or hvsrouteassessments@mainroads.wa.gov.au

Regards,

Ridaah Gamildien

Heavy Vehicle Services Officer

Heavy Vehicle Services

p: 138 486

e: hvsrouteassessments@mainroads.wa.gov.au

w: www.mainroads.wa.gov.au



mainroads
WESTERN AUSTRALIA



Main Roads acknowledge the Traditional Custodians throughout Western Australia and their continuing connection to the land, waters and community. We pay our respects to all members of the Aboriginal communities and their cultures; and to Elders past, present and emerging.

10. **ELECTED MEMBERS' MOTION OF WHICH PREVIOUS NOTICE HAS BEEN GIVEN:**

Nil

11. **URGENT BUSINESS WITHOUT NOTICE WITH THE APPROVAL OF THE PRESIDENT OR MEETING:**

Nil at this time.

12. CONFIDENTIAL MATTERS:

12.1.1	Application for Approval Under the Caravan Parks and Camping Grounds Act 1995 and Regulations 1997 – Proposed Occupation of a Caravan, Lot 2774, DP 109254 Great Southern Highway, Yornaning
--------	--

Submission to:	Ordinary Meeting of Council
Location/Address	Lot # 2774 Great Southern Highway, Yornaning
Reporting Officer:	Tim Jurmann – Environmental Health Officer/Building Surveyor
Enabling Legislation:	Caravan Parks and Camping Grounds Act 1995 and Regulations 1997
Council Policy	Nil
Budget Implications	Nil
File Reference	A1021
Attachments:	Email request for temporary occupation of a caravan
Voting Requirements:	Simple Majority

13. NEXT MEETING:

Ordinary Council Meeting, 2.00pm, Wednesday 15th June 2022 at the Shire of Cuballing Council Chambers, Campbell Street, Cuballing.

14. CLOSURE OF MEETING: